

O-RING



CATALOGO
TECNICO



FLUMEC
under pressure technology

FLUMEC



L'ESPERIENZA TECNICA È UN PARTICOLARE CHE CI CONTRADDISTINGUE

Flumec nasce nel 2006 dalla decennale esperienza tecnico-commerciale di Andrea Meggiolaro nel mondo delle guarnizioni.

L'azienda, attenta alle continue evoluzioni del mercato e delle tecnologie, offre sempre la migliore assistenza ed un servizio professionale, mirato alla ricerca della soluzione appropriata all'applicazione, sia standard che su misura del cliente.

Obiettivo costante è quello di essere un partner tecnico e affidabile, dalle risposte sempre rapide e adeguate, garantendo costantemente un alto standard qualitativo ad un prezzo decisamente competitivo.

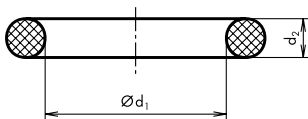
Flumec, perché la vera professionalità è alla base di un vero servizio.

INDICE

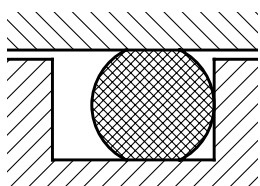
introduzione	3
tolleranze di produzione	9
tenuta statica	11
tenuta dinamica	57
resistenza ai prodotti chimici	67

O-RING

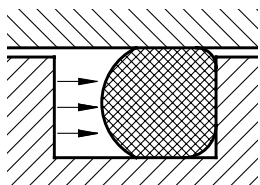
Gli O-ring rappresentano la più semplice soluzione di tenuta, ma se vengono applicati nella maniera corretta, possono essere vantaggiosi anche su applicazioni impegnative. Sono costituiti da un anello in elastomero a



La funzione di tenuta dell'O-Ring si basa sulla deformazione assiale o radiale della sua sezione a montaggio avvenuto. La pressione del fluido



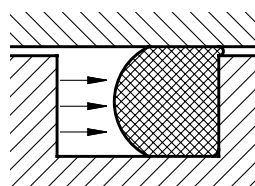
In assenza di pressione, l'O-Ring fa tenuta, grazie alla sua elasticità e forza antagonista, tra le due superfici di tenuta.



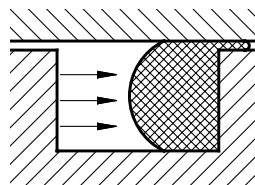
Con l'aumentare della pressione, l'O-Ring si comporta come un liquido altamente viscoso ed incompressibile. Una pressione applicata all'O-Ring si distribuisce praticamente con la stessa intensità in tutte le direzioni.

sezione rotonda vulcanizzato in stampo e sono definiti da un diametro interno "d1" e da una sezione di corda "d2".

incrementa la deformazione aumentando in tal modo l'efficacia di tenuta. Con il diminuire della pressione la deformazione ritorna allo stato iniziale.

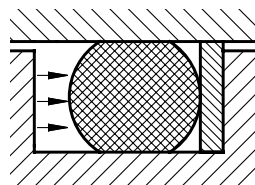


Se la pressione cresce ulteriormente, l'O-Ring viene schiacciato nell'interstizio di tenuta e si taglia o viene sfaldato.



Con pressione pulsante, l'O-Ring viene incastrato e danneggiato dai movimenti relativi delle parti costruttive.

Questo spostamento nell'interstizio di tenuta, che spesso impedisce all'O-Ring di svolgere la sua funzione, può essere evitato con l'impiego di Back-up-Ring, detti anche anelli antiestrusione.



dimensioni

British Standard BS 1806 American Standard AS 568 A Ø corda	Metriche Ø corda	Swedish Standard SMS 1586 Ø corda	French Standard AFN Ø corda	Serie dimensionale Secondo DIN 3771 ed ISO 3601/1 Ø corda	Japanese Standard JIS 240 Ø corda
1.78	1.00 1.50	1.60	1.90	1.8	1.90
2.62	2.00 2.50	2.40	2.70	2.65	2.40
3.53	3.00 3.50	3.00	3.60	3.65	3.10
5.34	4.00 4.50	5.70	5.34	5.3	5.70
6.99	5.00 6.00	8.40	6.99	7.0	8.40

Tipo mescoloe	Durezza Shore A Toll. ±5 ShA	Temperature °C	Caratteristiche
NBR (Acronitrilbutadiene)	70 ShA	Da -30 a +100 per brevi termini fino +120	Buone caratteristiche meccaniche quali: elevata resistenza all'abrasione, bassa permeabilità ai gas e buona resistenza ai lubrificanti e ai grassi a base di oli minerali, agli oli idraulici H, H-L, H-LP, ai liquidi non-infiammabili HFA, HFB, HFC, agli idrocarburi alifatici, ai grassi ed agli oli siliconici, e all'acqua sino a 80°C circa. Non è resistente agli idrocarburi aromatici e clorurati, ai combustibili ad elevato contenuto aromatico, ai solventi polari, ai fluidi per freni a base di glicole e ai fluidi idraulici HDF non-infiammabili. Inoltre, mostra scarsa resistenza all'ozono, all'esposizione, all'azione degli agenti atmosferici e all'invecchiamento ma, nella maggior parte delle applicazioni, questo non ha effetti negativi.
	90 ShA	Da -25 a +100 per brevi termini fino +120	
HNBR (Elastomero Nitrilico Idrogenato)	70 ShA	Da -30 a +150 per brevi termini fino +175	L'HNBR si ottiene mediante idrogenazione parziale o totale dell'NBR. Questo comporta un notevole miglioramento della resistenza al calore, all'ozono e all'invecchiamento, con conseguenti ottime caratteristiche meccaniche. La resistenza ai fluidi è paragonabile a quella dell'NBR.
FPM (Elastomero Fluorurato)	75 ShA	Da -25 a +200 per brevi termini fino +250	Eccellente resistenza ai grassi e agli oli minerali, agli idrocarburi alifatici, aromatici e clorurati, ai combustibili, ai fluidi idraulici non-infiammabili HDF, e a molti solventi organici e chimici. Altri vantaggi sono la sua estrema resistenza all'invecchiamento e all'ozono, l'esigua permeabilità ai gas (ottima per applicazioni sotto vuoto) e l'autoestinguenza. In generale, l'FPM non è resistente all'acqua calda, al vapore, ai solventi polari, ai liquidi per freni a base di glicole e agli acidi organici a basso contenuto molecolare.
FFPM (Perfluoroelastomero)	80/90 ShA	Da -30 a +315 per brevi termini fino +350	La resistenza al calore e agli agenti chimici degli elastomeri perfluorurati è analoga a quella del PTFE. Essi uniscono le caratteristiche positive del PTFE al comportamento elastico dell'FPM. Poiché questo gruppo di materiali è notevolmente più costoso, gli elastomeri perfluorurati vengono utilizzati solo se gli altri materiali non sono in grado di soddisfare le specifiche tecniche e se i requisiti di sicurezza giustificano una spesa maggiore.
TFE/P (Copolimero tetrafluoretilene-propilene)	78/90 ShA	Da -5 a +260	È particolarmente adatto per utilizzo in acqua calda, vapore, acidi, soluzioni alcaline, ammoniacale, ammine, oli per trasmissioni, liquidi per freni (a base di glicole, olio minerale e olio siliconico), petrolio greggio, gas naturale acido.
EPDM (Elastomero Etilene propilene diene)	70 ShA	Da -40 a +160 per brevi termini fino +180	Ottima resistenza all'acqua calda e al vapore, ai detergenti, alle soluzioni, all'idrossido di potassio, ai grassi ed oli siliconici, a molti solventi polari, agli acidi diluiti. Per i liquidi per freni a base di glicole, si consiglia l'uso di qualità speciali. I materiali EPDM non sono assolutamente adatti per utilizzo con tutti i prodotti a base di oli minerali (lubrificanti, combustibili).
VMQ (Elastomero Siliconico)	70 ShA	Da -55 a +200 per brevi termini fino +250	Eccellente resistenza all'ozono, all'esposizione agli agenti atmosferici e all'invecchiamento. In paragone con altri elastomeri, le proprietà meccaniche del silicone sono inferiori. In generale, i materiali siliconici sono fisiologicamente innocui per cui vengono impiegati anche dalle industrie alimentari e biomedicali. Resistente all'acqua (sino a 100°C), agli oli alifatici per trasmissioni, e agli oli e grassi animali e vegetali. In genere, il silicone non è resistente ai combustibili, agli oli minerali aromatici, al vapore (per brevi periodi sino a 120°C), agli oli e grassi siliconici, agli acidi e agli alcali.
FVMQ (Elastomero Fluorosiliconico)	70 ShA	Da -60 a +180 per brevi termini fino +200	Benchè gli elastomeri fluorosiliconici abbiano le stesse caratteristiche meccaniche del silicone, sono molto più resistenti agli oli e ai carburanti. La gamma di temperature di applicazione è più limitata di quella del silicone.

Tipo mescoloe	Durezza Shore A Toll. ±5 ShA	Temperature °C	Caratteristiche
CR (Elastomero Clorobutadiene)	70 ShA	Da -45°C a +100°C per brevi termini fino +130°C	Gli elastomeri che vengono realizzati con questa mescola si distinguono per la resistenza chimica, la buona resistenza all'invecchiamento, agli agenti atmosferici, all'aggressione dell'ozono, e per i buoni valori antifiama
AU (Poliuretano)	90 ShA	Da -30°C a +80°C Tipi resistenti a carichi elevati oltre +100 °C	Il poliuretano, entro certi limiti di temperatura, presenta le tipiche proprietà elastiche della gomma ed ha le seguenti caratteristiche: elevata rigidità meccanica, buona resistenza all'usura, buona flessibilità, ottima resistenza all'ozono e all'ossidazione, buona resistenza in oli e grassi minerali, miscela acqua olio e idrocarburi alifatici. Non è resistente ai solventi polari, idrocarburi clorurati, sostanze aromatiche, fluidi per freni a base glicoletere, acidi e alcali.
PTFE (Politetrafluoretilene)	60 ShD	Da -200°C a +260 °C	Il PTFE è un polimero termoplastico e questo materiale non elastico, si distingue per una serie di proprietà eccezionali: ha un coefficiente di attrito molto basso, ed è assolutamente autolubrificante, ha eccezionali proprietà elettriche e dielettriche, e la resistenza chimica è superiore a quella di tutti gli elastomeri ed altri materiali termoplastici.

omologazioni e approvazioni

Gli O-Ring che hanno delle funzioni di tenuta per applicazioni esposte e critiche, come, per esempio, a contatto con generi alimentari, medicinali, acqua potabile, o per la tenuta di apparecchiature per gas, vengono eseguiti sempre più frequentemente con materiali omologati od approvati. L'approvazione del materiale viene emessa da laboratori riconosciuti,

associazioni tecnico-scientifiche autorizzate ed enti statali. I nostri produttori hanno fatto omologare diverse miscele dalle autorità competenti e sono in possesso delle corrispondenti approvazioni.

Elenco di alcune approvazioni di materiale:

Elenco di alcune approvazioni di materiale:

Approvazione	Paese	Applicazione	Norma
DVGW Deutscher Verein des Gas und Wasserfaches e.V.	D	Gas	DIN EN 549 (DIN 3535 T1+2) DIN 3535 T3
KTW (DVGW)	D	Acqua potabile	Direttive KTW
BAM Bundesanstalt für Materialforschung und -prüfung	D	Ossigeno	Direttive BAM
BGA Bundesgesundheitsamt	D	Alimentare	Direttive BGA
Secondo Norma EN 681-1	EU	Fornitura e distribuzione acqua	EN 681-1
WRC Water Research Council	GB	Acqua potabile	BS 6920
FDA Food and Drug Administration	USA	Alimentare	Titolo 21 art. 177.2600
NSF National Sanitary Foundation	USA	Acqua potabile	Norma 61
UL Underwriter Laboratories	USA	Protezione antincendio	UL 94
KIWA	NL	Acqua potabile	BRL 2013
ACS	F	Acqua potabile	AFNOR XP 41-210/1/1/3

Data la varietà e il numero di approvazioni in continua evoluzione, abbiamo deciso di non elencarle separatamente, per cui Vi preghiamo di chiederci informazioni specifiche al riguardo.

Se non saremo in possesso dell'approvazione che richiedete, Vi confermeremo quanto prima se è possibile richiederla.

trattamenti superficiale di O-Ring in elastomero

Gli O-Ring possono essere sottoposti ad un trattamento superficiale speciale per migliorarne la superficie, impedire l'incollamento e ridurre il coefficiente d'attrito. Tuttavia, per la maggior parte dei casi d'applicazione la superficie è sufficientemente fine e pulita dopo il normale procedimento di sbavatura.

L'attrito che si verifica in certe applicazioni e durante il montaggio degli O-Ring (specialmente in caso di alimentazione automatica) può rivelarsi sfavorevole. Per facilitare l'installazione e aumentare la vita utile, è possibile ridurre l'attrito eseguendo diversi trattamenti antiattrito.

Trattamento antiattrito a breve termine, per agevolare l'installazione, trattando la superficie con:

- olio al silicone
- grafite
- bisolfuro di molibdeno (MoS₂)
- talco in polvere

Trattamento antiattrito a lungo termine che si ottiene mediante:

- alogenazione (fluorurazione)
- rivestimento in PTFE
- applicazione di lubrificanti secchi sulla superficie.

La riduzione a lungo termine dell'attrito si ottiene incorporando nella miscela un additivo ad intensificazione di scorrimento, come il bisolfuro di molibdeno (MoS₂) o il PTFE.

Siamo a disposizione per consigliare il procedimento più adatto.

considerazioni generali sedi O-ring

Al fine di ottenere la migliore tenuta possibile, l'O-Ring scelto dovrà avere la sezione trasversale della massima dimensione possibile. La durezza del materiale da utilizzare per l'O-Ring dipende dalle pressioni, dalle ampiezze del gioco (tolleranze), dal tipo di tenuta (statica, dinamica), e dalla

qualità delle superfici degli elementi da sigillare. Per applicazioni standard, si consiglia una durezza di 70 Shore A. Per applicazioni con pressioni pulsanti, e specialmente per quelle ad alta pressione, si consigliano materiali di durezza sino a 90 Shore A.

Deformazione

L'effetto di tenuta dell'O-Ring viene dato dalla deformazione assiale o radiale all'interno della sede di installazione. In una applicazione statica, la deformazione media deve essere del 15 - 30% in relazione alla sezione

trasversale, in una applicazione dinamica / idraulica del 10 - 18% e in una applicazione dinamica / pneumatica del 4 - 12%.

Stiramento e compressione

In fase di installazione gli O-Ring possono essere stirati o compressi entro determinati limiti, senza che questo pregiudichi la funzione di tenuta. L'O-Ring installato non dovrebbe essere stirato oltre il 6% (in relazione al diametro interno), perché questo potrebbe portare ad una riduzione della sezione trasversale non accettabile: un aumento del diametro interno dell'1% porta ad una riduzione dello 0,5% della sezione trasversale.

La compressione dell'O-Ring non dovrebbe essere superiore al 3%, poiché altrimenti potrebbe distorcersi nella sede.

Le seguenti formule permettono di calcolare in modo semplice lo stiramento e la compressione dell'O-Ring:

$$\text{Stiramento} = \frac{(d3-d1)}{d1} \times 100\% \quad \text{Compressione} = \frac{(da-d6)}{da} \times 100\%$$

$$\text{Stiramento} = x100\%$$

$$\text{Compressione} = x100\%$$

$$da = (d1 + 2 \times d2)$$

d1 = Diametro interno dell'O-Ring

d2 = Diametro della sezione trasversale dell'O-Ring

d3 = diametro interno della sede

d6 = diametro esterno della sede

Riempimento della sede

La sezione rettangolare della sede (ad eccezione dell'applicazione per tenuta vuoto) deve essere maggiore del 25% circa della sezione trasversale dell'O-Ring. Questo significa che l'O-Ring ha abbastanza spazio per un eventuale aumento di volume se viene in contatto con un fluido aggressivo. Inoltre, la pressione del fluido può agire su un'ampia parte della superficie dell'O-Ring per aumentare la pressione di contatto richiesta per ottenere l'effetto di tenuta. Il livello di riempimento della sede deve essere compreso fra il 70% e l'85%, ed è facilmente calcolabile con la seguente formula:

$$\text{Livello di Riempimento della sede} = \frac{A_{\text{Oring}}}{A_{\text{sede}}} \times 100\%$$

$$\text{Livello di riempimento della sede} = x100\%$$

$$A_{\text{Oring}} = d2^2 \times \frac{\pi}{4}$$

$$A_{\text{sede}} = t \times b$$

istruzioni per la progettazione delle sedi

Gli O-Ring vengono usati per applicazioni statiche o dinamiche. Nel tipo di tenuta statico, l'O-Ring può essere impiegato come tenuta assiale, per flange o coperchi, o come tenuta radiale, per aste o pistoni. Nel tipo di tenuta dinamica, l'O-Ring viene utilizzato come tenuta radiale, per aste o

pistoni, per lo più per parti in movimento alternativo. In casi eccezionali, l'O-Ring può essere usato per movimenti di brandeggio, ma questo solo tenendo conto di speciali precauzioni di montaggio.

tenuta statica

Nell'impiego statico, la compressione dell'O-Ring è superiore a quella nell'impiego dinamico. Alla superficie di tenuta vengono poste anche altre esigenze. Ossia, possono essere accettate delle rugosità superficiali di lavorazione più grandi. In generale, si dovrebbe scegliere la sezione di

tenuta più grande possibile. I diametri di corda più grandi sono sottoposti ad una compressione maggiore ed hanno degli scostamenti di tolleranza percentualmente più piccoli.

Tenuta statica assiale

La sede si trova nella flangia o nel coperchio. La direzione della pressione è decisiva per la determinazione delle dimensioni della sede, perché, all'applicazione della pressione, l'O-Ring compie un movimento relativo e si sposta nella sede. È così vantaggioso prevedere un appoggio dalla parte

opposta alla pressione. Con pressione all'interno è conveniente se l'O-Ring è leggermente ricalcato al diametro esterno. È ideale una ricalatura dall'1 al 3 %; questo da luogo anche ad un migliore fissaggio dell'O-Ring durante il montaggio.

Tenuta statica radiale

La sede si trova nell'albero o nel pistone (tenuta per cilindro) o nella parete del cilindro (tenuta per asta). Con tenuta per cilindro ed asta statica,

gli O-Ring vengono compressi radialmente e sono sottoposti alla stessa compressione percentuale come per la tenuta a flangia assiale.

Finitura superficiale

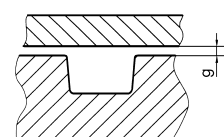
La finitura della superficie deve essere progettata per l'applicazione specifica. Per applicazioni dinamiche, la superficie deve essere più liscia che per una applicazione di tipo statico; lo stesso è valido anche per pressioni pulsanti. Evitare la formazione di segni, fori e graffiature sulla superficie. I valori di rugosità sono classificati secondo la norma DIN 4768 con vari parametri. In molti casi, per classificare la qualità della superficie non è sufficiente stabilire semplicemente il valore di rugosità Ra, per cui vengono riportate anche la rugosità media Rz, la rugosità massima Rmax.

Rugosità per tenuta Statica Radiale/Assiale

Superficie	Pressione	Ra μm	Rz μm	Rmax μm
Superficie di tenuta a	Non pulsante	≤ 1.6	≤ 6.3	≤ 10
Base della sede b		≤ 3.2	≤ 10	≤ 12.5
Fianchi della sede c		≤ 6.3	≤ 12.5	≤ 16
Superficie di tenuta a	Pulsante	≤ 0.8	≤ 1.6	≤ 3.2
Base della sede b		≤ 1.6	≤ 3.2	≤ 6.3
Fianchi della sede c		≤ 3.2	≤ 6.3	≤ 10

Valori massimi ammessi per gioco radiale g mm

I valori di gioco ammessi sono determinati dalla pressione, dalla durezza del materiale e dal diametro.

	Pressione bar	70 ShA	80 ShA	90 ShA
	≤ 30	0.2	0.25	0.3
	$> 30\div 60$	0.1	0.17	0.2
	$> 60\div 80$	0.05	0.1	0.15
	$> 80\div 100$	-	-	0.1

Le dimensioni di gioco riportate in tabella sono valide per tutti gli elastomeri, ad eccezione del silicone. Sono consigliati anelli antiestrusione per dimensioni di gioco maggiori.

tenuta dinamica

Con impiego dinamico, la compressione dell'O-Ring è minore che con impiego statico. Le superfici di tenuta devono avere una finitura migliore, per tenere entro limiti ragionevoli la resistenza d'attrito e l'usura. Come regola generale, si dovrebbe scegliere la sezione di tenuta più grande possibile.

Questo per ragioni di compressione e di tolleranze: i diametri di corda più grandi sono sottoposti ad una compressione maggiore ed hanno degli scostamenti di tolleranza percentualmente più piccoli.

Tenuta dinamica idraulica

Le dimensioni di sede contenute nelle tabelle, sono valide per applicazioni idrauliche dinamiche per O-Ring con una durezza di 70 Shore A. Materiali più teneri non sono adatti per applicazioni dinamiche.

Impiegando O-Ring con una durezza di 90 Shore A, si deve tenere conto di una forza di compressione e con un attrito leggermente superiori. In questo caso, la compressione percentuale può venire leggermente ridotta.

Tenuta dinamica, pneumatica

Nella pneumatica, la compressione degli O-Ring si adegua fortemente ai parametri d'impiego. Gli influssi dei mezzi (aria esente da olio, con olio), la velocità di scorrimento (veloce, lento), la lunghezza della corsa (breve, lunga) ed il servizio (gravoso, leggero) hanno grandi influenze sull'inserzione dell'O-Ring e con questo sulla tenuta e sulla durata di vita. Si può in generale dire che la compressione dell'O-Ring può essere compresa tra il 4% ed il 14%.

Finitura superficiale

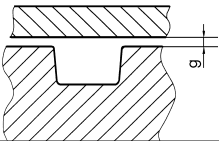
La finitura della superficie deve essere progettata per l'applicazione specifica. Per applicazioni dinamiche, la superficie deve essere più liscia che per una applicazione di tipo statico; lo stesso è valido anche per pressioni pulsanti. Evitare la formazione di segni, fori e graffiature sulla superficie. I valori di rugosità sono classificati secondo la norma DIN 4768 con vari parametri. In molti casi, per classificare la qualità della superficie non è sufficiente stabilire semplicemente il valore di rugosità Ra, per cui vengono riportate anche la rugosità media Rz, la rugosità massima Rmax.

Rugosità per tenuta Dinamica Radiale/Assiale

Superficie	Ra μm	Rz μm	Rmax μm
Superficie di tenuta a	≤ 0.4	≤ 1.2	≤ 1.6
Base della sede b	≤ 1.6	≤ 3.2	≤ 6.3
Fianchi della sede c	≤ 3.2	≤ 6.3	≤ 10

Valori massimi ammessi per gioco radiale g mm

I valori di gioco ammessi sono determinati dalla pressione, dalla durezza del materiale e dal diametro.

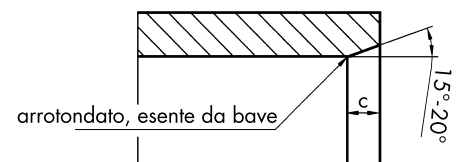
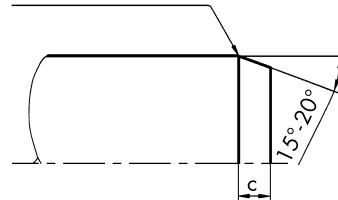
	Pressione bar	70 ShA	80 ShA	90 ShA
	≤ 60	0.2	0.25	0.3
	$> 60 \div 100$	0.1	0.2	0.25
	$> 100 \div 160$	0.05	0.1	0.2
	$> 160 \div 250$	-	0.05	0.1
	$> 250 \div 350$	-	-	0.05

Le dimensioni di gioco riportate in tabella sono valide per tutti gli elastomeri, ad eccezione del silicone. Sono consigliati anelli antiestrusione per dimensioni di gioco maggiori.

Smussi di invito

Gli smussi di invito si devono utilizzare per impedire che l'O-Ring venga danneggiato e per garantire una installazione corretta. Gli angoli fra gli smussi di invito ed il piano devono essere compresi fra 15° e 20° .

arrotondato, esente da bave

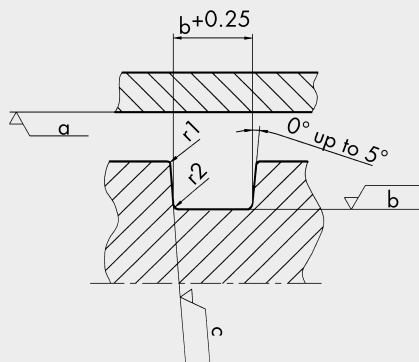


Criteri di progettazione

Tutti i bordi e i punti di raccordo che vengono in contatto con l'O-Ring devono essere esenti da sbavature, arrotondati e se necessario lucidati. Il punto di raccordo fra il fianco della sede e la sua base r2, ed il punto

di raccordo fra il fianco della sede e la superficie del pezzo r1 deve essere leggermente arrotondato.

I raggi relativi alla sezione sono indicati nella seguente tabella:



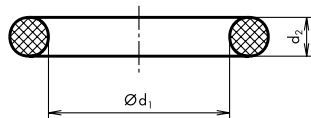
\varnothing Corda	r1	r2
1÷2	0.1	0.3
2÷3	0.2	0.3
3÷4	0.2	0.5
4÷5	0.2	0.6
5÷6	0.2	0.6
6÷8	0.2	0.8
8÷10	0.2	1
10÷12	0.2	1
12÷15	0.2	1.2

tolleranze di produzione O-ring

Gli O-Ring vengono prodotti come pezzi formati di gomma con tolleranze dimensionali molto strette. Le tolleranze ammesse sono specificate nella norma DIN 3771, rispettivamente ISO 3601/1. Di regola, le dimensioni sono inferiori ai valori prescritti. I valori contenuti nella tabelle seguenti sono per O-Ring in NBR con una durezza di 70 Shore A. Con materiali di altre basi, specialmente FPM, MVQ, EPDM e FFKM, possono presentarsi degli scostamenti rispetto ai valori delle tabelle a causa del differente comportamento di ritiro. Gli scostamenti sono però normalmente così minimi, che non hanno nessun influsso sul funzionamento di tenuta dell'O-Ring.

Tolleranza Corda d2

Diametro Corda d2 in mm	Tolleranza max. in mm
≤ 1.8	± 0.08
≤ 2.65	± 0.09
≤ 3.55	± 0.1
≤ 5.3	± 0.13
≤ 7	± 0.15
≤ 8	± 0.16
≤ 10	± 0.18



Tolleranza Diametro Interno d1

Diametro Corda d2 in mm	Tolleranza max. in mm
≤ 2.5	± 0.13
4.5	± 0.14
6.3	± 0.15
8.5	± 0.16
10.0	± 0.17
11.2	± 0.18
14	± 0.19
16	± 0.2
18	± 0.21
20	± 0.22
21.2	± 0.23
23.6	± 0.24
25	± 0.25
26.5	± 0.26
28	± 0.28
30	± 0.29
31.5	± 0.31
33.5	± 0.32
34.5	± 0.33
35.5	± 0.34
36.5	± 0.35
37.5	± 0.36
38.7	± 0.37
40	± 0.38
41.2	± 0.39
42.5	± 0.4
43.7	± 0.41
45	± 0.42
46.2	± 0.43
47.5	± 0.44
48.7	± 0.45

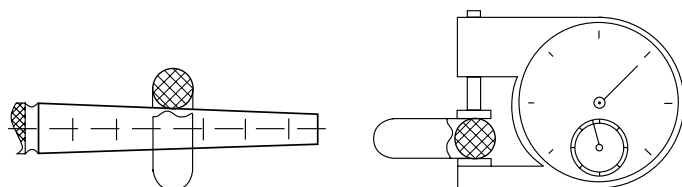
Diametro Corda d2 in mm	Tolleranza max. in mm
50	± 0.46
51.5	± 0.47
53	± 0.48
54.5	± 0.5
56	± 0.51
58	± 0.52
60	± 0.54
61.5	± 0.55
63	± 0.56
65	± 0.58
67	± 0.59
69	± 0.61
71	± 0.63
73	± 0.64
75	± 0.66
77.5	± 0.67
80	± 0.69
82.5	± 0.71
85	± 0.73
87.5	± 0.75
90	± 0.77
92.5	± 0.79
95	± 0.81
97.5	± 0.83
100	± 0.84
103	± 0.87
106	± 0.89
109	± 0.91
112	± 0.93
115	± 0.95
118	± 0.97

Diametro Corda d2 in mm	Tolleranza max. in mm
122	± 1
125	± 1.03
128	± 1.05
132	± 1.08
136	± 1.1
140	± 1.13
145	± 1.17
150	± 1.2
155	± 1.24
160	± 1.27
165	± 1.31
170	± 1.34
175	± 1.38
180	± 1.41
185	± 1.44
190	± 1.48
195	± 1.51
200	± 1.55
206	± 1.59
212	± 1.63
218	± 1.67
224	± 1.71
230	± 1.75
236	± 1.79
243	± 1.83
250	± 1.88
258	± 1.93
265	± 1.98
272	± 2.02
280	± 2.08
290	± 2.14

Diametro Corda d2 in mm	Tolleranza max. in mm
300	± 2.21
307	± 2.25
315	± 2.3
325	± 2.37
335	± 2.43
345	± 2.49
355	± 2.56
365	± 2.62
375	± 2.68
387	± 2.76
400	± 2.84
412	± 2.91
425	± 2.99
437	± 3.07
450	± 3.15
462	± 3.22
475	± 3.3
487	± 3.37
500	± 3.45
515	± 3.54
530	± 3.63
545	± 3.72
560	± 3.81
580	± 3.93
600	± 4.05
615	± 4.13
630	± 4.22
650	± 4.34
670	± 4.46
>670	± 0.7%
-	-

Metodi di misura

Il diametro interno (d1) si misura utilizzando calibri conici graduati. Per O-Ring con diametro interno superiore a 250 mm è sufficiente un nastro metrico (diametrometro). Per O-Ring di dimensioni molto piccole è opportuno adottare la misurazione di tipo ottico (meno di 1 mm di diametro interno). La sezione trasversale dell'O-Ring (d2) viene misurata mediante spessimetro dinamometrico. La forza di contatto fra le superfici di misurazione deve essere di 1 N.



definizione del grado di qualità

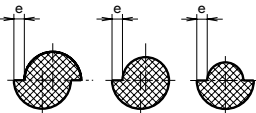
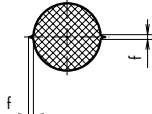
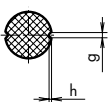
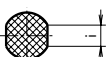
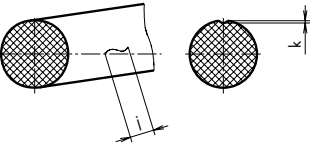
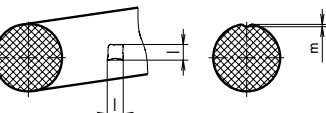
Grado N (normale):

Questo grado di qualità è adeguato ad elevate esigenze ed idoneo a tutte le applicazioni correnti (statiche e dinamiche). I nostri O-Ring a magazzino corrispondono a questo grado di qualità.

Grado S (Speciale):

Questo grado di qualità richiede un investimento di produzione e di controllo molto più grande. Di conseguenza, il costo è più elevato. Gli O-Ring in grado di qualità S non sono a magazzino e sono disponibili solo con termini di consegna più lunghi ed al di sopra di un quantitativo minimo.

Limiti massimi accettabili per le imperfezioni superficiali

Tipo di imperfezione superficiale	Grado N Ø Corda					Grado S Ø Corda					
	1.8	2.65	3.55	5.3	7	1.8	2.65	3.55	5.3	7	
Sfalsamento (disassamento e asimmetria) 	e	0.08	0.1	0.13	0.15	0.15					
Combinazione di bava, sfalsamento e giunto di separazione 	f	0.1	0.12	0.14	0.16	0.18					
Solcatura 	g	0.18	0.27	0.36	0.53	0.7					
	h	0.08	0.08	0.1	0.1	0.13					
Eccessiva rettifica 	i	Scostamenti della sezione dalla forma circolare sono ammessi se la superficie risultante è ben raccordata e se le sue dimensioni rientrano nel campo di tolleranza Corda d2.					Scostamenti della sezione dalla forma circolare sono ammessi se la superficie risultante è ben raccordata e se le sue dimensioni rientrano nel campo di tolleranza Corda d2.				
Tracce di scorrimento 	i	0.05 x d1 o il valore maggiore è determinante					0.03 x d1 o il valore maggiore è determinante				
	k	1.5	1.5	6.5	6.5	6.5	0.05 (non sono ammesse tracce di scorrimento disposte radialmente)				
Mancanza di materiale ed intaccatura (inclusi i giunti di separazione) 	l	0.6	0.8	1	1.3	1.7					
	m	0.08	0.08	0.1	0.1	0.13					
Corpi Estranei	Non Ammessi					Non Ammessi					

magazzinaggio di parti in elastometro

Le direttive per il magazzinaggio di prodotti in elastomeri sono normalizzate secondo DIN 7716 ed ISO 2230. Queste direttive valgono per tutti gli elastomeri in gomma naturale o sintetica. La durata di vita può essere sensibilmente accorciata da molti influssi (ossigeno, ozono, calore, umidità, solventi, ecc.) e dipende quindi anche dal magazzinaggio adeguato. Gli elastomeri immagazzinati correttamente mantengono le loro proprietà quasi invariate durante un lungo periodo (alcuni anni).

È essenziale che le guarnizioni siano immagazzinate in modo da non essere esposte a sollecitazioni esterne, senza tensione, compressione o deformazione. Le guarnizioni in elastomero devono essere protette da circolazione d'aria di qualsiasi genere per cui si raccomanda di tenerle nel

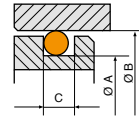
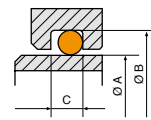
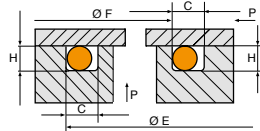
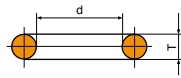
loro imballaggio originale (ad es. sacchetti di polietilene), o in contenitori ermetici.

Il locale destinato al deposito deve essere fresco, asciutto, esente da polvere e moderatamente ventilato in condizioni di temperatura costante, non inferiore a -10°C e non superiore a +20°C. I radiatori eventualmente presenti nei locali di magazzinaggio devono essere coperti e tenuti ad 1 metro di distanza dai materiali ivi depositati. L'umidità relativa non dovrebbe essere superiore al 65%. Evitare l'esposizione a forti sorgenti luminose come i raggi UV e alla luce diretta del sole. Non installare apparecchiature elettriche per produzione di ozono nei locali di deposito degli elastomeri.

**SEDI PER O-RING
TENUTA STATICA**

tenuta statica

British Standard BS 1806 / American Standard AS 568 A



tenuta statica

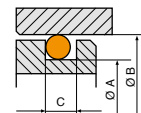
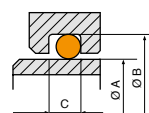
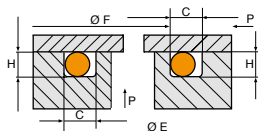
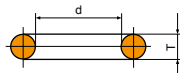
N° Rif.	Cod. AS/BS	d	T	Pressione Interna		Pressione Esterna		Tenuta Stelo			Tenuta Pistone		
				E H11	C ±0.1	H +0.1 0	F h11	A f7	B H11	C ±0.1	B H8	A h11	C ±0.1
CORDA 1.78													
OR 2007	004	1.78	1.78	5	2.5	1.3	2	2	5.0	2.5	5	1.8	2.5
OR 2010	005	2.57	1.78	5.8	2.5	1.3	2.5	2.5	5.6	2.5	5.8	2.6	2.5
OR 2012	006	2.90	1.78	6	2.5	1.3	3	3	6.0	2.5	6	3.4	2.5
OR 2013		3.17	1.78	6.5	2.5	1.3	3.2	3.2	6.2	2.5	6.5	3.9	2.5
OR 2015	007	3.69	1.78	7	2.5	1.3	4	4	6.8	2.5	7	4.4	2.5
OR 2018	008	4.48	1.78	8	2.5	1.3	5	5	7.6	2.5	8	5.4	2.5
OR 2019		4.76	1.78	8	2.5	1.3	5	5	7.6	2.5	8	5.4	2.5
OR 2021	009	5.28	1.78	8	2.5	1.3	5.5	5.5	8.3	2.5	8	5.4	2.5
OR 2025	010	6.07	1.78	9	2.5	1.3	6	6	8.8	2.5	9	6.4	2.5
OR 2026		6.35	1.78	9.5	2.5	1.3	6.5	6.5	9.3	2.5	9.5	6.9	2.5
OR 106		6.75	1.78	10	2.5	1.3	7	7	9.8	2.5	10	7.4	2.5
OR 2031	011	7.66	1.78	11	2.5	1.3	8	8	10.6	2.5	11	8.4	2.5
OR 2032		7.94	1.78	11	2.5	1.3	8	8	10.6	2.5	11	8.4	2.5
OR 108		8.73	1.78	12	2.5	1.3	9	9	11.6	2.5	12	9.4	2.5
OR 2037	012	9.25	1.78	13	2.5	1.3	10	10	12.6	2.5	13	10.4	2.5
OR 2038		9.52	1.78	12.5	2.5	1.3	9.5	9.5	12.1	2.5	12.5	9.9	2.5
OR 2043	013	10.82	1.78	14	2.5	1.3	11	11	13.6	2.5	14	11.4	2.5
OR 114		11.11	1.78	15	2.5	1.3	11	11	13.6	2.5	15	12.4	2.5
OR 2050	014	12.42	1.78	16	2.5	1.3	13	13	15.6	2.5	16	13.4	2.5
OR 2056	015	14.00	1.78	18	2.5	1.3	14	14	16.6	2.5	18	15.4	2.5
OR 2062	016	15.60	1.78	19	2.5	1.3	16	16	18.6	2.5	19	16.4	2.5
OR 2068	017	17.17	1.78	21	2.5	1.3	17	17	19.6	2.5	21	18.4	2.5
OR 2075	018	18.77	1.78	22	2.5	1.3	19	19	21.6	2.5	22	19.4	2.5
OR 2081	019	20.35	1.78	24	2.5	1.3	21	21	23.6	2.5	24	21.4	2.5
OR 2087	020	21.95	1.78	26	2.5	1.3	22	22	24.6	2.5	26	23.4	2.5
OR 2093	021	23.52	1.78	27	2.5	1.3	24	24	26.6	2.5	27	24.4	2.5
OR 2100	022	25.12	1.78	28	2.5	1.3	25	25	27.6	2.5	28	25.4	2.5
OR 2106	023	26.70	1.78	30	2.5	1.3	27	27	29.6	2.5	30	27.4	2.5
OR 2112	024	28.30	1.78	32	2.5	1.3	28	28	30.6	2.5	32	29.4	2.5
OR 2118	025	29.87	1.78	33	2.5	1.3	30	30	32.6	2.5	33	30.4	2.5
OR 2125	026	31.47	1.78	35	2.5	1.3	32	32	34.6	2.5	35	32.4	2.5
OR 2131	027	33.05	1.78	36	2.5	1.3	33	33	35.6	2.5	36	33.4	2.5
OR 2137	028	34.65	1.78	38	2.5	1.3	35	35	37.6	2.5	38	35.4	2.5
OR 2142		36.27	1.78	40	2.5	1.3	37	37	39.6	2.5	40	37.4	2.5
OR 2150	029	37.82	1.78	41	2.5	1.3	38	38	40.6	2.5	41	38.4	2.5
OR 2155		39.45	1.78	43	2.5	1.3	40	40	42.6	2.5	43	40.4	2.5
OR 2162	030	41.00	1.78	45	2.5	1.3	41	41	43.6	2.5	45	42.4	2.5
OR 2175	031	44.17	1.78	48	2.5	1.3	44	44	46.6	2.5	48	45.4	2.5
OR 2187	032	47.35	1.78	51	2.5	1.3	48	48	50.6	2.5	51	48.4	2.5
OR 2200	033	50.52	1.78	54	2.5	1.3	51	51	53.6	2.5	54	51.4	2.5
OR 2212	034	53.70	1.78	57	2.5	1.3	54	54	56.6	2.5	57	54.4	2.5
OR 2224	035	56.87	1.78	60	2.5	1.3	57	57	59.6	2.5	60	57.4	2.5
OR 2237	036	60.05	1.78	64	2.5	1.3	60	60	62.6	2.5	64	61.4	2.5
OR 2250	037	63.22	1.78	67	2.5	1.3	64	64	66.6	2.5	67	64.4	2.5
OR 2262	038	66.40	1.78	70	2.5	1.3	67	67	69.6	2.5	70	67.4	2.5
OR 2275	039	69.57	1.78	73	2.5	1.3	70	70	72.6	2.5	73	70.4	2.5
OR 2287	040	72.75	1.78	76	2.5	1.3	73	73	75.6	2.5	76	73.4	2.5
OR 2300	041	75.92	1.78	79	2.5	1.3	76	76	78.6	2.5	79	76.4	2.5
OR 2312		79.00	1.78	82	2.5	1.3	79	79	81.6	2.5	82	79.4	2.5
OR 2325	042	82.27	1.78	85	2.5	1.3	82	82	84.6	2.5	85	82.4	2.5
OR 2337		85.34	1.78	89	2.5	1.3	86	86	88.6	2.5	89	86.4	2.5
OR 2350	043	88.62	1.78	92	2.5	1.3	89	89	91.6	2.5	92	89.4	2.5
OR 2362		91.70	1.78	95	2.5	1.3	92	92	94.6	2.5	95	92.4	2.5
OR 2375	044	94.97	1.78	98	2.5	1.3	95	95	97.6	2.5	98	95.4	2.5
OR 2387		98.05	1.78	101	2.5	1.3	98	98	100.6	2.5	101	98.4	2.5
OR 2400	045	101.32	1.78	105	2.5	1.3	102	102	104.6	2.5	105	102.4	2.5
OR 2412		104.40	1.78	108	2.5	1.3	105	105	107.6	2.5	108	105.4	2.5
OR 2425	046	107.67	1.78	111	2.5	1.3	108	108	110.6	2.5	111	108.4	2.5

◀ continua da pagina precedente

continua a pagina successiva ▶

tenuta statica

British Standard BS 1806 / American Standard AS 568 A



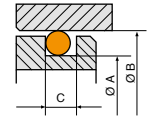
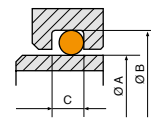
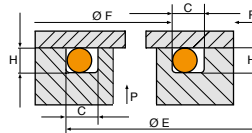
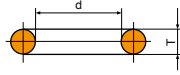
N° Rif.	Cod. AS/BS	d	T	Pressione Interna		Pressione Esterna		Tenuta Stelo			Tenuta Pistone		
				E H11	C ±0.1	H +0.1 0	F h11	A f7	B H11	C ±0.1	B H8	A h11	C ±0.1
OR 2437		110.74	1.78	114	2.5	1.3	111	111	113.6	2.5	114	111.4	2.5
OR 2450	047	114.02	1.78	117	2.5	1.3	114	114	116.6	2.5	117	114.4	2.5
OR 2462		117.10	1.78	120	2.5	1.3	117	117	119.6	2.5	120	117.4	2.5
OR 2475	048	120.37	1.78	124	2.5	1.3	121	121	123.6	2.5	124	121.4	2.5
OR 2487		123.44	1.78	127	2.5	1.3	124	124	126.6	2.5	127	124.4	2.5
OR 2500	049	126.72	1.78	130	2.5	1.3	127	127	129.6	2.5	130	127.4	2.5
OR 2512		129.40	1.78	133	2.5	1.3	130	130	132.6	2.5	133	130.4	2.5
OR 2525	050	133.07	1.78	136	2.5	1.3	133	133	135.6	2.5	136	133.4	2.5
CORDA 2.62													
OR 3005	102	1.25	2.62	6	3.5	2.05	1	1	5.5	3.5	6	1.9	3.5
OR 3008	103	2.06	2.62	7	3.5	2.05	2	2	6.5	3.5	7	2.9	3.5
OR 3011	104	2.85	2.62	8	3.5	2.05	3	3	7.5	3.5	8	3.9	3.5
OR 3014	105	3.63	2.62	8.5	3.5	2.05	3.5	3.5	8	3.5	8.5	4.4	3.5
OR 3017	106	4.42	2.62	9.5	3.5	2.05	4.5	4.5	9	3.5	9.5	5.4	3.5
OR 3021	107	5.23	2.62	10	3.5	2.05	5	5	9.5	3.5	10	5.9	3.5
OR 3024	108	6.02	2.62	11	3.5	2.05	5	5	10.5	3.5	11	6.9	3.5
OR 3030	109	7.59	2.62	13	3.5	2.05	8	8	12.5	3.5	13	8.9	3.5
OR 109		9.13	2.62	14	3.5	2.05	9	9	13.5	3.5	14	9.9	3.5
OR 3037	110	9.19	2.62	14	3.5	2.05	9	9	13.5	3.5	14	9.9	3.5
OR 112		9.92	2.62	15	3.5	2.05	10	10	14.5	3.5	15	10.9	3.5
OR 3043	111	10.78	2.62	16	3.5	2.05	11	11	15.5	3.5	16	11.9	3.5
OR 115		11.91	2.62	17	3.5	2.05	12	12	16.5	3.5	17	12.9	3.5
OR 3050	112	12.37	2.62	18	3.5	2.05	12.5	12.5	16.7	3.5	18	13.9	3.5
OR 117		13.10	2.62	18	3.5	2.05	13	13	17.4	3.5	18	13.9	3.5
OR 3056	113	13.95	2.62	19	3.5	2.05	14	14	18.4	3.5	19	14.9	3.5
OR 119		15.08	2.62	20	3.5	2.05	15	15	19.4	3.5	20	15.9	3.5
OR 3062	114	15.54	2.62	21	3.5	2.05	15.5	15.5	19.8	3.5	21	16.9	3.5
OR 121		15.88	2.62	21	3.5	2.05	16	16	20.1	3.5	21	16.9	3.5
OR 3068	115	17.13	2.62	22	3.5	2.05	17	17	21.1	3.5	22	17.9	3.5
OR 123		17.86	2.62	23	3.5	2.05	18	18	22.1	3.5	23	18.9	3.5
OR 3075	116	18.72	2.62	24	3.5	2.05	19	19	23.1	3.5	24	19.9	3.5
OR 3078		20.00	2.62	25	3.5	2.05	20	20	24.1	3.5	25	20.9	3.5
OR 3081	117	20.24	2.62	25	3.5	2.05	20	20	24.1	3.5	25	20.9	3.5
OR 128		20.63	2.62	26	3.5	2.05	21	21	25.1	3.5	26	21.9	3.5
OR 3087	118	21.89	2.62	27	3.5	2.05	22	22	26.1	3.5	27	22.9	3.5
OR 130		22.22	2.62	27	3.5	2.05	23	23	27.1	3.5	27	22.9	3.5
OR 3093	119	23.47	2.62	29	3.5	2.05	24	24	28.1	3.5	29	24.9	3.5
OR 132		23.81	2.62	29	3.5	2.05	24	24	28.1	3.5	29	24.9	3.5
OR 3100	120	25.07	2.62	30	3.5	2.05	25	25	29.1	3.5	30	25.9	3.5
OR 3106	121	26.65	2.62	32	3.5	2.05	27	27	31.1	3.5	32	27.9	3.5
OR 3112	122	28.25	2.62	33	3.5	2.05	28	28	32.1	3.5	33	28.9	3.5
OR 3118	123	29.82	2.62	35	3.5	2.05	30	30	34.1	3.5	35	30.9	3.5
OR 3125	124	31.42	2.62	37	3.5	2.05	32	32	36.1	3.5	37	32.9	3.5
OR 3131	125	32.99	2.62	38	3.5	2.05	33	33	37.1	3.5	38	33.9	3.5
OR 3137	126	34.60	2.62	40	3.5	2.05	35	35	39.1	3.5	40	35.9	3.5
OR 3143	127	36.14	2.62	41	3.5	2.05	36	36	40.1	3.5	41	36.9	3.5
OR 3150	128	37.77	2.62	43	3.5	2.05	38	38	42.1	3.5	43	38.9	3.5
OR 3156	129	39.34	2.62	45	3.5	2.05	40	40	44.1	3.5	45	40.9	3.5
OR 3162	130	40.95	2.62	46	3.5	2.05	41	41	45.1	3.5	46	41.9	3.5
OR 3168	131	42.52	2.62	48	3.5	2.05	43	43	47.1	3.5	48	43.9	3.5
OR 3175	132	44.12	2.62	49	3.5	2.05	44	44	48.1	3.5	49	44.9	3.5
OR 3181	133	45.69	2.62	51	3.5	2.05	46	46	50.1	3.5	51	46.9	3.5
OR 3187	134	47.30	2.62	53	3.5	2.05	48	48	52.1	3.5	53	48.9	3.5
OR 3193	135	48.89	2.62	54	3.5	2.05	49	49	53.1	3.5	54	49.9	3.5
OR 3200	136	50.47	2.62	56	3.5	2.05	51	51	55.1	3.5	56	51.9	3.5
OR 3206	137	52.07	2.62	57	3.5	2.05	52	52	56.1	3.5	57	52.9	3.5
OR 3212	138	53.65	2.62	59	3.5	2.05	54	54	58.1	3.5	59	54.9	3.5
OR 3218	139	55.25	2.62	61	3.5	2.05	55	55	59.1	3.5	61	56.9	3.5
OR 3225	140	56.82	2.62	62	3.5	2.05	57	57	61.1	3.5	62	57.9	3.5

◀ continua da pagina precedente

continua a pagina successiva ▶

tenuta statica

British Standard BS 1806 / American Standard AS 568 A



tenuta statica

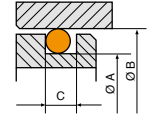
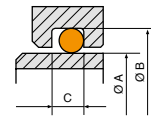
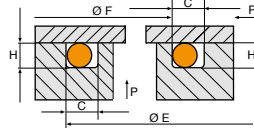
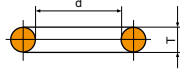
N° Rif.	Cod. AS/BS	d	T	Pressione Interna		Pressione Esterna		Tenuta Stelo			Tenuta Pistone		
				E H11	C ±0.2	H +0.1 0	F h11	A f7	B H11	C ±0.2	B H8	A h11	C ±0.2
OR 3231	141	58.42	2.62	64	3.5	2.05	59	59	63.1	3.5	64	59.9	3.5
OR 3237	142	60.00	2.62	65	3.5	2.05	60	60	64.1	3.5	65	60.9	3.5
OR 3243	143	61.60	2.62	67	3.5	2.05	62	62	66.1	3.5	67	62.9	3.5
OR 3250	144	63.17	2.62	68	3.5	2.05	63	63	67.1	3.5	68	63.9	3.5
OR 3256	145	64.77	2.62	70	3.5	2.05	65	65	69.1	3.5	70	65.9	3.5
OR 3262	146	66.35	2.62	72	3.5	2.05	67	67	71.1	3.5	72	67.9	3.5
OR 3268	147	67.95	2.62	73	3.5	2.05	68	68	72.1	3.5	73	68.9	3.5
OR 3275	148	69.52	2.62	75	3.5	2.05	70	70	74.1	3.5	75	70.9	3.5
OR 3281	149	71.12	2.62	76	3.5	2.05	71	71	75.1	3.5	76	71.9	3.5
OR 3287	150	72.69	2.62	78	3.5	2.05	73	73	77.1	3.5	78	73.9	3.5
OR 3293		74.30	2.62	79	3.5	2.05	75	75	79.1	3.5	79	74.9	3.5
OR 3300	151	75.87	2.62	81	3.5	2.05	76	76	80.1	3.5	81	76.9	3.5
OR 3305		77.50	2.62	83	3.5	2.05	78	78	82.1	3.5	83	78.9	3.5
OR 3318		80.60	2.62	86	3.5	2.05	81	81	85.1	3.5	86	81.9	3.5
OR 3325	152	82.22	2.62	87	3.5	2.05	83	83	87.1	3.5	87	82.9	3.5
OR 3330		83.60	2.62	89	3.5	2.05	84	84	88.1	3.5	89	84.9	3.5
OR 3350	153	88.57	2.62	94	3.5	2.05	89	89	93.1	3.5	94	89.9	3.5
OR 3375	154	94.92	2.62	100	3.5	2.05	95	95	99.1	3.5	100	95.9	3.5
OR 3400	155	101.27	2.62	106	3.5	2.05	101	101	105.1	3.5	106	101.9	3.5
OR 3425	156	107.62	2.62	113	3.5	2.05	108	108	112.1	3.5	113	108.9	3.5
OR 3450	157	113.97	2.62	119	3.5	2.05	114	114	118.1	3.5	119	114.9	3.5
OR 3475	158	120.32	2.62	125	3.5	2.05	121	121	125.1	3.5	125	120.9	3.5
OR 3500	159	126.67	2.62	132	3.5	2.05	127	127	131.1	3.5	132	127.9	3.5
OR 3525	160	133.02	2.62	138	3.5	2.05	133	133	137.1	3.5	138	133.9	3.5
OR 3550	161	139.37	2.62	144	3.5	2.05	140	140	144.1	3.5	144	139.9	3.5
OR 3575	162	145.72	2.62	151	3.5	2.05	146	146	150.1	3.5	151	146.9	3.5
OR 3600	163	152.07	2.62	157	3.5	2.05	152	152	156.1	3.5	157	152.9	3.5
OR 3625	164	158.42	2.62	164	3.5	2.05	159	159	163.1	3.5	164	159.9	3.5
OR 3650	165	164.77	2.62	170	3.5	2.05	165	165	169.1	3.5	170	165.9	3.5
OR 3675	166	171.12	2.62	176	3.5	2.05	171	171	175.1	3.5	176	171.9	3.5
OR 3700	167	177.47	2.62	183	3.5	2.05	178	178	182.1	3.5	183	178.9	3.5
OR 3725	168	183.62	2.62	189	3.5	2.05	184	184	188.1	3.5	189	184.9	3.5
OR 3750	169	190.17	2.62	195	3.5	2.05	190	190	194.1	3.5	195	190.9	3.5
OR 3775	170	196.52	2.62	202	3.5	2.05	197	197	201.1	3.5	202	197.9	3.5
OR 3800	171	202.87	2.62	208	3.5	2.05	203	203	207.1	3.5	208	203.9	3.5
OR 3825	172	209.22	2.62	214	3.5	2.05	209	209	213.1	3.5	214	209.9	3.5
OR 3850	173	215.57	2.62	221	3.5	2.05	216	216	220.1	3.5	221	216.9	3.5
OR 3875	174	221.92	2.62	227	3.5	2.05	222	222	226.1	3.5	227	222.9	3.5
OR 3900	175	228.27	2.62	234	3.5	2.05	228	228	232.1	3.5	234	229.9	3.5
OR 3925	176	234.62	2.62	239	3.5	2.05	235	235	239.1	3.5	239	234.9	3.5
OR 3950	177	240.97	2.62	246	3.5	2.05	241	241	245.1	3.5	246	241.9	3.5
OR 3975	178	247.32	2.62	253	3.5	2.05	247	247	251.1	3.5	253	248.9	3.5
OR 3101		257.67	2.62	263	3.5	2.05	257	257	261.1	3.5	263	258.9	3.5
CORDA 3.53					C ±0.2					C ±0.2			C ±0.2
OR 4017	201	4.34	3.53	11.5	4.5	2.9	4.5	4.5	10.3	4.5	11.5	5.7	4.5
OR 4023	202	5.94	3.53	13	4.5	2.9	6	6	11.8	4.5	13	7.2	4.5
OR 4028	203	7.52	3.53	14.5	4.5	2.9	7.5	7.5	13.3	4.5	14.5	8.7	4.5
OR 4036	204	9.12	3.53	16	4.5	2.9	9	9	14.8	4.5	16	10.2	4.5
OR 4042	205	10.69	3.53	18	4.5	2.9	11	11	16.8	4.5	18	12.2	4.5
OR 4050	206	12.29	3.53	19	4.5	2.9	12	12	17.8	4.5	19	13.2	4.5
OR 4055	207	13.87	3.53	21	4.5	2.9	14	14	19.8	4.5	21	15.2	4.5
OR 4061	208	15.47	3.53	23	4.5	2.9	15	15	20.8	4.5	23	17.2	4.5
OR 4067	209	17.04	3.53	24	4.5	2.9	17	17	22.8	4.5	24	18.2	4.5
OR 4075	210	18.64	3.53	26	4.5	2.9	19	19	24.8	4.5	26	20.2	4.5
OR 4081	211	20.22	3.53	28	4.5	2.9	20	20	25.8	4.5	28	22.2	4.5
OR 4087	212	21.82	3.53	29	4.5	2.9	22	22	27.8	4.5	29	23.2	4.5
OR 4093	213	23.40	3.53	30	4.5	2.9	23	23	28.8	4.5	30	24.2	4.5
OR 4100	214	24.99	3.53	32	4.5	2.9	25	25	30.8	4.5	32	26.2	4.5

◀ continua da pagina precedente

continua a pagina successiva ▶

tenuta statica

British Standard BS 1806 / American Standard AS 568 A



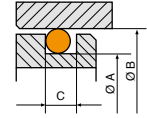
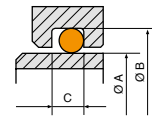
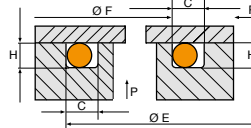
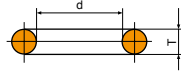
N° Rif.	Cod. AS/BS	d	T	Pressione Interna		Pressione Esterna		Tenuta Stelo			Tenuta Pistone		
				E H11	C ±0.2	H +0.2 0	F h11	A f7	B H11	C ±0.2	B H8	A h11	C ±0.2
OR 134		25.80	3.53	33	4.5	2.9	26	26	31.8	4.5	33	27.2	4.5
OR 4106	215	26.58	3.53	34	4.5	2.9	27	27	32.8	4.5	34	28.2	4.5
OR 4112	216	28.17	3.53	35	4.5	2.9	28	28	33.8	4.5	35	29.2	4.5
OR 4118	217	29.75	3.53	37	4.5	2.9	30	30	35.8	4.5	37	31.2	4.5
OR 4125	218	31.34	3.53	38	4.5	2.9	31	31	36.8	4.5	38	32.2	4.5
OR 4131	219	32.93	3.53	40	4.5	2.9	33	33	38.8	4.5	40	34.2	4.5
OR 4137	220	34.52	3.53	42	4.5	2.9	35	35	40.8	4.5	42	36.2	4.5
OR 4143	221	36.10	3.53	43	4.5	2.9	36	36	41.8	4.5	43	37.2	4.5
OR 4150	222	37.69	3.53	45	4.5	2.9	38	38	43.8	4.5	45	39.2	4.5
OR 144		39.69	3.53	46	4.5	2.9	40	40	45.8	4.5	46	40.2	4.5
OR 4162	223	40.86	3.53	48	4.5	2.9	42	42	47.8	4.5	48	42.2	4.5
OR 146		41.28	3.53	48	4.5	2.9	42	42	47.8	4.5	48	42.2	4.5
OR 147		42.86	3.53	50	4.5	2.9	43	43	48.8	4.5	50	44.2	4.5
OR 4175	224	44.04	3.53	51	4.5	2.9	45	45	50.8	4.5	51	45.2	4.5
OR 149		44.45	3.53	51	4.5	2.9	45	45	50.8	4.5	51	45.2	4.5
OR 150		46.04	3.53	53	4.5	2.9	46	46	51.8	4.5	53	47.2	4.5
OR 4187	225	47.22	3.53	54	4.5	2.9	48	48	53.8	4.5	54	48.2	4.5
OR 152		47.63	3.53	54	4.5	2.9	48	48	53.8	4.5	54	48.2	4.5
OR 4188		47.82	3.53	55	4.5	2.9	48	48	53.8	4.5	55	49.2	4.5
OR 153		49.21	3.53	56	4.5	2.9	49	49	54.8	4.5	56	50.2	4.5
OR 4200	226	50.39	3.53	58	4.5	2.9	51	51	56.8	4.5	58	52.2	4.5
OR 155		50.80	3.53	58	4.5	2.9	51	51	56.8	4.5	58	52.2	4.5
OR 156		52.39	3.53	60	4.5	2.9	52	52	57.8	4.5	60	54.2	4.5
OR 4212	227	53.57	3.53	61	4.5	2.9	54	54	59.8	4.5	61	55.2	4.5
OR 158		53.98	3.53	61	4.5	2.9	54	54	59.8	4.5	61	55.2	4.5
OR 159		55.56	3.53	62	4.5	2.9	56	56	61.8	4.5	62	56.2	4.5
OR 4225	228	56.74	3.53	64	4.5	2.9	58	58	63.8	4.5	64	58.2	4.5
OR 161		57.15	3.53	64	4.5	2.9	58	58	63.8	4.5	64	58.2	4.5
OR 162		58.74	3.53	65	4.5	2.9	59	59	64.8	4.5	65	59.2	4.5
OR 4237	229	59.92	3.53	67	4.5	2.9	60	60	65.8	4.5	67	61.2	4.5
OR 164		60.33	3.53	67	4.5	2.9	61	61	66.8	4.5	67	61.2	4.5
OR 165		61.91	3.53	69	4.5	2.9	62	62	67.8	4.5	69	63.2	4.5
OR 4250	230	63.09	3.53	70	4.5	2.9	64	64	69.8	4.5	70	64.2	4.5
OR 167		63.50	3.53	70	4.5	2.9	64	64	69.8	4.5	70	64.2	4.5
OR 168		65.09	3.53	72	4.5	2.9	65	65	70.8	4.5	72	66.2	4.5
OR 4262	231	66.27	3.53	73	4.5	2.9	67	67	72.8	4.5	73	67.2	4.5
OR 170		66.68	3.53	73	4.5	2.9	67	67	72.8	4.5	73	67.2	4.5
OR 171		68.26	3.53	75	4.5	2.9	68	68	73.8	4.5	75	69.2	4.5
OR 4275	232	69.44	3.53	77	4.5	2.9	70	70	75.8	4.5	77	71.2	4.5
OR 173		69.85	3.53	77	4.5	2.9	70	70	75.8	4.5	77	71.2	4.5
OR 174		71.44	3.53	78	4.5	2.9	72	72	77.8	4.5	78	72.2	4.5
OR 4287	233	72.62	3.53	80	4.5	2.9	73	73	78.8	4.5	80	74.2	4.5
OR 176		73.03	3.53	80	4.5	2.9	74	74	79.8	4.5	80	74.2	4.5
OR 177		74.61	3.53	81	4.5	2.9	75	75	80.8	4.5	81	75.2	4.5
OR 4300	234	75.80	3.53	83	4.5	2.9	76	76	81.8	4.5	83	77.2	4.5
OR 4312	235	78.97	3.53	86	4.5	2.9	79	79	84.8	4.5	86	80.2	4.5
OR 4325	236	82.14	3.53	89	4.5	2.9	82	82	87.8	4.5	89	83.2	4.5
OR 4337	237	85.32	3.53	92	4.5	2.9	85	85	90.8	4.5	92	86.2	4.5
OR 4350	238	88.50	3.53	95	4.5	2.9	89	89	94.8	4.5	95	89.2	4.5
OR 4362	239	91.67	3.53	99	4.5	2.9	92	92	97.8	4.5	99	93.2	4.5
OR 4375	240	94.84	3.53	102	4.5	2.9	95	95	100.8	4.5	102	96.2	4.5
OR 4387	241	98.02	3.53	105	4.5	2.9	98	98	103.8	4.5	105	99.2	4.5
OR 4400	242	101.20	3.53	108	4.5	2.9	101	101	106.8	4.5	108	102.2	4.5
OR 4412	243	104.40	3.53	111	4.5	2.9	105	105	110.8	4.5	111	105.2	4.5
OR 4425	244	107.50	3.53	114	4.5	2.9	108	108	113.8	4.5	114	108.2	4.5
OR 4437	245	110.70	3.53	118	4.5	2.9	111	111	116.8	4.5	118	112.2	4.5
OR 4450	246	113.90	3.53	121	4.5	2.9	114	114	119.8	4.5	121	115.2	4.5
OR 4462	247	117.10	3.53	124	4.5	2.9	117	117	122.8	4.5	124	118.2	4.5
OR 4475	248	120.20	3.53	127	4.5	2.9	120	120	125.8	4.5	127	121.2	4.5
OR 4487	249	123.40	3.53	130	4.5	2.9	123	123	128.8	4.5	130	124.2	4.5

◀ continua da pagina precedente

continua a pagina successiva ▶

tenuta statica

British Standard BS 1806 / American Standard AS 568 A



tenuta statica

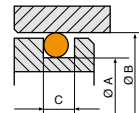
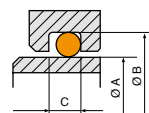
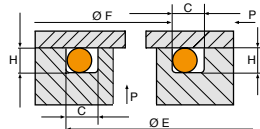
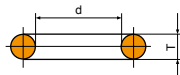
N° Rif.	Cod. AS/BS	d	T	Pressione Interna		Pressione Esterna		Tenuta Stelo			Tenuta Pistone		
				E H11	C ±0.2	H +0.1 0	F h11	A f7	B H11	C ±0.2	B H8	A h11	C ±0.2
OR 4500	250	126.60	3.53	133	4.5	2.9	127	127	132.8	4.5	133	127.2	4.5
OR 4512	251	129.80	3.53	136	4.5	2.9	130	130	135.8	4.5	136	130.2	4.5
OR 4525	252	132.90	3.53	140	4.5	2.9	133	133	138.8	4.5	140	134.2	4.5
OR 4537	253	136.10	3.53	143	4.5	2.9	136	136	141.8	4.5	143	137.2	4.5
OR 4550	254	139.30	3.53	146	4.5	2.9	140	140	145.8	4.5	146	140.2	4.5
OR 4562	255	142.50	3.53	149	4.5	2.9	143	143	148.8	4.5	149	143.2	4.5
OR 4575	256	145.60	3.53	152	4.5	2.9	146	146	151.8	4.5	152	146.2	4.5
OR 4587	257	148.80	3.53	155	4.5	2.9	149	149	154.8	4.5	155	149.2	4.5
OR 4600	258	152.00	3.53	159	4.5	2.9	152	152	157.8	4.5	159	153.2	4.5
OR 4625	259	158.30	3.53	165	4.5	2.9	159	159	164.8	4.5	165	159.2	4.5
OR 4650	260	164.70	3.53	172	4.5	2.9	165	165	170.8	4.5	172	166.2	4.5
OR 4675	261	171.00	3.53	178	4.5	2.9	172	172	177.8	4.5	178	172.2	4.5
OR 4700	262	177.40	3.53	184	4.5	2.9	178	178	183.8	4.5	184	178.2	4.5
OR 4725	263	183.75	3.53	190	4.5	2.9	184	184	189.8	4.5	190	184.2	4.5
OR 4750	264	190.10	3.53	197	4.5	2.9	190	190	195.8	4.5	197	191.2	4.5
OR 4775	265	196.40	3.53	203	4.5	2.9	197	197	202.8	4.5	203	197.2	4.5
OR 4800	266	202.80	3.53	210	4.5	2.9	203	203	208.8	4.5	210	204.2	4.5
OR 4825	267	209.15	3.53	216	4.5	2.9	210	210	215.8	4.5	216	210.2	4.5
OR 4850	268	215.50	3.53	222	4.5	2.9	216	216	221.8	4.5	222	216.2	4.5
OR 4875	269	221.80	3.53	228	4.5	2.9	222	222	227.8	4.5	228	222.2	4.5
OR 4900	270	228.20	3.53	235	4.5	2.9	229	229	234.8	4.5	235	229.2	4.5
OR 4925	271	234.50	3.53	241	4.5	2.9	235	235	240.8	4.5	241	235.2	4.5
OR 4950	272	240.90	3.53	248	4.5	2.9	241	241	246.8	4.5	248	242.2	4.5
OR 4975	273	247.20	3.53	254	4.5	2.9	248	248	253.8	4.5	254	248.2	4.5
OR 41000	274	253.60	3.53	260	4.5	2.9	254	254	259.8	4.5	260	254.2	4.5
OR 41050	275	266.27	3.53	273	4.5	2.9	266	266	271.8	4.5	273	267.2	4.5
OR 41100	276	278.99	3.53	286	4.5	2.9	279	279	284.8	4.5	286	280.2	4.5
OR 41150	277	291.69	3.53	299	4.5	2.9	292	292	297.8	4.5	299	293.2	4.5
OR 41200	278	304.39	3.53	311	4.5	2.9	304	304	309.8	4.5	311	305.2	4.5
OR 41300	279	329.79	3.53	337	4.5	2.9	330	330	335.8	4.5	337	331.2	4.5
OR 41400	280	355.19	3.53	362	4.5	2.9	355	355	360.8	4.5	362	356.2	4.5
OR 41500	281	380.59	3.53	388	4.5	2.9	381	381	386.8	4.5	388	382.2	4.5
OR 41600	282	405.26	3.53	412	4.5	2.9	405	405	410.8	4.5	412	406.2	4.5
OR 41700	283	430.66	3.53	438	4.5	2.9	431	431	436.8	4.5	438	432.2	4.5
OR 41800	284	456.06	3.53	463	4.5	2.9	456	456	461.8	4.5	463	457.2	4.5
CORDA 5.34													
OR 6042	309	10.47	5.34	21	7	4.5	11	11	20	7	21	12	7
OR 6050	310	12.07	5.34	23	7	4.5	12	12	21	7	23	14	7
OR 6055	311	13.64	5.34	24	7	4.5	14	14	23	7	24	15	7
OR 6060	312	15.24	5.34	26	7	4.5	15	15	24	7	26	17	7
OR 6065	313	16.82	5.34	28	7	4.5	17	17	26	7	28	19	7
OR 6075	314	18.42	5.34	29	7	4.5	19	19	28	7	29	20	7
OR 6080	315	20.00	5.34	31	7	4.5	20	20	29	7	31	22	7
OR 6085	316	21.59	5.34	32	7	4.5	22	22	31	7	32	23	7
OR 6055	317	23.17	5.34	34	7	4.5	23	23	32	7	34	25	7
OR 6100	318	24.77	5.34	36	7	4.5	25	25	34	7	36	27	7
OR 6105	319	26.34	5.34	37	7	4.5	27	27	36	7	37	28	7
OR 6110	320	27.94	5.34	39	7	4.5	28	28	37	7	39	30	7
OR 6115	321	29.52	5.34	40	7	4.5	30	30	39	7	40	31	7
OR 6125	322	31.12	5.34	42	7	4.5	31	31	40	7	42	33	7
OR 6130	323	32.69	5.34	44	7	4.5	33	33	42	7	44	35	7
OR 6135	324	34.29	5.34	45	7	4.5	34	34	43	7	45	36	7
OR 6150	325	37.47	5.34	48	7	4.5	38	38	47	7	48	39	7
OR 6162	326	40.65	5.34	52	7	4.5	41	41	50	7	52	43	7
OR 6175	327	43.82	5.34	55	7	4.5	44	44	53	7	55	46	7
OR 6187	328	47.00	5.34	58	7	4.5	47	47	56	7	58	49	7
OR 6200	329	50.16	5.34	61	7	4.5	50	50	59	7	61	52	7
OR 6212	330	53.34	5.34	64	7	4.5	53	53	62	7	64	55	7
OR 6225	331	56.52	5.34	68	7	4.5	57	57	66	7	68	59	7

◀ continua da pagina precedente

continua a pagina successiva ▶

tenuta statica

British Standard BS 1806 / American Standard AS 568 A



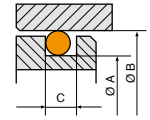
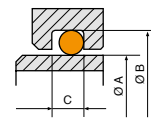
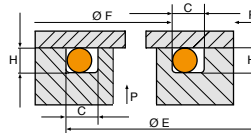
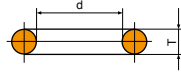
N° Rif.	Cod. AS/BS	d	T	Pressione Interna		Pressione Esterna		Tenuta Stelo			Tenuta Pistone		
				E H11	C ±0.2	H +0.1 0	F h11	A f7	B H11	C ±0.2	B H8	A h11	C ±0.2
OR 6237	332	59.69	5.34	70	7	4.5	60	60	69	7	70	61	7
OR 6250	333	62.87	5.34	73	7	4.5	63	63	72	7	73	64	7
OR 6262	334	66.04	5.34	77	7	4.5	66	66	75	7	77	68	7
OR 6275	335	69.22	5.34	80	7	4.5	69	69	78	7	80	71	7
OR 6287	336	72.39	5.34	83	7	4.5	73	73	82	7	83	74	7
OR 178		74.63	5.34	85	7	4.5	75	75	84	7	85	76	7
OR 6300	337	75.57	5.34	86	7	4.5	76	76	85	7	86	77	7
OR 6312	338	78.74	5.34	90	7	4.5	79	79	88	7	90	81	7
OR 181		79.77	5.34	90	7	4.5	80	80	89	7	90	81	7
OR 6325	339	81.92	5.34	92	7	4.5	82	82	91	7	92	83	7
OR 6337	340	85.09	5.34	95	7	4.5	85	85	94	7	95	86	7
OR 6350	341	88.27	5.34	98	7	4.5	88	88	97	7	98	89	7
OR 185		89.69	5.34	100	7	4.5	90	90	99	7	100	91	7
OR 6362	342	91.44	5.34	102	7	4.5	92	92	101	7	102	93	7
OR 6375	343	94.62	5.34	105	7	4.5	95	95	104	7	105	96	7
OR 6387	344	97.79	5.34	108	7	4.5	98	98	107	7	108	99	7
OR 189		100.00	5.34	110	7	4.5	100	100	109	7	110	101	7
OR 6400	345	101.00	5.34	111	7	4.5	101	101	110	7	111	102	7
OR 6412	346	104.10	5.34	115	7	4.5	104	104	113	7	115	106	7
OR 6425	347	107.20	5.34	118	7	4.5	107	107	116	7	118	109	7
OR 193		109.50	5.34	120	7	4.5	110	110	119	7	120	111	7
OR 6437	348	110.50	5.34	121	7	4.5	111	111	120	7	121	112	7
OR 6450	349	113.70	5.34	125	7	4.5	114	114	123	7	125	116	7
OR 6460	350	116.84	5.34	127	7	4.5	117	117	126	7	127	118	7
OR 199		117.50	5.34	128	7	4.5	118	118	127	7	128	119	7
OR 6473	351	120.02	5.34	131	7	4.5	120	120	129	7	131	122	7
OR 201		120.70	5.34	132	7	4.5	121	121	130	7	132	123	7
OR 6485	352	123.19	5.34	134	7	4.5	123	123	132	7	134	125	7
OR 203		123.80	5.34	135	7	4.5	124	124	133	7	135	126	7
OR 6500	353	126.37	5.34	137	7	4.5	126	126	135	7	137	128	7
OR 206		127.00	5.34	137	7	4.5	127	127	136	7	137	128	7
OR 6510	354	129.54	5.34	140	7	4.5	130	130	139	7	140	131	7
OR 208		130.20	5.34	140	7	4.5	130	130	139	7	140	131	7
OR 6523	355	132.72	5.34	143	7	4.5	133	133	142	7	143	134	7
OR 210		133.40	5.34	145	7	4.5	134	134	143	7	145	136	7
OR 6535	356	135.89	5.34	146	7	4.5	136	136	145	7	146	137	7
OR 213		136.50	5.34	147	7	4.5	137	137	146	7	147	138	7
OR 6550	357	139.07	5.34	150	7	4.5	139	139	148	7	150	141	7
OR 215		139.70	5.34	150	7	4.5	140	140	149	7	150	141	7
OR 6560	358	142.24	5.34	153	7	4.5	142	142	151	7	153	144	7
OR 217		142.90	5.34	153	7	4.5	143	143	152	7	153	144	7
OR 6573	359	145.42	5.34	156	7	4.5	145	145	154	7	156	147	7
OR 219		146.10	5.34	156	7	4.5	146	146	155	7	156	147	7
OR 6585	360	148.49	5.34	159	7	4.5	148	148	157	7	159	150	7
OR 221		149.20	5.34	160	7	4.5	150	150	159	7	160	151	7
OR 6600	361	151.77	5.34	162	7	4.5	152	152	161	7	162	153	7
OR 6612		155.00	5.34	166	7	4.5	155	155	164	7	166	157	7
OR 6625	362	158.11	5.34	169	7	4.5	158	158	167	7	169	160	7
OR 6635		161.30	5.34	172	7	4.5	161	161	170	7	172	163	7
OR 6645	363	164.46	5.34	175	7	4.5	165	165	174	7	175	166	7
OR 6660		167.70	5.34	178	7	4.5	168	168	177	7	178	169	7
OR 6670	364	170.82	5.34	181	7	4.5	171	171	180	7	181	172	7
OR 6690		174.00	5.34	185	7	4.5	174	174	183	7	185	176	7
OR 6700	365	177.16	5.34	188	7	4.5	177	177	186	7	188	179	7
OR 6720	366	183.51	5.34	194	7	4.5	184	184	193	7	194	185	7
OR 6745	367	189.86	5.34	200	7	4.5	190	190	199	7	200	191	7
OR 6775	368	196.21	5.34	207	7	4.5	196	196	205	7	207	198	7
OR 6795	369	202.56	5.34	213	7	4.5	202	202	211	7	213	204	7
OR 6820	370	208.91	5.34	220	7	4.5	209	209	218	7	220	211	7
OR 6850	371	215.26	5.34	226	7	4.5	215	215	224	7	226	217	7

◀ continua da pagina precedente

continua a pagina successiva ▶

tenuta statica

British Standard BS 1806 / American Standard AS 568 A



tenuta statica

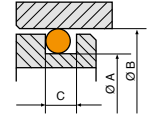
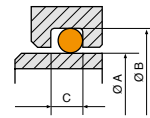
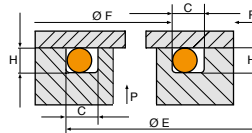
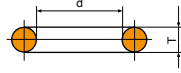
N° Rif.	Cod. AS/BS	d	T	Pressione Interna		Pressione Esterna		Tenuta Stelo			Tenuta Pistone		
				E H11	C ±0.2	H +0.1 0	F h11	A f7	B H11	C ±0.2	B H8	A h11	C ±0.2
OR 6870	372	221.61	5.34	232	7	4.5	222	222	231	7	232	223	7
OR 6895	373	227.96	5.34	239	7	4.5	228	228	237	7	239	230	7
OR 6925	374	234.32	5.34	245	7	4.5	234	234	243	7	245	236	7
OR 6945	375	240.66	5.34	251	7	4.5	241	241	250	7	251	242	7
OR 6975	376	247.01	5.34	258	7	4.5	247	247	256	7	258	249	7
OR 6995	377	253.36	5.34	264	7	4.5	253	253	262	7	264	255	7
OR 61050	378	266.06	5.34	277	7	4.5	266	266	275	7	277	268	7
OR 61100	379	278.76	5.34	289	7	4.5	279	279	288	7	289	280	7
OR 61150	380	291.46	5.34	302	7	4.5	291	291	300	7	302	293	7
OR 61200	381	304.16	5.34	315	7	4.5	304	304	313	7	315	306	7
OR 61300	382	327.56	5.34	338	7	4.5	328	328	337	7	338	329	7
OR 61400	383	354.96	5.34	366	7	4.5	355	355	364	7	366	357	7
OR 61500	384	380.36	5.34	391	7	4.5	380	380	389	7	391	382	7
OR 61600	385	405.26	5.34	416	7	4.5	405	405	414	7	416	407	7
OR 61700	386	430.66	5.34	441	7	4.5	431	431	440	7	441	432	7
OR 61800	387	456.06	5.34	467	7	4.5	456	456	465	7	467	458	7
OR 61900	388	481.41	5.34	492	7	4.5	481	481	490	7	492	483	7
OR 62200	389	506.81	5.34	517	7	4.5	507	507	516	7	517	508	7
OR 62100	390	532.20	5.34	543	7	4.5	532	532	541	7	543	534	7
OR 62200	391	557.61	5.34	568	7	4.5	558	558	567	7	568	559	7
OR 62300	392	582.68	5.34	593	7	4.5	583	583	592	7	593	584	7
OR 62400	393	608.08	5.34	619	7	4.5	608	608	617	7	619	610	7
OR 62500	394	633.48	5.34	644	7	4.5	634	634	643	7	644	635	7
OR 62600	395	658.88	5.34	670	7	4.5	659	659	668	7	670	661	7
CORDA 6.99													
OR 8450	425	113.70	6.99	127	9.5	6	114	114	126	9.5	127	115	9.5
OR 197		114.70	6.99	128	9.5	6	115	115	127	9.5	128	116	9.5
OR 8462	426	116.80	6.99	130	9.5	6	117	117	129	9.5	130	118	9.5
OR 8475	427	120.00	6.99	135	9.5	6	120	120	132	9.5	135	123	9.5
OR 8487	428	123.20	6.99	137	9.5	6	123	123	135	9.5	137	125	9.5
OR 204		124.60	6.99	138	9.5	6	125	125	137	9.5	138	126	9.5
OR 8500	429	126.40	6.99	140	9.5	6	126	126	138	9.5	140	128	9.5
OR 8512	430	129.50	6.99	143	9.5	6	130	130	142	9.5	143	131	9.5
OR 8525	431	132.70	6.99	146	9.5	6	133	133	145	9.5	146	134	9.5
OR 211		134.50	6.99	148	9.5	6	135	135	147	9.5	148	136	9.5
OR 8537	432	135.90	6.99	150	9.5	6	136	136	148	9.5	150	138	9.5
OR 8550	433	139.10	6.99	153	9.5	6	139	139	151	9.5	153	141	9.5
OR 8562	434	142.20	6.99	156	9.5	6	142	142	154	9.5	156	144	9.5
OR 8575	435	145.40	6.99	160	9.5	6	145	145	157	9.5	160	148	9.5
OR 8587	436	148.60	6.99	162	9.5	6	149	149	161	9.5	162	150	9.5
OR 8600	437	151.80	6.99	165	9.5	6	152	152	164	9.5	165	153	9.5
OR 223		155.60	6.99	170	9.5	6	156	156	168	9.5	170	158	9.5
OR 8625	438	158.10	6.99	172	9.5	6	158	158	170	9.5	172	160	9.5
OR 225		159.50	6.99	173	9.5	6	160	160	172	9.5	173	161	9.5
OR 226		161.90	6.99	175	9.5	6	162	162	174	9.5	175	163	9.5
OR 8650	439	164.50	6.99	178	9.5	6	165	165	177	9.5	178	166	9.5
OR 228		166.70	6.99	180	9.5	6	167	167	179	9.5	180	168	9.5
OR 229		168.30	6.99	182	9.5	6	168	168	180	9.5	182	170	9.5
OR 8675	440	170.80	6.99	184	9.5	6	170	170	182	9.5	184	172	9.5
OR 231		174.60	6.99	188	9.5	6	175	175	187	9.5	188	176	9.5
OR 8700	441	177.20	6.99	191	9.5	6	178	178	190	9.5	191	179	9.5
OR 233		181.00	6.99	195	9.5	6	180	180	192	9.5	195	183	9.5
OR 8725	442	183.50	6.99	197	9.5	6	184	184	196	9.5	197	185	9.5
OR 235		187.30	6.99	200	9.5	6	188	188	200	9.5	200	188	9.5
OR 8750	443	189.90	6.99	203	9.5	6	190	190	202	9.5	203	191	9.5
OR 237		193.70	6.99	207	9.5	6	194	194	206	9.5	207	195	9.5
OR 8775	444	196.20	6.99	210	9.5	6	196	196	208	9.5	210	198	9.5

◀ continua da pagina precedente

continua a pagina successiva ▶

tenuta statica

British Standard BS 1806 / American Standard AS 568 A



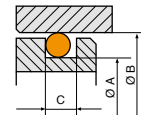
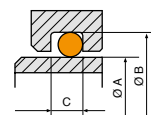
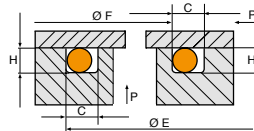
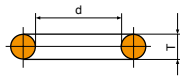
N° Rif.	Cod. AS/BS	d	T	Pressione Interna		Pressione Esterna		Tenuta Stelo			Tenuta Pistone		
				E H11	C ±0.2	H +0.1 0	F h11	A f7	B H11	C ±0.2	B H8	A h11	C ±0.2
OR 239		200.00	6.99	214	9.5	6	200	200	212	9.5	214	202	9.5
OR 8800	445	202.60	6.99	216	9.5	6	203	203	215	9.5	216	204	9.5
OR 8825	445A	208.90	6.99	222	9.5	6	210	210	222	9.5	222	210	9.5
OR 8850	446	215.30	6.99	230	9.5	6	215	215	227	9.5	230	218	9.5
OR 8875	446A	221.60	6.99	235	9.5	6	222	222	234	9.5	235	223	9.5
OR 8900	447	227.90	6.99	242	9.5	6	230	230	242	9.5	242	230	9.5
OR 8925	447A	234.30	6.99	250	9.5	6	235	235	247	9.5	250	238	9.5
OR 8950	448	240.70	6.99	255	9.5	6	240	240	252	9.5	255	243	9.5
OR 8975	448A	247.00	6.99	260	9.5	6	248	248	260	9.5	260	248	9.5
OR 81000	449	253.30	6.99	270	9.5	6	255	255	267	9.5	270	258	9.5
OR 81025	449A	259.70	6.99	275	9.5	6	260	260	272	9.5	275	263	9.5
OR 81050	450	266.10	6.99	280	9.5	6	265	265	277	9.5	280	268	9.5
OR 81075	450A	272.40	6.99	286	9.5	6	273	273	285	9.5	286	274	9.5
OR 81100	451	278.70	6.99	295	9.5	6	280	280	292	9.5	295	283	9.5
OR 81125	451A	285.20	6.99	300	9.5	6	285	285	297	9.5	300	288	9.5
OR 81150	452	291.50	6.99	305	9.5	6	292	292	304	9.5	305	293	9.5
OR 81175	452A	297.80	6.99	315	9.5	6	300	300	312	9.5	315	303	9.5
OR 81200	453	304.10	6.99	320	9.5	6	305	305	317	9.5	320	308	9.5
OR 81225		310.50	6.99	325	9.5	6	310	310	322	9.5	325	313	9.5
OR 81250	454	316.90	6.99	330	9.5	6	318	318	330	9.5	330	318	9.5
OR 81300	455	329.50	6.99	345	9.5	6	330	330	342	9.5	345	333	9.5
OR 81350	456	342.30	6.99	355	9.5	6	342	342	354	9.5	355	343	9.5
OR 81400	457	354.90	6.99	370	9.5	6	355	355	367	9.5	370	358	9.5
OR 81450	458	367.70	6.99	380	9.5	6	370	370	382	9.5	380	368	9.5
OR 81500	459	380.30	6.99	395	9.5	6	380	380	392	9.5	395	383	9.5
OR 81550	460	393.10	6.99	410	9.5	6	393	393	405	9.5	410	398	9.5
OR 81600	461	405.30	6.99	420	9.5	6	405	405	417	9.5	420	408	9.5
OR 81650	462	418.00	6.99	435	9.5	6	420	420	432	9.5	435	423	9.5
OR 81700	463	430.70	6.99	445	9.5	6	430	430	442	9.5	445	433	9.5
OR 81750	464	443.40	6.99	460	9.5	6	445	445	457	9.5	460	448	9.5
OR 81800	465	456.10	6.99	475	9.5	6	460	460	472	9.5	475	463	9.5
OR 81850	466	468.80	6.99	485	9.5	6	470	470	482	9.5	485	473	9.5
OR 81900	467	481.50	6.99	500	9.5	6	485	485	497	9.5	500	488	9.5
OR 81950	468	494.20	6.99	510	9.5	6	495	495	507	9.5	510	498	9.5
OR 82000	469	506.90	6.99	525	9.5	6	510	510	522	9.5	525	513	9.5
OR 82100	470	532.30	6.99	550	9.5	6	535	535	547	9.5	550	538	9.5
OR 82200	471	557.70	6.99	575	9.5	6	560	560	572	9.5	575	563	9.5
OR 82300	472	582.70	6.99	600	9.5	6	585	585	597	9.5	600	588	9.5
OR 82400	473	608.10	6.99	625	9.5	6	610	610	622	9.5	625	613	9.5
OR 82500	474	633.50	6.99	650	9.5	6	635	635	647	9.5	650	638	9.5
OR 82600	475	658.90	6.99	675	9.5	6	660	660	672	9.5	675	663	9.5
Standard 900													
CORDA 1.42					C ±0.1					C ±0.1			C ±0.1
OR 901	901	4.70	1.42	7.0	2.2	1.05	4.80	4.80	6.9	2.2	7.0	4.9	2.2
CORDA 1.63													
OR 902	902	6.07	1.63	8.5	2.4	1.25	6.00	6.00	8.5	2.4	8.5	6.0	2.4
OR 903	903	7.65	1.63	10.5	2.4	1.25	7.80	7.80	10.3	2.4	10.5	8.0	2.4
CORDA 1.83													
OR 904	904	8.92	1.83	12.0	2.6	1.45	9.00	9.00	11.9	2.6	12.0	9.1	2.6
OR 905	905	10.52	1.83	13.5	2.6	1.45	10.50	10.50	13.4	2.6	13.5	10.6	2.6
CORDA 1.98													
OR 906	906	11.89	1.98	15.0	2.6	1.60	12.00	12.00	15.2	2.6	15.0	11.8	2.6
CORDA 2.08													
OR 907	907	13.46	2.08	17.0	2.7	1.70	13.50	13.50	16.9	2.7	17.0	13.6	2.7

◀ continua da pagina precedente

continua a pagina successiva ▶

tenuta statica

British Standard BS 1806 / American Standard AS 568 A - Swedish Standard SMS 1586



tenuta statica

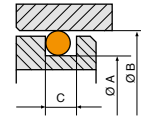
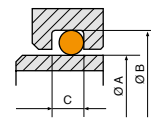
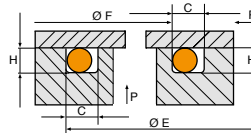
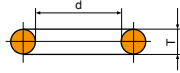
N° Rif.	Cod. AS/BS	d	T	Pressione Interna		Pressione Esterna		Tenuta Stelo			Tenuta Pistone		
				E H11	C ±0.2	H +0.1 0	F h11	A f7	B H11	C ±0.2	B H8	A h11	C ±0.2
CORDA 2.20													
OR 908	908	16.36	2.20	20.0	2.8	1.80	16.50	16.50	20.1	2.8	20.0	16.4	2.8
CORDA 2.46													
OR 909	909	17.93	2.46	22.0	3.2	2.00	18.00	18.00	22.0	3.2	22.0	18.0	3.2
OR 910	910	19.18	2.46	23.5	3.2	2.00	19.50	19.50	23.50	3.2	23.5	19.5	3.2
CORDA 2.95													
OR 911	911	21.92	2.95	27.0	4.0	2.35	22.00	22.00	26.7	4.0	27.0	22.3	4.0
OR 912	912	23.47	2.95	28.5	4.0	2.35	23.50	23.50	28.2	4.0	28.5	23.8	4.0
OR 913	913	25.04	2.95	30.0	4.0	2.35	25.00	25.00	29.7	4.0	30.0	25.3	4.0
OR 914	914	26.62	2.95	31.5	4.0	2.35	26.80	26.80	31.5	4.0	31.5	26.8	4.0
OR 916	916	29.74	2.95	35.0	4.0	2.35	30.00	30.00	34.7	4.0	35.0	30.3	4.0
OR 918	918	34.42	2.95	39.5	4.0	2.35	34.50	34.50	39.2	4.0	39.5	34.8	4.0
CORDA 3.00													
OR 920	920	37.47	3.00	42.5	4.0	2.40	37.50	37.50	42.3	4.0	42.5	37.7	4.0
OR 924	924	43.69	3.00	49.0	4.0	2.40	43.80	43.80	48.6	4.0	49.0	44.2	4.0
OR 928	928	53.09	3.00	58.0	4.0	2.40	53.00	53.00	57.8	4.0	58.0	53.2	4.0
OR 932	932	59.36	3.00	64.5	4.0	2.40	59.50	59.50	64.3	4.0	64.5	59.7	4.0
Swedish Standard SMS 1586													
CORDA 1.60													
OR 3.1X1.6		3.10	1.6	6	2.3	1.2	3.5	3.5	5.9	2.3	6	3.6	2.3
OR 4.1X1.6		4.10	1.6	7	2.3	1.2	4.5	4.5	6.9	2.3	7	4.6	2.3
OR 4.7X1.6		4.70	1.6	7.5	2.3	1.2	5.0	5.0	7.4	2.3	7.5	5.1	2.3
OR 5X1.6		5.00	1.6	8	2.3	1.2	5.5	5.5	7.9	2.3	8	5.6	2.3
OR 5.1X1.6		5.10	1.6	8	2.3	1.2	5.5	5.5	7.9	2.3	8	5.6	2.3
OR 6.1X1.6		6.10	1.6	9	2.3	1.2	6.5	6.5	8.9	2.3	9	6.6	2.3
OR 7.1X1.6		7.10	1.6	10	2.3	1.2	7.5	7.5	9.9	2.3	10	7.6	2.3
OR 8.1X1.6		8.10	1.6	11	2.3	1.2	8.5	8.5	10.9	2.3	11	8.6	2.3
OR 9.1X1.6		9.10	1.6	12	2.3	1.2	9.5	9.5	11.9	2.3	12	9.6	2.3
OR 10.1X1.6		10.10	1.6	13	2.3	1.2	10.5	10.5	12.9	2.3	13	10.6	2.3
OR 11.1X1.6		11.10	1.6	14	2.3	1.2	11.5	11.5	13.9	2.3	14	11.6	2.3
OR 12.1X1.6		12.10	1.6	15	2.3	1.2	12.5	12.5	14.9	2.3	15	12.6	2.3
OR 13.1X1.6		13.10	1.6	16	2.3	1.2	13.5	13.5	15.9	2.3	16	13.6	2.3
OR 14.1X1.6		14.10	1.6	17	2.3	1.2	14.5	14.5	16.9	2.3	17	14.6	2.3
OR 15.1X1.6		15.10	1.6	18	2.3	1.2	15.5	15.5	17.9	2.3	18	15.6	2.3
OR 16.1X1.6		16.10	1.6	19	2.3	1.2	16.5	16.5	18.9	2.3	19	16.6	2.3
OR 17.1X1.6		17.10	1.6	20	2.3	1.2	17.5	17.5	19.9	2.3	20	17.6	2.3
OR 18.1X1.6		18.10	1.6	21	2.3	1.2	18.5	18.5	20.9	2.3	21	18.6	2.3
OR 19.1X1.6		19.10	1.6	22	2.3	1.2	19.5	19.5	21.9	2.3	22	19.6	2.3
OR 22.1X1.6		22.10	1.6	25	2.3	1.2	22.5	22.5	24.9	2.3	25	22.6	2.3
OR 25.1X1.6		25.10	1.6	28	2.3	1.2	25.5	25.5	27.9	2.3	28	25.6	2.3
OR 27.1X1.6		27.10	1.6	30	2.3	1.2	27.5	27.5	29.9	2.3	30	27.6	2.3
OR 29.1X1.6		29.10	1.6	32	2.3	1.2	29.5	29.5	31.9	2.3	32	29.6	2.3
OR 32.1X1.6		32.10	1.6	35	2.3	1.2	32.5	32.5	34.9	2.3	35	32.6	2.3
OR 35.1X1.6		35.10	1.6	38	2.3	1.2	35.5	35.5	37.9	2.3	38	35.6	2.3
OR 37.1X1.6		37.10	1.6	40	2.3	1.2	37.5	37.5	39.9	2.3	40	37.6	2.3
COR DA 2.40													
OR 3.3X2.4		3.3	2.4	8.0	3.2	1.8	3.5	3.5	7.2	3.2	8.0	4.3	3.2
OR 3.6X2.4		3.6	2.4	8.2	3.2	1.8	4.0	4.0	7.7	3.2	8.2	4.5	3.2
OR 4.3X2.4		4.3	2.4	9.0	3.2	1.8	4.5	4.5	8.2	3.2	9.0	5.3	3.2
OR 4.6X2.4		4.6	2.4	9.2	3.2	1.8	5.0	5.0	8.7	3.2	9.2	5.5	3.2
OR 5.3X2.4		5.3	2.4	10.0	3.2	1.8	5.5	5.5	9.2	3.2	10.0	6.3	3.2
OR 5.6X2.4		5.6	2.4	10.2	3.2	1.8	6.0	6.0	9.7	3.2	10.2	6.5	3.2
OR 6.3X2.4		6.3	2.4	11.0	3.2	1.8	6.5	6.5	10.2	3.2	11.0	7.3	3.2
OR 6.6X2.4		6.6	2.4	11.2	3.2	1.8	7.0	7.0	10.7	3.2	11.2	7.5	3.2
OR 7.3X2.4		7.3	2.4	12.0	3.2	1.8	7.5	7.5	11.2	3.2	12.0	8.3	3.2

◀ continua da pagina precedente

continua a pagina successiva ▶

tenuta statica

Swedish Standard SMS 1586



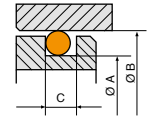
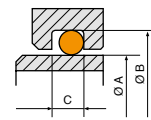
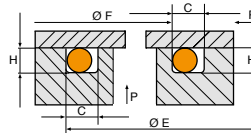
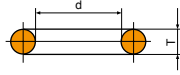
N° Rif.	Cod. AS/BS	d	T	Pressione Interna		Pressione Esterna		Tenuta Stelo			Tenuta Pistone		
				E H11	C ±0.1	H +0.1 0	F h11	A f7	B H11	C ±0.1	B H8	A h11	C ±0.1
OR 7.6X2.4		7.6	2.4	12.2	3.2	1.8	8.0	8.0	11.7	3.2	12.2	8.5	3.2
OR 8.3X2.4		8.3	2.4	13.0	3.2	1.8	8.5	8.5	12.2	3.2	13.0	9.3	3.2
OR 8.6X2.4		8.6	2.4	13.2	3.2	1.8	9.0	9.0	12.7	3.2	13.2	9.5	3.2
OR 9.3X2.4		9.3	2.4	14.0	3.2	1.8	9.5	9.5	13.2	3.2	14.0	10.3	3.2
OR 9.6X2.4		9.6	2.4	14.2	3.2	1.8	10.0	10.0	13.7	3.2	14.2	10.5	3.2
OR 10.3X2.4		10.3	2.4	15.0	3.2	1.8	10.5	10.5	14.2	3.2	15.0	11.3	3.2
OR 10.6X2.4		10.6	2.4	15.2	3.2	1.8	11.0	11.0	14.7	3.2	15.2	11.5	3.2
OR 11.3X2.4		11.3	2.4	16.0	3.2	1.8	11.5	11.5	15.2	3.2	16.0	12.3	3.2
OR 11.6X2.4		11.6	2.4	16.2	3.2	1.8	12.0	12.0	15.7	3.2	16.2	12.5	3.2
OR 12.3X2.4		12.3	2.4	17.0	3.2	1.8	12.5	12.5	16.2	3.2	17.0	13.3	3.2
OR 12.6X2.4		12.6	2.4	17.2	3.2	1.8	13.0	13.0	16.7	3.2	17.2	13.5	3.2
OR 13.3X2.4		13.3	2.4	18.0	3.2	1.8	13.5	13.5	17.2	3.2	18.0	14.3	3.2
OR 13.6X2.4		13.6	2.4	18.2	3.2	1.8	14.0	14.0	17.7	3.2	18.2	14.5	3.2
OR 14.3X2.4		14.3	2.4	19.0	3.2	1.8	14.5	14.5	18.2	3.2	19.0	15.3	3.2
OR 14.6X2.4		14.6	2.4	19.2	3.2	1.8	15.0	15.0	18.7	3.2	19.2	15.5	3.2
OR 15.3X2.4		15.3	2.4	20.0	3.2	1.8	15.5	15.5	19.2	3.2	20.0	16.3	3.2
OR 15.6X2.4		15.6	2.4	20.2	3.2	1.8	16.0	16.0	19.7	3.2	20.2	16.5	3.2
OR 16.3X2.4		16.3	2.4	21.0	3.2	1.8	16.5	16.5	20.2	3.2	21.0	17.3	3.2
OR 16.6X2.4		16.6	2.4	21.2	3.2	1.8	17.0	17.0	20.7	3.2	21.2	17.5	3.2
OR 17.3X2.4		17.3	2.4	22.0	3.2	1.8	17.5	17.5	21.2	3.2	22.0	18.3	3.2
OR 17.6X2.4		17.6	2.4	22.2	3.2	1.8	18.0	18.0	21.7	3.2	22.2	18.5	3.2
OR 18.6X2.4		18.6	2.4	23.2	3.2	1.8	19.0	19.0	22.7	3.2	23.2	19.5	3.2
OR 19.6X2.4		19.6	2.4	24.2	3.2	1.8	20.0	20.0	23.7	3.2	24.2	20.5	3.2
OR 20.5X2.4		20.5	2.4	25.0	3.2	1.8	21.0	21.0	24.7	3.2	25.0	21.3	3.2
OR 24.6X2.4		24.6	2.4	29.0	3.2	1.8	25.0	25.0	28.7	3.2	29.0	25.3	3.2
OR 27.5X2.4		27.5	2.4	32.0	3.2	1.8	28.0	28.0	31.7	3.2	32.0	28.3	3.2
OR 29.6X2.4		29.6	2.4	34.0	3.2	1.8	30.0	30.0	33.7	3.2	34.0	30.3	3.2
OR 30.3X2.4		30.3	2.4	35.0	3.2	1.8	31.0	31.0	34.7	3.2	35.0	31.3	3.2
OR 31.6X2.4		31.6	2.4	36.0	3.2	1.8	32.0	32.0	35.7	3.2	36.0	32.3	3.2
OR 33.3X2.4		33.3	2.4	38.0	3.2	1.8	34.0	34.0	37.7	3.2	38.0	34.3	3.2
OR 34.6X2.4		34.6	2.4	39.0	3.2	1.8	35.0	35.0	38.7	3.2	39.0	35.3	3.2
OR 37.6X2.4		37.6	2.4	42.0	3.2	1.8	38.0	38.0	41.7	3.2	42.0	38.3	3.2
OR 39.6X2.4		39.6	2.4	44.0	3.2	1.8	40.0	40.0	43.7	3.2	44.0	40.3	3.2
OR 41.6X2.4		41.6	2.4	46.0	3.2	1.8	42.0	42.0	45.7	3.2	46.0	42.3	3.2
OR 44.6X2.4		44.6	2.4	49.0	3.2	1.8	45.0	45.0	48.7	3.2	49.0	45.3	3.2
OR 47.6X2.4		47.6	2.4	52.0	3.2	1.8	48.0	48.0	51.7	3.2	52.0	48.3	3.2
OR 49.6X2.4		49.6	2.4	54.0	3.2	1.8	50.0	50.0	53.7	3.2	54.0	50.3	3.2
OR 51.6X2.4		51.6	2.4	56.0	3.2	1.8	52.0	52.0	55.7	3.2	56.0	52.3	3.2
OR 54.6X2.4		54.6	2.4	59.0	3.2	1.8	55.0	55.0	58.7	3.2	59.0	55.3	3.2
OR 57.6X2.4		57.6	2.4	62.0	3.2	1.8	58.0	58.0	61.7	3.2	62.0	58.3	3.2
OR 59.6X2.4		59.6	2.4	64.0	3.2	1.8	60.0	60.0	63.7	3.2	64.0	60.3	3.2
OR 61.6X2.4		61.6	2.4	66.0	3.2	1.8	62.0	62.0	65.7	3.2	66.0	62.3	3.2
OR 64.6X2.4		64.6	2.4	69.0	3.2	1.8	65.0	65.0	68.7	3.2	69.0	65.3	3.2
OR 67.6X2.4		67.6	2.4	72.0	3.2	1.8	68.0	68.0	71.7	3.2	72.0	68.3	3.2
OR 69.6X2.4		69.6	2.4	74.0	3.2	1.8	70.0	70.0	73.7	3.2	74.0	70.3	3.2
COR DA 3.00													
OR 3.5X3		3.5	3.0	9.5	4	2.4	3.5	3.5	8.3	4	9.5	4.7	4
OR 4.5X3		4.5	3.0	10.5	4	2.4	4.5	4.5	9.3	4	10.5	5.7	4
OR 5.5X3		5.5	3.0	11.5	4	2.4	5.5	5.5	10.3	4	11.5	6.7	4
OR 6.5X3		6.5	3.0	12.5	4	2.4	6.5	6.5	11.3	4	12.5	7.7	4
OR 7.5X3		7.5	3.0	13.5	4	2.4	7.5	7.5	12.3	4	13.5	8.7	4
OR 8.5X3		8.5	3.0	14.5	4	2.4	8.5	8.5	13.3	4	14.5	9.7	4
OR 9.5X3		9.5	3.0	15.5	4	2.4	9.5	9.5	14.3	4	15.5	10.7	4
OR 10.5X3		10.5	3.0	16.5	4	2.4	10.5	10.5	15.3	4	16.5	11.7	4
OR 11.5X3		11.5	3.0	17.5	4	2.4	11.5	11.5	16.3	4	17.5	12.7	4
OR 12.5X3		12.5	3.0	18.5	4	2.4	12.5	12.5	17.3	4	18.5	13.7	4
OR 13.5X3		13.5	3.0	19.5	4	2.4	13.5	13.5	18.3	4	19.5	14.7	4
OR 14.5X3		14.5	3.0	20.5	4	2.4	14.5	14.5	19.3	4	20.5	15.7	4
OR 15.5X3		15.5	3.0	21.5	4	2.4	15.5	15.5	20.3	4	21.5	16.7	4

◀ continua da pagina precedente

continua a pagina successiva ▶

tenuta statica

Swedish Standard SMS 1586

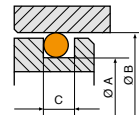
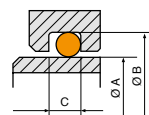
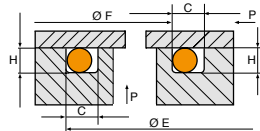
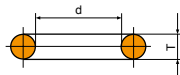


tenuta statica

N° Rif.	Cod. AS/BS	d	T	Pressione Interna		Pressione Esterna		Tenuta Stelo			Tenuta Pistone		
				E H11	C ±0.1	H +0.1 0	F h11	A f7	B H11	C ±0.1	B H8	A h11	C ±0.1
OR 17.5X3		17.5	3.0	23.5	4	2.4	17.5	17.5	22.3	4	23.5	18.7	4
OR 19.2X3		19.2	3.0	25.2	4	2.4	19.2	19.2	24.0	4	25.2	20.4	4
OR 19.5X3		19.5	3.0	25.5	4	2.4	19.5	19.5	24.3	4	25.5	20.7	4
OR 20.5X3		20.5	3.0	26.5	4	2.4	20.5	20.5	25.3	4	26.5	21.7	4
OR 21.5X3		21.5	3.0	27.5	4	2.4	21.5	21.5	26.3	4	27.5	22.7	4
OR 22.5X3		22.5	3.0	28.5	4	2.4	22.5	22.5	27.3	4	28.5	23.7	4
OR 23.5X3		23.5	3.0	29.5	4	2.4	23.5	23.5	28.3	4	29.5	24.7	4
OR 24.2X3		24.2	3.0	30.2	4	2.4	24.2	24.2	29.0	4	30.2	25.4	4
OR 24.5X3		24.5	3.0	30.5	4	2.4	24.5	24.5	29.3	4	30.5	25.7	4
OR 25.5X3		25.5	3.0	31.5	4	2.4	25.5	25.5	30.3	4	31.5	26.7	4
OR 26.5X3		26.5	3.0	32.5	4	2.4	26.5	26.5	31.3	4	32.5	27.7	4
OR 27.5X3		27.5	3.0	33.5	4	2.4	27.5	27.5	32.3	4	33.5	28.7	4
OR 28.5X3		28.5	3.0	34.5	4	2.4	28.5	28.5	33.3	4	34.5	29.7	4
OR 29.2X3		29.2	3.0	35.2	4	2.4	29.2	29.2	34.0	4	35.2	30.4	4
OR 29.5X3		29.5	3.0	35.5	4	2.4	29.5	29.5	34.3	4	35.5	30.7	4
OR 31.5X3		31.5	3.0	37.5	4	2.4	31.5	31.5	36.3	4	37.5	32.7	4
OR 32.5X3		32.5	3.0	38.5	4	2.4	32.5	32.5	37.3	4	38.5	33.7	4
OR 34.5X3		34.5	3.0	40.5	4	2.4	34.5	34.5	39.3	4	40.5	35.7	4
OR 36.5X3		36.5	3.0	42.5	4	2.4	36.5	36.5	41.3	4	42.5	37.7	4
OR 37.5X3		37.5	3.0	43.5	4	2.4	37.5	37.5	42.3	4	43.5	38.7	4
OR 39.5X3		39.5	3.0	45.5	4	2.4	39.5	39.5	44.3	4	45.5	40.7	4
OR 44.5X3		44.5	3.0	50.5	4	2.4	44.5	44.5	49.3	4	50.5	45.7	4
OR 49.5X3		49.5	3.0	55.5	4	2.4	49.5	49.5	54.3	4	55.5	50.7	4
OR 54.5X3		54.5	3.0	60.5	4	2.4	54.5	54.5	59.3	4	60.5	55.7	4
OR 59.5X3		59.5	3.0	65.5	4	2.4	59.5	59.5	64.3	4	65.5	60.7	4
OR 64.5X3		64.5	3.0	70.5	4	2.4	64.5	64.5	69.3	4	70.5	65.7	4
OR 69.5X3		69.5	3.0	75.5	4	2.4	69.5	69.5	74.3	4	75.5	70.7	4
OR 74.5X3		74.5	3.0	80.5	4	2.4	74.5	74.5	79.3	4	80.5	75.7	4
OR 79.5X3		79.5	3.0	85.5	4	2.4	79.5	79.5	84.3	4	85.5	80.7	4
OR 84.5X3		84.5	3.0	90.5	4	2.4	84.5	84.5	89.3	4	90.5	85.7	4
OR 89.5X3		89.5	3.0	95.5	4	2.4	89.5	89.5	94.3	4	95.5	90.7	4
OR 94.5X3		94.5	3.0	100.5	4	2.4	94.5	94.5	99.3	4	100.5	95.7	4
OR 99.5X3		99.5	3.0	105.5	4	2.4	99.5	99.5	104.3	4	105.5	100.7	4
OR 04.5X3		104.5	3.0	110.5	4	2.4	104.5	104.5	109.3	4	110.5	105.7	4
OR 9.5X3		109.5	3.0	115.5	4	2.4	109.5	109.5	114.3	4	115.5	110.7	4
OR 114.5X3		114.5	3.0	120.5	4	2.4	114.5	114.5	119.3	4	120.5	115.7	4
OR 119.5X3		119.5	3.0	125.5	4	2.4	119.5	119.5	124.3	4	125.5	120.7	4
OR 124.5X3		124.5	3.0	130.5	4	2.4	124.5	124.5	129.3	4	130.5	125.7	4
OR 129.5X3		129.5	3.0	135.5	4	2.4	129.5	129.5	134.3	4	135.5	130.7	4
OR 134.5X3		134.5	3.0	140.5	4	2.4	134.5	134.5	139.3	4	140.5	135.7	4
OR 139.5X3		139.5	3.0	145.5	4	2.4	139.5	139.5	144.3	4	145.5	140.7	4
OR 144.5X3		144.5	3.0	150.5	4	2.4	144.5	144.5	149.3	4	150.5	145.7	4
OR 149.5X3		149.5	3.0	155.5	4	2.4	149.5	149.5	154.3	4	155.5	150.7	4
OR 154.5X3		154.5	3.0	160.5	4	2.4	154.5	154.5	159.3	4	160.5	155.7	4
OR 159.5X3		159.5	3.0	165.5	4	2.4	159.5	159.5	164.3	4	165.5	160.7	4
OR 164.5X3		164.5	3.0	170.5	4	2.4	164.5	164.5	169.3	4	170.5	165.7	4
OR 169.5X3		169.5	3.0	175.5	4	2.4	169.5	169.5	174.3	4	175.5	170.7	4
OR 174.5X3		174.5	3.0	180.5	4	2.4	174.5	174.5	179.3	4	180.5	175.7	4
OR 179.5X3		179.5	3.0	185.5	4	2.4	179.5	179.5	184.3	4	185.5	180.7	4
OR 184.5X3		184.5	3.0	190.5	4	2.4	184.5	184.5	189.3	4	190.5	185.7	4
OR 189.5X3		189.5	3.0	195.5	4	2.4	189.5	189.5	194.3	4	195.5	190.7	4
OR 194.5X3		194.5	3.0	200.5	4	2.4	194.5	194.5	199.3	4	200.5	195.7	4
OR 199.5X3		199.5	3.0	205.5	4	2.4	199.5	199.5	204.3	4	205.5	200.7	4
OR 209.5X3		209.5	3.0	215.5	4	2.4	209.5	209.5	214.3	4	215.5	210.7	4
OR 219.5X3		219.5	3.0	225.5	4	2.4	219.5	219.5	224.3	4	225.5	220.7	4
OR 229.5X3		229.5	3.0	235.5	4	2.4	229.5	229.5	234.3	4	235.5	230.7	4
OR 239.5X3		239.5	3.0	245.5	4	2.4	239.5	239.5	244.3	4	245.5	240.7	4
OR 249.5X3		249.5	3.0	255.5	4	2.4	249.5	249.5	254.3	4	255.5	250.7	4

tenuta statica

Swedish Standard SMS 1586 - Metriche



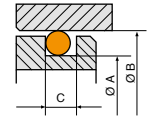
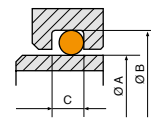
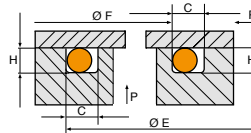
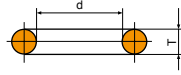
N° Rif.	Cod. AS/BS	d	T	Pressione Interna		Pressione Esterna		Tenuta Stelo			Tenuta Pistone		
				E H11	C ±0.2	H +0.1 0	F h11	A f7	B H11	C ±0.2	B H8	A h11	C ±0.2
COR DA 5.70					C ±0.2					C ±0.2			C ±0.2
OR 45.3X5.7		45.3	5.7	56	7.5	4.85	46	46	55.7	7.5	56	463	7.5
OR 49.3X5.7		49.3	5.7	60	7.5	4.85	50	50	59.7	7.5	60	503	7.5
OR 52.3X5.7		52.3	5.7	63	7.5	4.85	53	53	62.7	7.5	63	533	7.5
OR 55.3X5.7		55.3	5.7	66	7.5	4.85	56	56	65.7	7.5	66	563	7.5
OR 59.3X5.7		59.3	5.7	70	7.5	4.85	60	60	69.7	7.5	70	603	7.5
OR 62.3X5.7		62.3	5.7	73	7.5	4.85	63	63	72.7	7.5	73	633	7.5
OR 64.3X5.7		64.3	5.7	75	7.5	4.85	65	65	74.7	7.5	75	653	7.5
OR 69.3X5.7		69.3	5.7	80	7.5	4.85	70	70	79.7	7.5	80	703	7.5
OR 74.3X5.7		74.3	5.7	85	7.5	4.85	75	75	84.7	7.5	85	753	7.5
OR 79.3X5.7		79.3	5.7	90	7.5	4.85	80	80	89.7	7.5	90	803	7.5
OR 84.3X5.7		84.3	5.7	95	7.5	4.85	85	85	94.7	7.5	95	853	7.5
OR 89.3X5.7		89.3	5.7	100	7.5	4.85	90	90	99.7	7.5	100	903	7.5
OR 94.3X5.7		94.3	5.7	105	7.5	4.85	95	95	104.7	7.5	105	953	7.5
OR 99.3X5.7		99.3	5.7	110	7.5	4.85	100	100	109.7	7.5	110	100.3	7.5
OR 104.3X5.7		104.3	5.7	115	7.5	4.85	105	105	114.7	7.5	115	105.3	7.5
OR 109.3X5.7		109.3	5.7	120	7.5	4.85	110	110	119.7	7.5	120	110.3	7.5
OR 119.3X5.7		119.3	5.7	130	7.5	4.85	120	120	129.7	7.5	130	120.3	7.5
OR 124.3X5.7		124.3	5.7	135	7.5	4.85	125	125	134.7	7.5	135	125.3	7.5
OR 129.3X5.7		129.3	5.7	140	7.5	4.85	130	130	139.7	7.5	140	130.3	7.5
OR 134.3X5.7		134.3	5.7	145	7.5	4.85	135	135	144.7	7.5	145	135.3	7.5
OR 139.3X5.7		139.3	5.7	150	7.5	4.85	140	140	149.7	7.5	150	140.3	7.5
OR 144.3X5.7		144.3	5.7	155	7.5	4.85	145	145	154.7	7.5	155	145.3	7.5
OR 149.3X5.7		149.3	5.7	160	7.5	4.85	150	150	159.6	7.5	160	150.4	7.5
OR 154.3X5.7		154.3	5.7	165	7.5	4.85	155	155	164.6	7.5	165	155.4	7.5
OR 159.3X5.7		159.3	5.7	170	7.5	4.85	160	160	169.6	7.5	170	160.4	7.5
OR 164.3X5.7		164.3	5.7	175	7.5	4.85	165	165	174.6	7.5	175	165.4	7.5
OR 169.3X5.7		169.3	5.7	180	7.5	4.85	170	170	179.6	7.5	180	170.4	7.5
OR 174.3X5.7		174.3	5.7	185	7.5	4.85	175	175	184.6	7.5	185	175.4	7.5
OR 179.3X5.7		179.3	5.7	190	7.5	4.85	180	180	189.6	7.5	190	180.4	7.5
OR 184.3X5.7		184.3	5.7	195	7.5	4.85	185	185	194.6	7.5	195	185.4	7.5
OR 189.3X5.7		189.3	5.7	200	7.5	4.85	190	190	199.6	7.5	200	190.4	7.5
OR 194.3X5.7		194.3	5.7	205	7.5	4.85	195	195	204.6	7.5	205	195.4	7.5
OR 199.3X5.7		199.3	5.7	210	7.5	4.85	200	200	209.6	7.5	210	200.4	7.5
OR 209.3X5.7		209.3	5.7	220	7.5	4.85	210	210	219.6	7.5	220	210.4	7.5
OR 219.3X5.7		219.3	5.7	230	7.5	4.85	220	220	229.6	7.5	230	220.4	7.5
OR 229.3X5.7		229.3	5.7	240	7.5	4.85	230	230	239.6	7.5	240	230.4	7.5
OR 239.3X5.7		239.3	5.7	250	7.5	4.85	240	240	249.6	7.5	250	240.4	7.5
OR 249.3X5.7		249.3	5.7	260	7.5	4.85	250	250	259.6	7.5	260	250.4	7.5
OR 259.3X5.7		259.3	5.7	270	7.5	4.85	260	260	269.6	7.5	270	260.4	7.5
OR 269.3X5.7		269.3	5.7	270	7.5	4.85	270	270	279.6	7.5	280	270.4	7.5
OR 279.3X5.7		279.3	5.7	290	7.5	4.85	280	280	289.6	7.5	290	280.4	7.5
OR 289.3X5.7		289.3	5.7	300	7.5	4.85	290	290	299.6	7.5	300	290.4	7.5
OR 299.3X5.7		299.3	5.7	310	7.5	4.85	300	300	309.6	7.5	310	300.4	7.5
OR 319.3X5.7		319.3	5.7	330	7.5	4.85	320	320	329.6	7.5	330	320.4	7.5
OR 339.3X5.7		339.3	5.7	350	7.5	4.85	340	340	349.6	7.5	350	340.4	7.5
OR 359.3X5.7		359.3	5.7	370	7.5	4.85	360	360	369.6	7.5	370	360.4	7.5
OR 379.3X5.7		379.3	5.7	390	7.5	4.85	380	380	389.6	7.5	390	380.4	7.5
OR 399.3X5.7		399.3	5.7	410	7.5	4.85	400	400	409.6	7.5	410	400.4	7.5
OR 419.3X5.7		419.3	5.7	430	7.5	4.85	420	420	429.6	7.5	430	420.4	7.5
OR 439.3X5.7		439.3	5.7	450	7.5	4.85	440	440	449.6	7.5	450	440.4	7.5
OR 459.3X5.7		459.3	5.7	470	7.5	4.85	460	460	469.6	7.5	470	460.4	7.5
OR 479.3X5.7		479.3	5.7	490	7.5	4.85	480	480	489.6	7.5	490	480.4	7.5
OR 499.3X5.7		499.3	5.7	510	7.5	4.85	500	500	509.6	7.5	510	500.4	7.5
COR DA 8.40													
OR 144.1X8.4		144.1	8.4	160	11	7.25	145	145	160	11	160	145	11
OR 149.1X8.4		149.1	8.4	165	11	7.25	150	150	165	11	165	150	11
OR 154.1X8.4		154.1	8.4	170	11	7.25	155	155	170	11	170	155	11

◀ continua da pagina precedente

continua a pagina successiva ▶

tenuta statica

Metriche



N° Rif.	Cod. AS/BS	d	T	Pressione Interna		Pressione Esterna		Tenuta Stelo			Tenuta Pistone		
				E H11	C ±0.2	H +0.1 0	F h11	A f7	B H11	C ±0.2	B H8	A h11	C ±0.2
OR 159.1X8.4		159.1	8.4	175	11	7.25	160	160	175	11	175	160	11
OR 164.1X8.4		164.1	8.4	180	11	7.25	165	165	180	11	180	165	11
OR 169.1X8.4		169.1	8.4	185	11	7.25	170	170	185	11	185	170	11
OR 174.1X8.4		174.1	8.4	190	11	7.25	175	175	190	11	190	175	11
OR 179.1X8.4		179.1	8.4	195	11	7.25	180	180	195	11	195	180	11
OR 184.1X8.4		184.1	8.4	200	11	7.25	185	185	200	11	200	185	11
OR 189.1X8.4		189.1	8.4	205	11	7.25	190	190	205	11	205	190	11
OR 194.1X8.4		194.1	8.4	210	11	7.25	195	195	210	11	210	195	11
OR 199.1X8.4		199.1	8.4	215	11	7.25	200	200	215	11	215	200	11
OR 204.1X8.4		204.1	8.4	220	11	7.25	205	205	220	11	220	205	11
OR 209.1X8.4		209.1	8.4	225	11	7.25	210	210	225	11	225	210	11
OR 219.1X8.4		219.1	8.4	235	11	7.25	220	220	235	11	235	220	11
OR 229.1X8.4		229.1	8.4	245	11	7.25	230	230	245	11	245	230	11
OR 234.1X8.4		234.1	8.4	250	11	7.25	235	235	250	11	250	235	11
OR 239.1X8.4		239.1	8.4	255	11	7.25	240	240	255	11	255	240	11
OR 249.1X8.4		249.1	8.4	265	11	7.25	250	250	265	11	265	250	11

Metriche

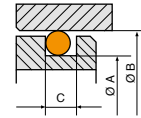
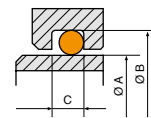
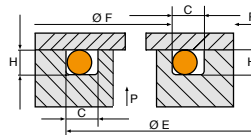
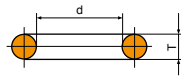
COR DA 1.0				C ±0.1					C ±0.1			C ±0.1	
OR 1.5X1		1.5	1.0	3.5	1.6	0.7	1.5	1.5	2.9	1.6	3.5	2.1	1.6
OR 1.8X1		1.8	1.0	3.8	1.6	0.7	1.8	1.8	3.2	1.6	3.8	2.4	1.6
OR 2X1		2.0	1.0	4.0	1.6	0.7	2.0	2.0	3.4	1.6	4.0	2.6	1.6
OR 2.5X1		2.5	1.0	4.5	1.6	0.7	2.5	2.5	3.9	1.6	4.5	3.1	1.6
OR 3X1		3.0	1.0	5.0	1.6	0.7	3.0	3.0	4.4	1.6	5.0	3.6	1.6
OR 3.5X1		3.5	1.0	5.5	1.6	0.7	3.5	3.5	4.9	1.6	5.5	4.1	1.6
OR 4X1		4.0	1.0	6.0	1.6	0.7	4.0	4.0	5.4	1.6	6.0	4.6	1.6
OR 4.5X1		4.5	1.0	6.5	1.6	0.7	4.5	4.5	5.9	1.6	6.5	5.1	1.6
OR 5X1		5.0	1.0	7.0	1.6	0.7	5.0	5.0	6.4	1.6	7.0	5.6	1.6
OR 5.5X1		5.5	1.0	7.5	1.6	0.7	5.5	5.5	6.9	1.6	7.5	6.1	1.6
OR 6X1		6.0	1.0	8.0	1.6	0.7	6.0	6.0	7.4	1.6	8.0	6.6	1.6
OR 6.5X1		6.5	1.0	8.5	1.6	0.7	6.5	6.5	7.9	1.6	8.5	7.1	1.6
OR 7X1		7.0	1.0	9.0	1.6	0.7	7.0	7.0	8.4	1.6	9.0	7.6	1.6
OR 7.5X1		7.5	1.0	9.5	1.6	0.7	7.5	7.5	8.9	1.6	9.5	8.1	1.6
OR 8X1		8.0	1.0	10.0	1.6	0.7	8.0	8.0	9.4	1.6	10.0	8.6	1.6
OR 8.5X1		8.5	1.0	10.5	1.6	0.7	8.5	8.5	9.9	1.6	10.5	9.1	1.6
OR 9X1		9.0	1.0	11.0	1.6	0.7	9.0	9.0	10.4	1.6	11.0	9.6	1.6
OR 9.5X1		9.5	1.0	11.5	1.6	0.7	9.5	9.5	10.9	1.6	11.5	10.1	1.6
OR 10X1		10.0	1.0	12.0	1.6	0.7	10.0	10.0	11.4	1.6	12.0	10.6	1.6
OR 10.5X1		10.5	1.0	12.5	1.6	0.7	10.5	10.5	11.9	1.6	12.5	11.1	1.6
OR 11X1		11.0	1.0	13.0	1.6	0.7	11.0	11.0	12.4	1.6	13.0	11.6	1.6
OR 11.5X1		11.5	1.0	13.5	1.6	0.7	11.5	11.5	12.9	1.6	13.5	12.1	1.6
OR 12X1		12.0	1.0	14.0	1.6	0.7	12.0	12.0	13.4	1.6	14.0	12.6	1.6
OR 12.5X1		12.5	1.0	14.5	1.6	0.7	12.5	12.5	13.9	1.6	14.5	13.1	1.6
OR 13X1		13.0	1.0	15.0	1.6	0.7	13.0	13.0	14.4	1.6	15.0	13.6	1.6
OR 13.5X1		13.5	1.0	15.5	1.6	0.7	13.5	13.5	14.9	1.6	15.5	14.1	1.6
OR 14X1		14.0	1.0	16.0	1.6	0.7	14.0	14.0	15.4	1.6	16.0	14.6	1.6
OR 14.5X1		14.5	1.0	16.5	1.6	0.7	14.5	14.5	15.9	1.6	16.5	15.1	1.6
OR 15X1		15.0	1.0	17.0	1.6	0.7	15.0	15.0	16.4	1.6	17.0	15.6	1.6
OR 15.5X1		15.5	1.0	17.5	1.6	0.7	15.5	15.5	16.9	1.6	17.5	16.1	1.6
OR 16X1		16.0	1.0	18.0	1.6	0.7	16.0	16.0	17.4	1.6	18.0	16.6	1.6
OR 16.5X1		16.5	1.0	18.5	1.6	0.7	16.5	16.5	17.9	1.6	18.5	17.1	1.6
OR 17X1		17.0	1.0	19.0	1.6	0.7	17.0	17.0	18.4	1.6	19.0	17.6	1.6
OR 17.5X1		17.5	1.0	19.5	1.6	0.7	17.5	17.5	18.9	1.6	19.5	18.1	1.6
OR 18X1		18.0	1.0	20.0	1.6	0.7	18.0	18.0	19.4	1.6	20.0	18.6	1.6
OR 18.5X1		18.5	1.0	20.5	1.6	0.7	18.5	18.5	19.9	1.6	20.5	19.1	1.6
OR 19X1		19.0	1.0	21.0	1.6	0.7	19.0	19.0	20.4	1.6	21.0	19.6	1.6
OR 19.5X1		19.5	1.0	21.5	1.6	0.7	19.5	19.5	20.9	1.6	21.5	20.1	1.6
OR 20X1		20.0	1.0	22.0	1.6	0.7	20.0	20.0	21.4	1.6	22.0	20.6	1.6
OR 21X1		21.0	1.0	23.0	1.6	0.7	21.0	21.0	22.4	1.6	23.0	21.6	1.6

◀ continua da pagina precedente

continua a pagina successiva ▶

tenuta statica

Metriche



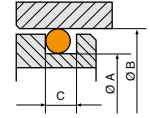
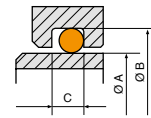
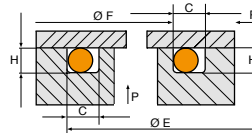
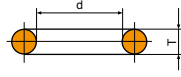
N° Rif.	Cod. AS/BS	d	T	Pressione Interna		Pressione Esterna		Tenuta Stelo			Tenuta Pistone		
				E H11	C ±0.1	H +0.1 0	F h11	A f7	B H11	C ±0.1	B H8	A h11	C ±0.1
OR 22X1		22.0	1.0	24.0	1.6	0.7	22.0	22.0	23.4	1.6	24.0	22.6	1.6
OR 23X1		23.0	1.0	25.0	1.6	0.7	23.0	23.0	24.4	1.6	25.0	23.6	1.6
OR 24X1		24.0	1.0	26.0	1.6	0.7	24.0	24.0	25.4	1.6	26.0	24.6	1.6
OR 25X1		25.0	1.0	27.0	1.6	0.7	25.0	25.0	26.4	1.6	27.0	25.6	1.6
OR 30X1		30.0	1.0	32.0	1.6	0.7	30.0	30.0	31.4	1.6	32.0	30.6	1.6
COR DA 1.5													
OR 1.5X1.5		1.5	1.5	4.5	2.2	1.1	1.5	1.5	3.7	2.2	4.5	2.3	2.2
OR 2X1.5		2.0	1.5	5.0	2.2	1.1	2.0	2.0	4.2	2.2	5.0	2.8	2.2
OR 2.5X1.5		2.5	1.5	5.5	2.2	1.1	2.5	2.5	4.7	2.2	5.5	3.3	2.2
OR 3X1.5		3.0	1.5	6.0	2.2	1.1	3.0	3.0	5.2	2.2	6.0	3.8	2.2
OR 3.5X1.5		3.5	1.5	6.5	2.2	1.1	3.5	3.5	5.7	2.2	6.5	4.3	2.2
OR 4X1.5		4.0	1.5	7.0	2.2	1.1	4.0	4.0	6.2	2.2	7.0	4.8	2.2
OR 4.5X1.5		4.5	1.5	7.5	2.2	1.1	4.5	4.5	6.7	2.2	7.5	5.3	2.2
OR 5X1.5		5.0	1.5	8.0	2.2	1.1	5.0	5.0	7.2	2.2	8.0	5.8	2.2
OR 5.5X1.5		5.5	1.5	8.5	2.2	1.1	5.5	5.5	7.7	2.2	8.5	6.3	2.2
OR 6X1.5		6.0	1.5	9.0	2.2	1.1	6.0	6.0	8.2	2.2	9.0	6.8	2.2
OR 6.5X1.5		6.5	1.5	9.5	2.2	1.1	6.5	6.5	8.7	2.2	9.5	7.3	2.2
OR 7X1.5		7.0	1.5	10.0	2.2	1.1	7.0	7.0	9.2	2.2	10.0	7.8	2.2
OR 7.5X1.5		7.5	1.5	10.5	2.2	1.1	7.5	7.5	9.7	2.2	10.5	8.3	2.2
OR 8X1.5		8.0	1.5	11.0	2.2	1.1	8.0	8.0	10.2	2.2	11.0	8.8	2.2
OR 8.5X1.5		8.5	1.5	11.5	2.2	1.1	8.5	8.5	10.7	2.2	11.5	9.3	2.2
OR 9X1.5		9.0	1.5	12.0	2.2	1.1	9.0	9.0	11.2	2.2	12.0	9.8	2.2
OR 9.5X1.5		9.5	1.5	12.5	2.2	1.1	9.5	9.5	11.7	2.2	12.5	10.3	2.2
OR 10X1.5		10.0	1.5	13.0	2.2	1.1	10.0	10.0	12.2	2.2	13.0	10.8	2.2
OR 10.5X1.5		10.5	1.5	13.5	2.2	1.1	10.5	10.5	12.7	2.2	13.5	11.3	2.2
OR 11X1.5		11.0	1.5	14.0	2.2	1.1	11.0	11.0	13.2	2.2	14.0	11.8	2.2
OR 11.5X1.5		11.5	1.5	14.5	2.2	1.1	11.5	11.5	13.7	2.2	14.5	12.3	2.2
OR 12X1.5		12.0	1.5	15.0	2.2	1.1	12.0	12.0	14.2	2.2	15.0	12.8	2.2
OR 12.5X1.5		12.5	1.5	15.5	2.2	1.1	12.5	12.5	14.7	2.2	15.5	13.3	2.2
OR 13X1.5		13.0	1.5	16.0	2.2	1.1	13.0	13.0	15.2	2.2	16.0	13.8	2.2
OR 13.5X1.5		13.5	1.5	16.5	2.2	1.1	13.5	13.5	15.7	2.2	16.5	14.3	2.2
OR 14X1.5		14.0	1.5	17.0	2.2	1.1	14.0	14.0	16.2	2.2	17.0	14.8	2.2
OR 14.5X1.5		14.5	1.5	17.5	2.2	1.1	14.5	14.5	16.7	2.2	17.5	15.3	2.2
OR 15X1.5		15.0	1.5	18.0	2.2	1.1	15.0	15.0	17.2	2.2	18.0	15.8	2.2
OR 15.5X1.5		15.5	1.5	18.5	2.2	1.1	15.5	15.5	17.7	2.2	18.5	16.3	2.2
OR 16X1.5		16.0	1.5	19.0	2.2	1.1	16.0	16.0	18.2	2.2	19.0	16.8	2.2
OR 16.5X1.5		16.5	1.5	19.5	2.2	1.1	16.5	16.5	18.7	2.2	19.5	17.3	2.2
OR 17X1.5		17.0	1.5	20.0	2.2	1.1	17.0	17.0	19.2	2.2	20.0	17.8	2.2
OR 17.5X1.5		17.5	1.5	20.5	2.2	1.1	17.5	17.5	19.7	2.2	20.5	18.3	2.2
OR 18X1.5		18.0	1.5	21.0	2.2	1.1	18.0	18.0	20.2	2.2	21.0	18.8	2.2
OR 18.5X1.5		18.5	1.5	21.5	2.2	1.1	18.5	18.5	20.7	2.2	21.5	19.3	2.2
OR 19X1.5		19.0	1.5	22.0	2.2	1.1	19.0	19.0	21.2	2.2	22.0	19.8	2.2
OR 19.5X1.5		19.5	1.5	22.5	2.2	1.1	19.5	19.5	21.7	2.2	22.5	20.3	2.2
OR 20X1.5		20.0	1.5	23.0	2.2	1.1	20.0	20.0	22.2	2.2	23.0	20.8	2.2
OR 20.5X1.5		20.5	1.5	23.5	2.2	1.1	20.5	20.5	22.7	2.2	23.5	21.3	2.2
OR 21X1.5		21.0	1.5	24.0	2.2	1.1	21.0	21.0	23.2	2.2	24.0	21.8	2.2
OR 21.5X1.5		21.5	1.5	24.5	2.2	1.1	21.5	21.5	23.7	2.2	24.5	22.3	2.2
OR 22X1.5		22.0	1.5	25.0	2.2	1.1	22.0	22.0	24.2	2.2	25.0	22.8	2.2
OR 22.5X1.5		22.5	1.5	25.5	2.2	1.1	22.5	22.5	24.7	2.2	25.5	23.3	2.2
OR 23X1.5		23.0	1.5	26.0	2.2	1.1	23.0	23.0	25.2	2.2	26.0	23.8	2.2
OR 23.5X1.5		23.5	1.5	26.5	2.2	1.1	23.5	23.5	25.7	2.2	26.5	24.3	2.2
OR 24X1.5		24.0	1.5	27.0	2.2	1.1	24.0	24.0	26.2	2.2	27.0	24.8	2.2
OR 24.5X1.5		24.5	1.5	27.5	2.2	1.1	24.5	24.5	26.7	2.2	27.5	25.3	2.2
OR 25X1.5		25.0	1.5	28.0	2.2	1.1	25.0	25.0	27.2	2.2	28.0	25.8	2.2
OR 26X1.5		26.0	1.5	29.0	2.2	1.1	26.0	26.0	28.2	2.2	29.0	26.8	2.2
OR 26.5X1.5		26.5	1.5	29.5	2.2	1.1	26.5	26.5	28.7	2.2	29.5	27.3	2.2
OR 27X1.5		27.0	1.5	30.0	2.2	1.1	27.0	27.0	29.2	2.2	30.0	27.8	2.2
OR 27.5X1.5		27.5	1.5	30.5	2.2	1.1	27.5	27.5	29.7	2.2	30.5	28.3	2.2
OR 28X1.5		28.0	1.5	31.0	2.2	1.1	28.0	28.0	30.2	2.2	31.0	28.8	2.2

◀ continua da pagina precedente

continua a pagina successiva ▶

tenuta statica

Metriche



tenuta statica

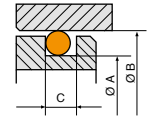
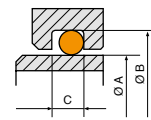
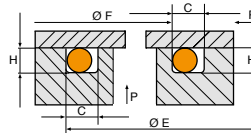
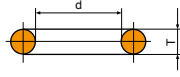
N° Rif.	Cod. AS/BS	d	T	Pressione Interna		Pressione Esterna		Tenuta Stelo			Tenuta Pistone		
				E H11	C ±0.1	H +0.1 0	F h11	A f7	B H11	C ±0.1	B H8	A h11	C ±0.1
OR 28.5X1.5		28.5	1.5	31.5	2.2	1.1	28.5	28.5	30.7	2.2	31.5	29.3	2.2
OR 290X1.5		29.0	1.5	32.0	2.2	1.1	29.0	29.0	31.2	2.2	32.0	29.8	2.2
OR 29.5X1.5		29.5	1.5	32.5	2.2	1.1	29.5	29.5	31.7	2.2	32.5	30.3	2.2
OR 30X1.5		30.0	1.5	33.0	2.2	1.1	30.0	30.0	32.2	2.2	33.0	30.8	2.2
OR 30.5X1.5		30.5	1.5	33.5	2.2	1.1	30.5	30.5	32.7	2.2	33.5	31.3	2.2
OR 31X1.5		31.0	1.5	34.0	2.2	1.1	31.0	31.0	33.2	2.2	34.0	31.8	2.2
OR 31.5X1.5		31.5	1.5	34.5	2.2	1.1	31.5	31.5	33.7	2.2	34.5	32.3	2.2
OR 32X1.5		32.0	1.5	35.0	2.2	1.1	32.0	32.0	34.2	2.2	35.0	32.8	2.2
OR 32.5X1.5		32.5	1.5	35.5	2.2	1.1	32.5	32.5	34.7	2.2	35.5	33.3	2.2
OR 33X1.5		33.0	1.5	36.0	2.2	1.1	33.0	33.0	35.2	2.2	36.0	33.8	2.2
OR 34X1.5		34.0	1.5	37.0	2.2	1.1	34.0	34.0	36.2	2.2	37.0	34.8	2.2
OR 35X1.5		35.0	1.5	38.0	2.2	1.1	35.0	35.0	37.2	2.2	38.0	35.8	2.2
OR 35.5X1.5		35.5	1.5	38.5	2.2	1.1	35.5	35.5	37.7	2.2	38.5	36.3	2.2
OR 36X1.5		36.0	1.5	39.0	2.2	1.1	36.0	36.0	38.2	2.2	39.0	36.8	2.2
OR 37X1.5		37.0	1.5	40.0	2.2	1.1	37.0	37.0	39.2	2.2	40.0	37.8	2.2
OR 38X1.5		38.0	1.5	41.0	2.2	1.1	38.0	38.0	40.2	2.2	41.0	38.8	2.2
OR 39X1.5		39.0	1.5	42.0	2.2	1.1	39.0	39.0	41.2	2.2	42.0	39.8	2.2
OR 39.5X1.5		39.5	1.5	42.5	2.2	1.1	39.5	39.5	41.7	2.2	42.5	40.3	2.2
OR 40X1.5		40.0	1.5	43.0	2.2	1.1	40.0	40.0	42.2	2.2	43.0	40.8	2.2
OR 41X1.5		41.0	1.5	44.0	2.2	1.1	41.0	41.0	43.2	2.2	44.0	41.8	2.2
OR 42X1.5		42.0	1.5	45.0	2.2	1.1	42.0	42.0	44.2	2.2	45.0	42.8	2.2
OR 43X1.5		43.0	1.5	46.0	2.2	1.1	43.0	43.0	45.2	2.2	46.0	43.8	2.2
OR 44X1.5		44.0	1.5	47.0	2.2	1.1	44.0	44.0	46.2	2.2	47.0	44.8	2.2
OR 45X1.5		45.0	1.5	48.0	2.2	1.1	45.0	45.0	47.2	2.2	48.0	45.8	2.2
OR 46X1.5		46.0	1.5	49.0	2.2	1.1	46.0	46.0	48.2	2.2	49.0	46.8	2.2
OR 47X1.5		47.0	1.5	50.0	2.2	1.1	47.0	47.0	49.2	2.2	50.0	47.8	2.2
OR 48X1.5		48.0	1.5	51.0	2.2	1.1	48.0	48.0	50.2	2.2	51.0	48.8	2.2
OR 49X1.5		49.0	1.5	52.0	2.2	1.1	49.0	49.0	51.2	2.2	52.0	49.8	2.2
OR 50X1.5		50.0	1.5	53.0	2.2	1.1	50.0	50.0	52.2	2.2	53.0	50.8	2.2
OR 52X1.5		52.0	1.5	55.0	2.2	1.1	52.0	52.0	54.2	2.2	55.0	52.8	2.2
OR 53X1.5		53.0	1.5	56.0	2.2	1.1	53.0	53.0	55.2	2.2	56.0	53.8	2.2
OR 54X1.5		54.0	1.5	57.0	2.2	1.1	54.0	54.0	56.2	2.2	57.0	54.8	2.2
OR 55X1.5		55.0	1.5	58.0	2.2	1.1	55.0	55.0	57.2	2.2	58.0	55.8	2.2
OR 56X1.5		56.0	1.5	59.0	2.2	1.1	56.0	56.0	58.2	2.2	59.0	56.8	2.2
OR 57X1.5		57.0	1.5	60.0	2.2	1.1	57.0	57.0	59.2	2.2	60.0	57.8	2.2
OR 58X1.5		58.0	1.5	61.0	2.2	1.1	58.0	58.0	60.2	2.2	61.0	58.8	2.2
OR 59X1.5		59.0	1.5	62.0	2.2	1.1	59.0	59.0	61.2	2.2	62.0	59.8	2.2
OR 60X1.5		60.0	1.5	63.0	2.2	1.1	60.0	60.0	62.2	2.2	63.0	60.8	2.2
OR 61X1.5		61.0	1.5	64.0	2.2	1.1	61.0	61.0	63.2	2.2	64.0	61.8	2.2
OR 62X1.5		62.0	1.5	65.0	2.2	1.1	62.0	62.0	64.2	2.2	65.0	62.8	2.2
OR 63X1.5		63.0	1.5	66.0	2.2	1.1	63.0	63.0	65.2	2.2	66.0	63.8	2.2
OR 64X1.5		64.0	1.5	67.0	2.2	1.1	64.0	64.0	66.2	2.2	67.0	64.8	2.2
OR 65X1.5		65.0	1.5	68.0	2.2	1.1	65.0	65.0	67.2	2.2	68.0	65.8	2.2
OR 66X1.5		66.0	1.5	69.0	2.2	1.1	66.0	66.0	68.2	2.2	69.0	66.8	2.2
OR 67X1.5		67.0	1.5	70.0	2.2	1.1	67.0	67.0	69.2	2.2	70.0	67.8	2.2
OR 68X1.5		68.0	1.5	71.0	2.2	1.1	68.0	68.0	70.2	2.2	71.0	68.8	2.2
OR 69X1.5		69.0	1.5	72.0	2.2	1.1	69.0	69.0	71.2	2.2	72.0	69.8	2.2
OR 70X1.5		70.0	1.5	73.0	2.2	1.1	70.0	70.0	72.2	2.2	73.0	70.8	2.2
OR 71X1.5		71.0	1.5	74.0	2.2	1.1	71.0	71.0	73.2	2.2	74.0	71.8	2.2
OR 72X1.5		72.0	1.5	75.0	2.2	1.1	72.0	72.0	74.2	2.2	75.0	72.8	2.2
OR 74X1.5		74.0	1.5	77.0	2.2	1.1	74.0	74.0	76.2	2.2	77.0	74.8	2.2
OR 750X1.5		75.0	1.5	78.0	2.2	1.1	75.0	75.0	77.2	2.2	78.0	75.8	2.2
OR 76X1.5		76.0	1.5	79.0	2.2	1.1	76.0	76.0	78.2	2.2	79.0	76.8	2.2
OR 77X1.5		77.0	1.5	80.0	2.2	1.1	77.0	77.0	79.2	2.2	80.0	77.8	2.2
OR 80X1.5		80.0	1.5	83.0	2.2	1.1	80.0	80.0	82.2	2.2	83.0	80.8	2.2
OR 81X1.5		81.0	1.5	84.0	2.2	1.1	81.0	81.0	83.2	2.2	84.0	81.8	2.2
OR 82X1.5		82.0	1.5	85.0	2.2	1.1	82.0	82.0	84.2	2.2	85.0	82.8	2.2
OR 83X1.5		83.0	1.5	86.0	2.2	1.1	83.0	83.0	85.2	2.2	86.0	83.8	2.2
OR 84X1.5		84.0	1.5	87.0	2.2	1.1	84.0	84.0	86.2	2.2	87.0	84.8	2.2
OR 850X1.5		85.0	1.5	88.0	2.2	1.1	85.0	85.0	87.2	2.2	88.0	85.5	2.2

◀ continua da pagina precedente

continua a pagina successiva ▶

tenuta statica

Metriche



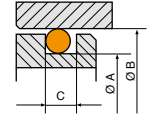
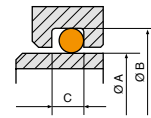
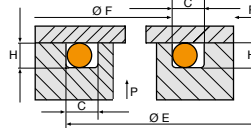
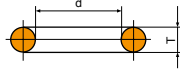
N° Rif.	Cod. AS/BS	d	T	Pressione Interna		Pressione Esterna		Tenuta Stelo			Tenuta Pistone		
				E H11	C ±0.1	H +0.1/0	F h11	A f7	B H11	C ±0.1	B H8	A h11	C ±0.1
OR 86X1.5		86.0	1.5	89.0	2.2	1.1	86.0	86.0	88.2	2.2	89.0	86.8	2.2
OR 87X1.5		87.0	1.5	90.0	2.2	1.1	87.0	87.0	89.2	2.2	90.0	87.8	2.2
OR 88X1.5		88.0	1.5	91.0	2.2	1.1	88.0	88.0	90.2	2.2	91.0	88.8	2.2
OR 89X1.5		89.0	1.5	92.0	2.2	1.1	89.0	89.0	91.2	2.2	92.0	89.8	2.2
OR 90X1.5		90.0	1.5	93.0	2.2	1.1	90.0	90.0	92.2	2.2	93.0	90.8	2.2
OR 91X1.5		91.0	1.5	94.0	2.2	1.1	91.0	91.0	93.2	2.2	94.0	91.8	2.2
OR 920X1.5		92.0	1.5	95.0	2.2	1.1	92.0	92.0	94.2	2.2	95.0	82.8	2.2
OR 94X1.5		94.0	1.5	97.0	2.2	1.1	94.0	94.0	96.2	2.2	97.0	94.8	2.2
OR 95X1.5		95.0	1.5	98.0	2.2	1.1	95.0	95.0	97.2	2.2	98.0	95.8	2.2
OR 96X1.5		96.0	1.5	99.0	2.2	1.1	96.0	96.0	98.2	2.2	99.0	96.8	2.2
OR 98X1.5		98.0	1.5	101.0	2.2	1.1	98.0	98.0	100.2	2.2	101.0	98.8	2.2
OR 99X1.5		99.0	1.5	102.0	2.2	1.1	99.0	99.0	101.2	2.2	102.0	99.8	2.2
OR 100X1.5		100.0	1.5	103.0	2.2	1.1	100.0	100.0	102.2	2.2	103.0	100.8	2.2
COR DA 2.0													
OR 2.5x2		2.5	2.0	6.5	2.6	1.6	2.5	2.5	5.7	2.6	6.5	3.3	2.6
OR 3x2		3.0	2.0	7.0	2.6	1.6	3.0	3.0	6.2	2.6	7.0	3.8	2.6
OR 3.5x2		3.5	2.0	7.5	2.6	1.6	3.5	3.5	6.7	2.6	7.5	4.3	2.6
OR 4x2		4.0	2.0	8.0	2.6	1.6	4.0	4.0	7.2	2.6	8.0	4.8	2.6
OR 4.5x2		4.5	2.0	8.5	2.6	1.6	4.5	4.5	7.7	2.6	8.5	5.3	2.6
OR 5x2		5.0	2.0	9.0	2.6	1.6	5.0	5.0	8.2	2.6	9.0	5.8	2.6
OR 5.5x2		5.5	2.0	9.5	2.6	1.6	5.5	5.5	8.7	2.6	9.5	6.3	2.6
OR 6x2		6.0	2.0	10.0	2.6	1.6	6.0	6.0	9.2	2.6	10.0	6.8	2.6
OR 6.5x2		6.5	2.0	10.5	2.6	1.6	6.5	6.5	9.7	2.6	10.5	7.3	2.6
OR 7x2		7.0	2.0	11.0	2.6	1.6	7.0	7.0	10.2	2.6	11.0	7.8	2.6
OR 7.5x2		7.5	2.0	11.5	2.6	1.6	7.5	7.5	10.7	2.6	11.5	8.3	2.6
OR 8x2		8.0	2.0	12.0	2.6	1.6	8.0	8.0	11.2	2.6	12.0	8.8	2.6
OR 8.5x2		8.5	2.0	12.5	2.6	1.6	8.5	8.5	11.7	2.6	12.5	9.3	2.6
OR 9x2		9.0	2.0	13.0	2.6	1.6	9.0	9.0	12.2	2.6	13.0	9.8	2.6
OR 9.5x2		9.5	2.0	13.5	2.6	1.6	9.5	9.5	12.7	2.6	13.5	10.3	2.6
OR 10x2		10.0	2.0	14.0	2.6	1.6	10.0	10.0	13.2	2.6	14.0	10.8	2.6
OR 10.5x2		10.5	2.0	14.5	2.6	1.6	10.5	10.5	13.7	2.6	14.5	11.3	2.6
OR 11x2		11.0	2.0	15.0	2.6	1.6	11.0	11.0	14.2	2.6	15.0	11.8	2.6
OR 11.5x2		11.5	2.0	15.5	2.6	1.6	11.5	11.5	14.7	2.6	15.5	12.3	2.6
OR 12x2		12.0	2.0	16.0	2.6	1.6	12.0	12.0	15.2	2.6	16.0	12.8	2.6
OR 12.5x2		12.5	2.0	16.5	2.6	1.6	12.5	12.5	15.7	2.6	16.5	13.3	2.6
OR 13x2		13.0	2.0	17.0	2.6	1.6	13.0	13.0	16.2	2.6	17.0	13.8	2.6
OR 13.5x2		13.5	2.0	17.5	2.6	1.6	13.5	13.5	16.7	2.6	17.5	14.3	2.6
OR 14x2		14.0	2.0	18.0	2.6	1.6	14.0	14.0	17.2	2.6	18.0	14.8	2.6
OR 14.5x2		14.5	2.0	18.5	2.6	1.6	14.5	14.5	17.7	2.6	18.5	15.3	2.6
OR 15x2		15.0	2.0	19.0	2.6	1.6	15.0	15.0	18.2	2.6	19.0	15.8	2.6
OR 15.5x2		15.5	2.0	19.5	2.6	1.6	15.5	15.5	18.7	2.6	19.5	16.3	2.6
OR 16x2		16.0	2.0	20.0	2.6	1.6	16.0	16.0	19.2	2.6	20.0	16.8	2.6
OR 16.5x2		16.5	2.0	20.5	2.6	1.6	16.5	16.5	19.7	2.6	20.5	17.3	2.6
OR 17x2		17.0	2.0	21.0	2.6	1.6	17.0	17.0	20.2	2.6	21.0	17.8	2.6
OR 17.5x2		17.5	2.0	21.5	2.6	1.6	17.5	17.5	20.7	2.6	21.5	18.3	2.6
OR 18x2		18.0	2.0	22.0	2.6	1.6	18.0	18.0	21.2	2.6	22.0	18.8	2.6
OR 18.5x2		18.5	2.0	22.5	2.6	1.6	18.5	18.5	21.7	2.6	22.5	19.3	2.6
OR 19x2		19.0	2.0	23.0	2.6	1.6	19.0	19.0	22.2	2.6	23.0	19.8	2.6
OR 19.5x2		19.5	2.0	23.5	2.6	1.6	19.5	19.5	22.7	2.6	23.5	20.3	2.6
OR 20x2		20.0	2.0	24.0	2.6	1.6	20.0	20.0	23.2	2.6	24.0	20.8	2.6
OR 20.5x2		20.5	2.0	24.5	2.6	1.6	20.5	20.5	23.7	2.6	24.5	21.3	2.6
OR 21x2		21.0	2.0	25.0	2.6	1.6	21.0	21.0	24.2	2.6	25.0	21.8	2.6
OR 21.5x2		21.5	2.0	25.5	2.6	1.6	21.5	21.5	24.7	2.6	25.5	22.3	2.6
OR 22x2		22.0	2.0	26.0	2.6	1.6	22.0	22.0	25.2	2.6	26.0	22.8	2.6
OR 22.5x2		22.5	2.0	26.5	2.6	1.6	22.5	22.5	25.7	2.6	26.5	23.3	2.6
OR 23x2		23.0	2.0	27.0	2.6	1.6	23.0	23.0	26.2	2.6	27.0	23.8	2.6
OR 23.5x2		23.5	2.0	27.5	2.6	1.6	23.5	23.5	26.7	2.6	27.5	24.3	2.6
OR 24x2		24.0	2.0	28.0	2.6	1.6	24.0	24.0	27.2	2.6	28.0	24.8	2.6
OR 24.5x2		24.5	2.0	28.5	2.6	1.6	24.5	24.5	27.7	2.6	28.5	25.3	2.6

◀ continua da pagina precedente

continua a pagina successiva ▶

tenuta statica

Metriche



tenuta statica

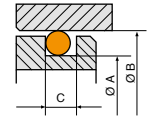
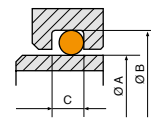
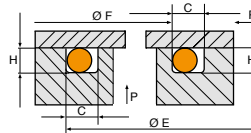
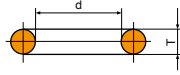
N° Rif.	Cod. AS/BS	d	T	Pressione Interna		Pressione Esterna		Tenuta Stelo			Tenuta Pistone		
				E H11	C ±0.1	H +0.1 0	F h11	A f7	B H11	C ±0.1	B H8	A h11	C ±0.1
OR 25X2		25.0	2.0	29.0	2.6	1.6	25.0	25.0	28.2	2.6	29.0	25.8	2.6
OR 25.5X2		25.5	2.0	29.5	2.6	1.6	25.5	25.5	28.7	2.6	29.5	26.3	2.6
OR 26X2		26.0	2.0	30.0	2.6	1.6	26.0	26.0	29.2	2.6	30.0	26.8	2.6
OR 26.5X2		26.5	2.0	30.5	2.6	1.6	26.5	26.5	29.7	2.6	30.5	27.3	2.6
OR 27X2		27.0	2.0	31.0	2.6	1.6	27.0	27.0	30.2	2.6	31.0	27.8	2.6
OR 27.5X2		27.5	2.0	31.5	2.6	1.6	27.5	27.5	30.7	2.6	31.5	28.3	2.6
OR 28X2		28.0	2.0	32.0	2.6	1.6	28.0	28.0	31.2	2.6	32.0	28.8	2.6
OR 29X2		29.0	2.0	33.0	2.6	1.6	29.0	29.0	32.2	2.6	33.0	29.8	2.6
OR 30X2		30.0	2.0	34.0	2.6	1.6	30.0	30.0	33.2	2.6	34.0	30.8	2.6
OR 31X2		31.0	2.0	35.0	2.6	1.6	31.0	31.0	34.2	2.6	35.0	31.8	2.6
OR 32X2		32.0	2.0	36.0	2.6	1.6	32.0	32.0	35.2	2.6	36.0	32.8	2.6
OR 33X2		33.0	2.0	37.0	2.6	1.6	33.0	33.0	36.2	2.6	37.0	33.8	2.6
OR 34X2		34.0	2.0	38.0	2.6	1.6	34.0	34.0	37.2	2.6	38.0	34.8	2.6
OR 35X2		35.0	2.0	39.0	2.6	1.6	35.0	35.0	38.2	2.6	39.0	35.8	2.6
OR 36X2		36.0	2.0	40.0	2.6	1.6	36.0	36.0	39.2	2.6	40.0	36.8	2.6
OR 37X2		37.0	2.0	41.0	2.6	1.6	37.0	37.0	40.2	2.6	41.0	37.8	2.6
OR 38X2		38.0	2.0	42.0	2.6	1.6	38.0	38.0	41.2	2.6	42.0	38.8	2.6
OR 39X2		39.0	2.0	43.0	2.6	1.6	39.0	39.0	42.2	2.6	43.0	39.8	2.6
OR 40X2		40.0	2.0	44.0	2.6	1.6	40.0	40.0	43.2	2.6	44.0	40.8	2.6
OR 41X2		41.0	2.0	45.0	2.6	1.6	41.0	41.0	44.2	2.6	45.0	41.8	2.6
OR 42X2		42.0	2.0	46.0	2.6	1.6	42.0	42.0	45.2	2.6	46.0	42.8	2.6
OR 43X2		43.0	2.0	47.0	2.6	1.6	43.0	43.0	46.2	2.6	47.0	43.8	2.6
OR 44X2		44.0	2.0	48.0	2.6	1.6	44.0	44.0	47.2	2.6	48.0	44.8	2.6
OR 45X2		45.0	2.0	49.0	2.6	1.6	45.0	45.0	48.2	2.6	49.0	45.8	2.6
OR 46X2		46.0	2.0	50.0	2.6	1.6	46.0	46.0	49.2	2.6	50.0	46.8	2.6
OR 47X2		47.0	2.0	51.0	2.6	1.6	47.0	47.0	50.2	2.6	51.0	47.8	2.6
OR 48X2		48.0	2.0	52.0	2.6	1.6	48.0	48.0	51.2	2.6	52.0	48.8	2.6
OR 49X2		49.0	2.0	53.0	2.6	1.6	49.0	49.0	52.2	2.6	53.0	49.8	2.6
OR 50X2		50.0	2.0	54.0	2.6	1.6	50.0	50.0	53.2	2.6	54.0	50.8	2.6
OR 51X2		51.0	2.0	55.0	2.6	1.6	51.0	51.0	54.2	2.6	55.0	51.8	2.6
OR 52X2		52.0	2.0	56.0	2.6	1.6	52.0	52.0	55.2	2.6	56.0	52.8	2.6
OR 53X2		53.0	2.0	57.0	2.6	1.6	53.0	53.0	56.2	2.6	57.0	53.8	2.6
OR 54X2		54.0	2.0	58.0	2.6	1.6	54.0	54.0	57.2	2.6	58.0	54.8	2.6
OR 55X2		55.0	2.0	59.0	2.6	1.6	55.0	55.0	58.2	2.6	59.0	55.8	2.6
OR 56X2		56.0	2.0	60.0	2.6	1.6	56.0	56.0	59.2	2.6	60.0	56.8	2.6
OR 57X2		57.0	2.0	61.0	2.6	1.6	57.0	57.0	60.2	2.6	61.0	57.8	2.6
OR 58X2		58.0	2.0	62.0	2.6	1.6	58.0	58.0	61.2	2.6	62.0	58.8	2.6
OR 59X2		59.0	2.0	63.0	2.6	1.6	59.0	59.0	62.2	2.6	63.0	59.8	2.6
OR 60X2		60.0	2.0	64.0	2.6	1.6	60.0	60.0	63.2	2.6	64.0	60.8	2.6
OR 61X2		61.0	2.0	65.0	2.6	1.6	61.0	61.0	64.2	2.6	65.0	61.8	2.6
OR 62X2		62.0	2.0	66.0	2.6	1.6	62.0	62.0	65.2	2.6	66.0	62.8	2.6
OR 63X2		63.0	2.0	67.0	2.6	1.6	63.0	63.0	66.2	2.6	67.0	63.8	2.6
OR 64X2		64.0	2.0	68.0	2.6	1.6	64.0	64.0	67.2	2.6	68.0	64.8	2.6
OR 65X2		65.0	2.0	69.0	2.6	1.6	65.0	65.0	68.2	2.6	69.0	65.8	2.6
OR 66X2		66.0	2.0	70.0	2.6	1.6	66.0	66.0	69.2	2.6	70.0	66.8	2.6
OR 67X2		67.0	2.0	71.0	2.6	1.6	67.0	67.0	70.2	2.6	71.0	67.8	2.6
OR 68X2		68.0	2.0	72.0	2.6	1.6	68.0	68.0	71.2	2.6	72.0	68.8	2.6
OR 69X2		69.0	2.0	73.0	2.6	1.6	69.0	69.0	72.2	2.6	73.0	69.8	2.6
OR 70X2		70.0	2.0	74.0	2.6	1.6	70.0	70.0	73.2	2.6	74.0	70.8	2.6
OR 71X2		71.0	2.0	75.0	2.6	1.6	71.0	71.0	74.2	2.6	75.0	71.8	2.6
OR 72X2		72.0	2.0	76.0	2.6	1.6	72.0	72.0	75.2	2.6	76.0	72.8	2.6
OR 73X2		73.0	2.0	77.0	2.6	1.6	73.0	73.0	76.2	2.6	77.0	73.8	2.6
OR 74X2		74.0	2.0	78.0	2.6	1.6	74.0	74.0	77.2	2.6	78.0	74.8	2.6
OR 75X2		75.0	2.0	79.0	2.6	1.6	75.0	75.0	78.2	2.6	79.0	75.8	2.6
OR 76X2		76.0	2.0	80.0	2.6	1.6	76.0	76.0	79.2	2.6	80.0	76.8	2.6
OR 77X2		77.0	2.0	81.0	2.6	1.6	77.0	77.0	80.2	2.6	81.0	77.8	2.6
OR 78X2		78.0	2.0	82.0	2.6	1.6	78.0	78.0	81.2	2.6	82.0	78.8	2.6
OR 79X2		79.0	2.0	83.0	2.6	1.6	79.0	79.0	82.2	2.6	83.0	79.8	2.6
OR 80X2		80.0	2.0	84.0	2.6	1.6	80.0	80.0	83.2	2.6	84.0	80.8	2.6
OR 81X2		81.0	2.0	85.0	2.6	1.6	81.0	81.0	84.2	2.6	85.0	81.8	2.6

◀ continua da pagina precedente

continua a pagina successiva ▶

tenuta statica

Metriche



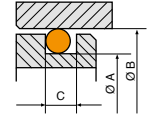
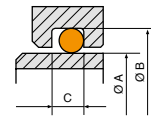
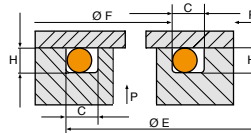
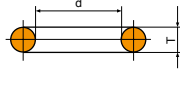
N° Rif.	Cod. AS/BS	d	T	Pressione Interna		Pressione Esterna		Tenuta Stelo			Tenuta Pistone		
				E H11	C ±0.1	H +0.1 0	F h11	A f7	B H11	C ±0.1	B H8	A h11	C ±0.1
OR 82X2		82.0	2.0	86.0	2.6	1.6	82.0	82.0	85.2	2.6	86.0	82.8	2.6
OR 83X2		83.0	2.0	87.0	2.6	1.6	83.0	83.0	86.2	2.6	87.0	83.8	2.6
OR 84X2		84.0	2.0	88.0	2.6	1.6	84.0	84.0	87.2	2.6	88.0	84.8	2.6
OR 85X2		85.0	2.0	89.0	2.6	1.6	85.0	85.0	88.2	2.6	89.0	85.8	2.6
OR 86X2		86.0	2.0	90.0	2.6	1.6	86.0	86.0	89.2	2.6	90.0	86.8	2.6
OR 87X2		87.0	2.0	91.0	2.6	1.6	87.0	87.0	90.2	2.6	91.0	87.8	2.6
OR 88X2		88.0	2.0	92.0	2.6	1.6	88.0	88.0	91.2	2.6	92.0	88.8	2.6
OR 89X2		89.0	2.0	93.0	2.6	1.6	89.0	89.0	92.2	2.6	93.0	89.8	2.6
OR 90X2		90.0	2.0	94.0	2.6	1.6	90.0	90.0	93.2	2.6	94.0	90.8	2.6
OR 91X2		91.0	2.0	95.0	2.6	1.6	91.0	91.0	94.2	2.6	95.0	91.8	2.6
OR 92X2		92.0	2.0	96.0	2.6	1.6	92.0	92.0	95.2	2.6	96.0	92.8	2.6
OR 93X2		93.0	2.0	97.0	2.6	1.6	93.0	93.0	96.2	2.6	97.0	93.8	2.6
OR 94X2		94.0	2.0	98.0	2.6	1.6	94.0	94.0	97.2	2.6	98.0	94.8	2.6
OR 95X2		95.0	2.0	99.0	2.6	1.6	95.0	95.0	98.2	2.6	99.0	95.8	2.6
OR 96X2		96.0	2.0	100.0	2.6	1.6	96.0	96.0	99.2	2.6	100.0	96.8	2.6
OR 97X2		97.0	2.0	101.0	2.6	1.6	97.0	97.0	100.2	2.6	101.0	97.8	2.6
OR 98X2		98.0	2.0	102.0	2.6	1.6	98.0	98.0	101.2	2.6	102.0	98.8	2.6
OR 99X2		99.0	2.0	103.0	2.6	1.6	99.0	99.0	102.2	2.6	103.0	99.8	2.6
OR 100X2		100.0	2.0	104.0	2.6	1.6	100.0	100.0	103.2	2.6	104.0	100.8	2.6
COR DA 2.5													
OR 4X2.5		4.0	2.5	9.0	3.3	1.9	4.0	4.0	8.0	3.3	9.0	5.0	3.3
OR 4.5X2.5		4.5	2.5	9.5	3.3	1.9	4.5	4.5	8.5	3.3	9.5	5.5	3.3
OR 5X2.5		5.0	2.5	10.0	3.3	1.9	5.0	5.0	9.0	3.3	10.0	6.0	3.3
OR 5.5X2.5		5.5	2.5	10.5	3.3	1.9	5.5	5.5	9.5	3.3	10.5	6.5	3.3
OR 6X2.5		6.0	2.5	11.0	3.3	1.9	6.0	6.0	10.0	3.3	11.0	7.0	3.3
OR 6.5X2.5		6.5	2.5	11.5	3.3	1.9	6.5	6.5	10.5	3.3	11.5	7.5	3.3
OR 7X2.5		7.0	2.5	12.0	3.3	1.9	7.0	7.0	11.0	3.3	12.0	8.0	3.3
OR 7.5X2.5		7.5	2.5	12.5	3.3	1.9	7.5	7.5	11.5	3.3	12.5	8.5	3.3
OR 8X2.5		8.0	2.5	13.0	3.3	1.9	8.0	8.0	12.0	3.3	13.0	9.0	3.3
OR 8.5X2.5		8.5	2.5	13.5	3.3	1.9	8.5	8.5	12.5	3.3	13.5	9.5	3.3
OR 9X2.5		9.0	2.5	14.0	3.3	1.9	9.0	9.0	13.0	3.3	14.0	10.0	3.3
OR 9.5X2.5		9.5	2.5	14.5	3.3	1.9	9.5	9.5	13.5	3.3	14.5	10.5	3.3
OR 10X2.5		10.0	2.5	15.0	3.3	1.9	10.0	10.0	14.0	3.3	15.0	11.0	3.3
OR 10.5X2.5		10.5	2.5	15.5	3.3	1.9	10.5	10.5	14.5	3.3	15.5	11.5	3.3
OR 11X2.5		11.0	2.5	16.0	3.3	1.9	11.0	11.0	15.0	3.3	16.0	12.0	3.3
OR 11.5X2.5		11.5	2.5	16.5	3.3	1.9	11.5	11.5	15.5	3.3	16.5	12.5	3.3
OR 12X2.5		12.0	2.5	17.0	3.3	1.9	12.0	12.0	16.0	3.3	17.0	13.0	3.3
OR 12.5X2.5		12.5	2.5	17.5	3.3	1.9	12.5	12.5	16.5	3.3	17.5	13.5	3.3
OR 13X2.5		13.0	2.5	18.0	3.3	1.9	13.0	13.0	17.0	3.3	18.0	14.0	3.3
OR 13.5X2.5		13.5	2.5	18.5	3.3	1.9	13.5	13.5	17.5	3.3	18.5	14.5	3.3
OR 14X2.5		14.0	2.5	19.0	3.3	1.9	14.0	14.0	18.0	3.3	19.0	15.0	3.3
OR 14.5X2.5		14.5	2.5	19.5	3.3	1.9	14.5	14.5	18.5	3.3	19.5	15.5	3.3
OR 15X2.5		15.0	2.5	20.0	3.3	1.9	15.0	15.0	19.0	3.3	20.0	16.0	3.3
OR 15.5X2.5		15.5	2.5	20.5	3.3	1.9	15.5	15.5	19.5	3.3	20.5	16.5	3.3
OR 16X2.5		16.0	2.5	21.0	3.3	1.9	16.0	16.0	20.0	3.3	21.0	17.0	3.3
OR 16.5X2.5		16.5	2.5	21.5	3.3	1.9	16.5	16.5	20.5	3.3	21.5	17.5	3.3
OR 17X2.5		17.0	2.5	22.0	3.3	1.9	17.0	17.0	21.0	3.3	22.0	18.0	3.3
OR 17.5X2.5		17.5	2.5	22.5	3.3	1.9	17.5	17.5	21.5	3.3	22.5	18.5	3.3
OR 18X2.5		18.0	2.5	23.0	3.3	1.9	18.0	18.0	22.0	3.3	23.0	19.0	3.3
OR 18.5X2.5		18.5	2.5	23.5	3.3	1.9	18.5	18.5	22.5	3.3	23.5	19.5	3.3
OR 19X2.5		19.0	2.5	24.0	3.3	1.9	19.0	19.0	23.0	3.3	24.0	20.0	3.3
OR 19.5X2.5		19.5	2.5	24.5	3.3	1.9	19.5	19.5	23.5	3.3	24.5	20.5	3.3
OR 20X2.5		20.0	2.5	25.0	3.3	1.9	20.0	20.0	24.0	3.3	25.0	21.0	3.3
OR 20.5X2.5		20.5	2.5	25.5	3.3	1.9	20.5	20.5	24.5	3.3	25.5	21.5	3.3
OR 21X2.5		21.0	2.5	26.0	3.3	1.9	21.0	21.0	25.0	3.3	26.0	22.0	3.3
OR 21.5X2.5		21.5	2.5	26.5	3.3	1.9	21.5	21.5	25.5	3.3	26.5	22.5	3.3
OR 22X2.5		22.0	2.5	27.0	3.3	1.9	22.0	22.0	26.0	3.3	27.0	23.0	3.3
OR 22.5X2.5		22.5	2.5	27.5	3.3	1.9	22.5	22.5	26.5	3.3	27.5	23.5	3.3
OR 23X2.5		23.0	2.5	28.0	3.3	1.9	23.0	23.0	27.0	3.3	28.0	24.0	3.3

◀ continua da pagina precedente

continua a pagina successiva ▶

tenuta statica

Metriche



tenuta statica

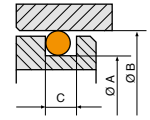
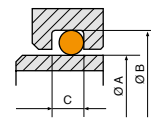
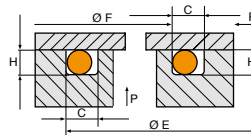
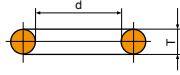
N° Rif.	Cod. AS/BS	d	T	Pressione Interna		Pressione Esterna		Tenuta Stelo			Tenuta Pistone		
				E H11	C ±0.1	H +0.1 0	F h11	A f7	B H11	C ±0.1	B H8	A h11	C ±0.1
OR 23.5X2.5		23.5	2.5	28.5	3.3	1.9	23.5	23.5	27.5	3.3	28.5	24.5	3.3
OR 24X2.5		24.0	2.5	29.0	3.3	1.9	24.0	24.0	28.0	3.3	29.0	25.0	3.3
OR 24.5X2.5		24.5	2.5	29.5	3.3	1.9	24.5	24.5	28.5	3.3	29.5	25.5	3.3
OR 25X2.5		25.0	2.5	30.0	3.3	1.9	25.0	25.0	29.0	3.3	30.0	26.0	3.3
OR 26X2.5		26.0	2.5	31.0	3.3	1.9	26.0	26.0	30.0	3.3	31.0	27.0	3.3
OR 27X2.5		27.0	2.5	32.0	3.3	1.9	27.0	27.0	31.0	3.3	32.0	28.0	3.3
OR 27.5X2.5		27.5	2.5	32.5	3.3	1.9	27.5	27.5	31.5	3.3	32.5	28.5	3.3
OR 28X2.5		28.0	2.5	33.0	3.3	1.9	28.0	28.0	32.0	3.3	33.0	29.0	3.3
OR 29X2.5		29.0	2.5	34.0	3.3	1.9	29.0	29.0	33.0	3.3	34.0	30.0	3.3
OR 29.5X2.5		29.5	2.5	34.5	3.3	1.9	29.5	29.5	33.5	3.3	34.5	30.5	3.3
OR 30X2.5		30.0	2.5	35.0	3.3	1.9	30.0	30.0	34.0	3.3	35.0	31.0	3.3
OR 31X2.5		31.0	2.5	36.0	3.3	1.9	31.0	31.0	35.0	3.3	36.0	32.0	3.3
OR 32X2.5		32.0	2.5	37.0	3.3	1.9	32.0	32.0	36.0	3.3	37.0	33.0	3.3
OR 33X2.5		33.0	2.5	38.0	3.3	1.9	33.0	33.0	37.0	3.3	38.0	34.0	3.3
OR 34X2.5		34.0	2.5	39.0	3.3	1.9	34.0	34.0	38.0	3.3	39.0	35.0	3.3
OR 35X2.5		35.0	2.5	40.0	3.3	1.9	35.0	35.0	39.0	3.3	40.0	36.0	3.3
OR 36X2.5		36.0	2.5	41.0	3.3	1.9	36.0	36.0	40.0	3.3	41.0	37.0	3.3
OR 37X2.5		37.0	2.5	42.0	3.3	1.9	37.0	37.0	41.0	3.3	42.0	38.0	3.3
OR 38X2.5		38.0	2.5	43.0	3.3	1.9	38.0	38.0	42.0	3.3	43.0	39.0	3.3
OR 39X2.5		39.0	2.5	44.0	3.3	1.9	39.0	39.0	43.0	3.3	44.0	40.0	3.3
OR 40X2.5		40.0	2.5	45.0	3.3	1.9	40.0	40.0	44.0	3.3	45.0	41.0	3.3
OR 41X2.5		41.0	2.5	46.0	3.3	1.9	41.0	41.0	45.0	3.3	46.0	42.0	3.3
OR 42X2.5		42.0	2.5	47.0	3.3	1.9	42.0	42.0	46.0	3.3	47.0	43.0	3.3
OR 43X2.5		43.0	2.5	48.0	3.3	1.9	43.0	43.0	47.0	3.3	48.0	44.0	3.3
OR 44X2.5		44.0	2.5	49.0	3.3	1.9	44.0	44.0	48.0	3.3	49.0	45.0	3.3
OR 45X2.5		45.0	2.5	50.0	3.3	1.9	45.0	45.0	49.0	3.3	50.0	46.0	3.3
OR 46X2.5		46.0	2.5	51.0	3.3	1.9	46.0	46.0	50.0	3.3	51.0	47.0	3.3
OR 47X2.5		47.0	2.5	52.0	3.3	1.9	47.0	47.0	51.0	3.3	52.0	48.0	3.3
OR 48X2.5		48.0	2.5	53.0	3.3	1.9	48.0	48.0	52.0	3.3	53.0	49.0	3.3
OR 49X2.5		49.0	2.5	54.0	3.3	1.9	49.0	49.0	53.0	3.3	54.0	50.0	3.3
OR 50X2.5		50.0	2.5	55.0	3.3	1.9	50.0	50.0	54.0	3.3	55.0	51.0	3.3
OR 51X2.5		51.0	2.5	56.0	3.3	1.9	51.0	51.0	55.0	3.3	56.0	52.0	3.3
OR 52X2.5		52.0	2.5	57.0	3.3	1.9	52.0	52.0	56.0	3.3	57.0	53.0	3.3
OR 53X2.5		53.0	2.5	58.0	3.3	1.9	53.0	53.0	57.0	3.3	58.0	54.0	3.3
OR 54X2.5		54.0	2.5	59.0	3.3	1.9	54.0	54.0	58.0	3.3	59.0	55.0	3.3
OR 55X2.5		55.0	2.5	60.0	3.3	1.9	55.0	55.0	59.0	3.3	60.0	56.0	3.3
OR 56X2.5		56.0	2.5	61.0	3.3	1.9	56.0	56.0	60.0	3.3	61.0	57.0	3.3
OR 57X2.5		57.0	2.5	62.0	3.3	1.9	57.0	57.0	61.0	3.3	62.0	58.0	3.3
OR 58X2.5		58.0	2.5	63.0	3.3	1.9	58.0	58.0	62.0	3.3	63.0	59.0	3.3
OR 59X2.5		59.0	2.5	64.0	3.3	1.9	59.0	59.0	63.0	3.3	64.0	60.0	3.3
OR 60X2.5		60.0	2.5	65.0	3.3	1.9	60.0	60.0	64.0	3.3	65.0	61.0	3.3
OR 61X2.5		61.0	2.5	66.0	3.3	1.9	61.0	61.0	65.0	3.3	66.0	62.0	3.3
OR 62X2.5		62.0	2.5	67.0	3.3	1.9	62.0	62.0	66.0	3.3	67.0	63.0	3.3
OR 63X2.5		63.0	2.5	68.0	3.3	1.9	63.0	63.0	67.0	3.3	68.0	64.0	3.3
OR 64X2.5		64.0	2.5	69.0	3.3	1.9	64.0	64.0	68.0	3.3	69.0	65.0	3.3
OR 65X2.5		65.0	2.5	70.0	3.3	1.9	65.0	65.0	69.0	3.3	70.0	66.0	3.3
OR 66X2.5		66.0	2.5	71.0	3.3	1.9	66.0	66.0	70.0	3.3	71.0	67.0	3.3
OR 67X2.5		67.0	2.5	72.0	3.3	1.9	67.0	67.0	71.0	3.3	72.0	68.0	3.3
OR 68X2.5		68.0	2.5	73.0	3.3	1.9	68.0	68.0	72.0	3.3	73.0	69.0	3.3
OR 69X2.5		69.0	2.5	74.0	3.3	1.9	69.0	69.0	73.0	3.3	74.0	70.0	3.3
OR 70X2.5		70.0	2.5	75.0	3.3	1.9	70.0	70.0	74.0	3.3	75.0	71.0	3.3
OR 71X2.5		71.0	2.5	76.0	3.3	1.9	71.0	71.0	75.0	3.3	76.0	72.0	3.3
OR 72X2.5		72.0	2.5	77.0	3.3	1.9	72.0	72.0	76.0	3.3	77.0	73.0	3.3
OR 73X2.5		73.0	2.5	78.0	3.3	1.9	73.0	73.0	77.0	3.3	78.0	74.0	3.3
OR 74X2.5		74.0	2.5	79.0	3.3	1.9	74.0	74.0	78.0	3.3	79.0	75.0	3.3
OR 75X2.5		75.0	2.5	80.0	3.3	1.9	75.0	75.0	79.0	3.3	80.0	76.0	3.3
OR 76X2.5		76.0	2.5	81.0	3.3	1.9	76.0	76.0	80.0	3.3	81.0	77.0	3.3
OR 77X2.5		77.0	2.5	82.0	3.3	1.9	77.0	77.0	81.0	3.3	82.0	78.0	3.3
OR 78X2.5		78.0	2.5	83.0	3.3	1.9	78.0	78.0	82.0	3.3	83.0	79.0	3.3
OR 80X2.5		80.0	2.5	85.0	3.3	1.9	80.0	80.0	84.0	3.3	85.0	81.0	3.3

◀ continua da pagina precedente

continua a pagina successiva ▶

tenuta statica

Metriche



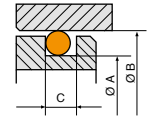
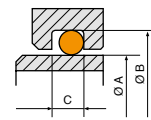
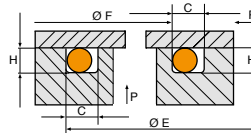
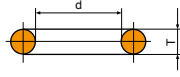
N° Rif.	Cod. AS/BS	d	T	Pressione Interna		Pressione Esterna		Tenuta Stelo			Tenuta Pistone		
				E H11	C ±0.1	H +0.1 0	F h11	A f7	B H11	C ±0.1	B H8	A h11	C ±0.1
OR 81X2.5		81.0	2.5	86.0	3.3	1.9	81.0	81.0	85.0	3.3	86.0	82.0	3.3
OR 82X2.5		82.0	2.5	87.0	3.3	1.9	82.0	82.0	86.0	3.3	87.0	83.0	3.3
OR 83X2.5		83.0	2.5	88.0	3.3	1.9	83.0	83.0	87.0	3.3	88.0	84.0	3.3
OR 84X2.5		84.0	2.5	89.0	3.3	1.9	84.0	84.0	88.0	3.3	89.0	85.0	3.3
OR 85X2.5		85.0	2.5	90.0	3.3	1.9	85.0	85.0	89.0	3.3	90.0	86.0	3.3
OR 86X2.5		86.0	2.5	91.0	3.3	1.9	86.0	86.0	90.0	3.3	91.0	87.0	3.3
OR 90X2.5		90.0	2.5	95.0	3.3	1.9	90.0	90.0	94.0	3.3	95.0	91.0	3.3
OR 92X2.5		92.0	2.5	97.0	3.3	1.9	92.0	92.0	96.0	3.3	97.0	93.0	3.3
OR 94X2.5		94.0	2.5	99.0	3.3	1.9	94.0	94.0	98.0	3.3	99.0	95.0	3.3
OR 95X2.5		95.0	2.5	100.0	3.3	1.9	95.0	95.0	99.0	3.3	100.0	96.0	3.3
OR 96X2.5		96.0	2.5	101.0	3.3	1.9	96.0	96.0	100.0	3.3	101.0	97.0	3.3
OR 98X2.5		98.0	2.5	103.0	3.3	1.9	98.0	98.0	102.0	3.3	103.0	99.0	3.3
OR 100X2.5		100.0	2.5	105.0	3.3	1.9	100.0	100.0	104.0	3.3	105.0	101.0	3.3
OR 103X2.5		103.0	2.5	108.0	3.3	1.9	103.0	103.0	107.0	3.3	108.0	104.0	3.3
OR 105X2.5		105.0	2.5	110.0	3.3	1.9	105.0	105.0	109.0	3.3	110.0	106.0	3.3
OR 106X2.5		106.0	2.5	111.0	3.3	1.9	106.0	106.0	110.0	3.3	111.0	107.0	3.3
OR 107X2.5		107.0	2.5	112.0	3.3	1.9	107.0	107.0	111.0	3.3	112.0	108.0	3.3
OR 110X2.5		110.0	2.5	115.0	3.3	1.9	110.0	110.0	114.0	3.3	115.0	111.0	3.3
OR 115X2.5		115.0	2.5	120.0	3.3	1.9	115.0	115.0	119.0	3.3	120.0	116.0	3.3
OR 118X2.5		118.0	2.5	123.0	3.3	1.9	118.0	118.0	122.0	3.3	123.0	119.0	3.3
OR 120X2.5		120.0	2.5	125.0	3.3	1.9	120.0	120.0	124.0	3.3	125.0	121.0	3.3
OR 124X2.5		124.0	2.5	129.0	3.3	1.9	124.0	124.0	128.0	3.3	129.0	125.0	3.3
OR 125X2.5		125.0	2.5	130.0	3.3	1.9	125.0	125.0	129.0	3.3	130.0	126.0	3.3
OR 128X2.5		128.0	2.5	133.0	3.3	1.9	128.0	128.0	132.0	3.3	133.0	129.0	3.3
OR 130X2.5		130.0	2.5	135.0	3.3	1.9	130.0	130.0	134.0	3.3	135.0	131.0	3.3
OR 135X2.5		135.0	2.5	140.0	3.3	1.9	135.0	135.0	139.0	3.3	140.0	136.0	3.3
OR 140X2.5		140.0	2.5	145.0	3.3	1.9	140.0	140.0	144.0	3.3	145.0	141.0	3.3
OR 145X2.5		145.0	2.5	150.0	3.3	1.9	145.0	145.0	149.0	3.3	150.0	146.0	3.3
OR 146X2.5		146.0	2.5	151.0	3.3	1.9	146.0	146.0	150.0	3.3	151.0	147.0	3.3
OR 150X2.5		150.0	2.5	155.0	3.3	1.9	150.0	150.0	154.0	3.3	155.0	151.0	3.3
OR 3X3		3.0	3.0	9.0	4	2.4	3.0	3.0	7.8	4	9.0	4.2	4
OR 3.5X3		3.5	3.0	9.5	4	2.4	3.5	3.5	8.3	4	9.5	4.7	4
OR 4X3		4.0	3.0	10.0	4	2.4	4.0	4.0	8.8	4	10.0	5.2	4
OR 4.5X3		4.5	3.0	10.5	4	2.4	4.5	4.5	9.3	4	10.5	5.7	4
OR 5X3		5.0	3.0	11.0	4	2.4	5.0	5.0	9.8	4	11.0	6.2	4
OR 5.5X3		5.5	3.0	11.5	4	2.4	5.5	5.5	10.3	4	11.5	6.7	4
OR 6X3		6.0	3.0	12.0	4	2.4	6.0	6.0	10.8	4	12.0	7.2	4
OR 6.5X3		6.5	3.0	12.5	4	2.4	6.5	6.5	11.3	4	12.5	7.7	4
OR 7X3		7.0	3.0	13.0	4	2.4	7.0	7.0	11.8	4	13.0	8.2	4
OR 7.5X3		7.5	3.0	13.5	4	2.4	7.5	7.5	12.3	4	13.5	8.7	4
OR 8X3		8.0	3.0	14.0	4	2.4	8.0	8.0	12.8	4	14.0	9.2	4
OR 8.5X3		8.5	3.0	14.5	4	2.4	8.5	8.5	13.3	4	14.5	9.7	4
OR 9X3		9.0	3.0	15.0	4	2.4	9.0	9.0	13.8	4	15.0	10.2	4
OR 9.5X3		9.5	3.0	15.5	4	2.4	9.5	9.5	14.3	4	15.5	10.7	4
OR 10X3		10.0	3.0	16.0	4	2.4	10.0	10.0	14.8	4	16.0	11.2	4
OR 10.5X3		10.5	3.0	16.5	4	2.4	10.5	10.5	15.3	4	16.5	11.7	4
OR 11X3		11.0	3.0	17.0	4	2.4	11.0	11.0	15.8	4	17.0	12.2	4
OR 11.5X3		11.5	3.0	17.5	4	2.4	11.5	11.5	16.3	4	17.5	12.7	4
OR 12X3		12.0	3.0	18.0	4	2.4	12.0	12.0	16.8	4	18.0	13.2	4
OR 12.5X3		12.5	3.0	18.5	4	2.4	12.5	12.5	17.3	4	18.5	13.7	4
OR 13X3		13.0	3.0	19.0	4	2.4	13.0	13.0	17.8	4	19.0	14.2	4
OR 13.5X3		13.5	3.0	19.5	4	2.4	13.5	13.5	18.3	4	19.5	14.7	4
OR 14X3		14.0	3.0	20.0	4	2.4	14.0	14.0	18.8	4	20.0	15.2	4
OR 14.5X3		14.5	3.0	20.5	4	2.4	14.5	14.5	19.3	4	20.5	15.7	4
OR 15X3		15.0	3.0	21.0	4	2.4	15.0	15.0	19.8	4	21.0	16.2	4
OR 15.5X3		15.5	3.0	21.5	4	2.4	15.5	15.5	20.3	4	21.5	16.7	4
OR 16X3		16.0	3.0	22.0	4	2.4	16.0	16.0	20.8	4	22.0	17.2	4
OR 17X3		17.0	3.0	23.0	4	2.4	17.0	17.0	21.8	4	23.0	18.2	4

◀ continua da pagina precedente

continua a pagina successiva ▶

tenuta statica

Metriche



tenuta statica

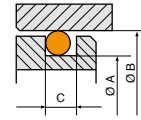
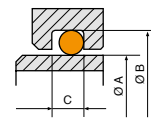
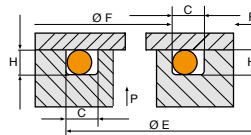
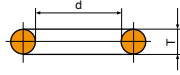
N° Rif.	Cod. AS/BS	d	T	Pressione Interna		Pressione Esterna		Tenuta Stelo			Tenuta Pistone		
				E H11	C ±0.1	H +0.1 0	F h11	A f7	B H11	C ±0.1	B H8	A h11	C ±0.1
OR 17.5X3		17.5	3.0	23.5	4	2.4	17.5	17.5	22.3	4	23.5	18.7	4
OR 18X3		18.0	3.0	24.0	4	2.4	18.0	18.0	22.8	4	24.0	19.2	4
OR 19X3		19.0	3.0	25.0	4	2.4	19.0	19.0	23.8	4	25.0	20.2	4
OR 19.2X3		19.2	3.0	25.2	4	2.4	19.2	19.2	24.0	4	25.2	20.4	4
OR 19.5X3		19.5	3.0	25.5	4	2.4	19.5	19.5	24.3	4	25.5	20.7	4
OR 20X3		20.0	3.0	26.0	4	2.4	20.0	20.0	24.8	4	26.0	21.2	4
OR 20.5X3		20.5	3.0	26.5	4	2.4	20.5	20.5	25.3	4	26.5	21.7	4
OR 21X3		21.0	3.0	27.0	4	2.4	21.0	21.0	25.8	4	27.0	22.2	4
OR 21.5X3		21.5	3.0	27.5	4	2.4	21.5	21.5	26.3	4	27.5	22.7	4
OR 22X3		22.0	3.0	28.0	4	2.4	22.0	22.0	26.8	4	28.0	23.2	4
OR 22.5X3		22.5	3.0	28.5	4	2.4	22.5	22.5	27.3	4	28.5	23.7	4
OR 23X3		23.0	3.0	29.0	4	2.4	23.0	23.0	27.8	4	29.0	24.2	4
OR 23.5X3		23.5	3.0	29.5	4	2.4	23.5	23.5	28.3	4	29.5	24.7	4
OR 24X3		24.0	3.0	30.0	4	2.4	24.0	24.0	28.8	4	30.0	25.2	4
OR 24.2X3		24.2	3.0	30.2	4	2.4	24.2	24.2	29.0	4	30.2	25.4	4
OR 24.5X3		24.5	3.0	30.5	4	2.4	24.5	24.5	29.3	4	30.5	25.7	4
OR 25X3		25.0	3.0	31.0	4	2.4	25.0	25.0	29.8	4	31.0	26.2	4
OR 25.5X3		25.5	3.0	31.5	4	2.4	25.5	25.5	30.3	4	31.5	26.7	4
OR 26X3		26.0	3.0	32.0	4	2.4	26.0	26.0	30.8	4	32.0	27.2	4
OR 26.5X3		26.5	3.0	32.5	4	2.4	26.5	26.5	31.3	4	32.5	27.7	4
OR 27X3		27.0	3.0	33.0	4	2.4	27.0	27.0	31.8	4	33.0	28.2	4
OR 27.5X3		27.5	3.0	33.5	4	2.4	27.5	27.5	32.3	4	33.5	28.7	4
OR 28X3		28.0	3.0	34.0	4	2.4	28.0	28.0	32.8	4	34.0	29.2	4
OR 28.5X3		28.5	3.0	34.5	4	2.4	28.5	28.5	33.3	4	34.5	29.7	4
OR 29X3		29.0	3.0	35.0	4	2.4	29.0	29.0	33.8	4	35.0	30.2	4
OR 29.2X3		29.2	3.0	35.2	4	2.4	29.2	29.2	34.0	4	35.2	30.4	4
OR 29.5X3		29.5	3.0	35.5	4	2.4	29.5	29.5	34.3	4	35.5	30.7	4
OR 30X3		30.0	3.0	36.0	4	2.4	30.0	30.0	34.8	4	36.0	31.2	4
OR 31X3		31.0	3.0	37.0	4	2.4	31.0	31.0	35.8	4	37.0	32.2	4
OR 31.5X3		31.5	3.0	37.5	4	2.4	31.5	31.5	36.3	4	37.5	32.7	4
OR 32X3		32.0	3.0	38.0	4	2.4	32.0	32.0	36.8	4	38.0	33.2	4
OR 32.5X3		32.5	3.0	38.5	4	2.4	32.5	32.5	37.3	4	38.5	33.7	4
OR 33X3		33.0	3.0	39.0	4	2.4	33.0	33.0	37.8	4	39.0	34.2	4
OR 34X3		34.0	3.0	40.0	4	2.4	34.0	34.0	38.8	4	40.0	35.2	4
OR 34.5X3		34.5	3.0	40.5	4	2.4	34.5	34.5	39.3	4	40.5	35.7	4
OR 35X3		35.0	3.0	41.0	4	2.4	35.0	35.0	39.8	4	41.0	36.2	4
OR 36X3		36.0	3.0	42.0	4	2.4	36.0	36.0	40.8	4	42.0	37.2	4
OR 36.5X3		36.5	3.0	42.5	4	2.4	36.5	36.5	41.3	4	42.5	37.7	4
OR 37X3		37.0	3.0	43.0	4	2.4	37.0	37.0	41.8	4	43.0	38.2	4
OR 37.5X3		37.5	3.0	43.5	4	2.4	37.5	37.5	42.3	4	43.5	38.7	4
OR 38X3		38.0	3.0	44.0	4	2.4	38.0	38.0	42.8	4	44.0	39.2	4
OR 39X3		39.0	3.0	45.0	4	2.4	39.0	39.0	43.8	4	45.0	40.2	4
OR 39.5X3		39.5	3.0	45.5	4	2.4	39.5	39.5	44.3	4	45.5	40.7	4
OR 40X3		40.0	3.0	46.0	4	2.4	40.0	40.0	44.8	4	46.0	41.2	4
OR 41X3		41.0	3.0	47.0	4	2.4	41.0	41.0	45.8	4	47.0	42.2	4
OR 42X3		42.0	3.0	48.0	4	2.4	42.0	42.0	46.8	4	48.0	43.2	4
OR 43X3		43.0	3.0	49.0	4	2.4	43.0	43.0	47.8	4	49.0	44.2	4
OR 44X3		44.0	3.0	50.0	4	2.4	44.0	44.0	48.8	4	50.0	45.2	4
OR 44.5X3		44.5	3.0	50.5	4	2.4	44.5	44.5	49.3	4	50.5	45.7	4
OR 45X3		45.0	3.0	51.0	4	2.4	45.0	45.0	49.8	4	51.0	46.2	4
OR 46X3		46.0	3.0	52.0	4	2.4	46.0	46.0	50.8	4	52.0	47.2	4
OR 47X3		47.0	3.0	53.0	4	2.4	47.0	47.0	51.8	4	53.0	48.2	4
OR 48X3		48.0	3.0	54.0	4	2.4	48.0	48.0	52.8	4	54.0	49.2	4
OR 49X3		49.0	3.0	55.0	4	2.4	49.0	49.0	53.8	4	55.0	50.2	4
OR 49.5X3		49.5	3.0	55.5	4	2.4	49.5	49.5	54.3	4	55.5	50.7	4
OR 50X3		50.0	3.0	56.0	4	2.4	50.0	50.0	54.8	4	56.0	51.2	4
OR 51X3		51.0	3.0	57.0	4	2.4	51.0	51.0	55.8	4	57.0	52.2	4
OR 52X3		52.0	3.0	58.0	4	2.4	52.0	52.0	56.8	4	58.0	53.2	4
OR 53X3		53.0	3.0	59.0	4	2.4	53.0	53.0	57.8	4	59.0	54.2	4
OR 54X3		54.0	3.0	60.0	4	2.4	54.0	54.0	58.8	4	60.0	55.2	4

◀ continua da pagina precedente

continua a pagina successiva ▶

tenuta statica

Metriche



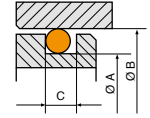
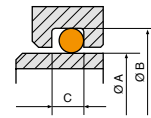
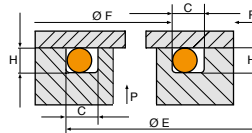
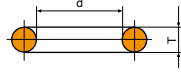
N° Rif.	Cod. AS/BS	d	T	Pressione Interna		Pressione Esterna		Tenuta Stelo			Tenuta Pistone		
				E H11	C ±0.1	H +0.1 0	F h11	A f7	B H11	C ±0.1	B H8	A h11	C ±0.1
OR 54.5X3		54.5	3.0	60.5	4	2.4	54.5	54.5	59.3	4	60.5	55.7	4
OR 55X3		55.0	3.0	61.0	4	2.4	55.0	55.0	59.8	4	61.0	56.2	4
OR 56X3		56.0	3.0	62.0	4	2.4	56.0	56.0	60.8	4	62.0	57.2	4
OR 57X3		57.0	3.0	63.0	4	2.4	57.0	57.0	61.8	4	63.0	58.2	4
OR 58X3		58.0	3.0	64.0	4	2.4	58.0	58.0	62.8	4	64.0	59.2	4
OR 59X3		59.0	3.0	65.0	4	2.4	59.0	59.0	63.8	4	65.0	60.2	4
OR 59.5X3		59.5	3.0	65.5	4	2.4	59.5	59.5	64.3	4	65.5	60.7	4
OR 60X3		60.0	3.0	66.0	4	2.4	60.0	60.0	64.8	4	66.0	61.2	4
OR 61X3		61.0	3.0	67.0	4	2.4	61.0	61.0	65.8	4	67.0	62.2	4
OR 62X3		62.0	3.0	68.0	4	2.4	62.0	62.0	66.8	4	68.0	63.2	4
OR 63X3		63.0	3.0	69.0	4	2.4	63.0	63.0	67.8	4	69.0	64.2	4
OR 64X3		64.0	3.0	70.0	4	2.4	64.0	64.0	68.8	4	70.0	65.2	4
OR 64.5X3		64.5	3.0	70.5	4	2.4	64.5	64.5	69.3	4	70.5	65.7	4
OR 65X3		65.0	3.0	71.0	4	2.4	65.0	65.0	69.8	4	71.0	66.2	4
OR 66X3		66.0	3.0	72.0	4	2.4	66.0	66.0	70.8	4	72.0	67.2	4
OR 67X3		67.0	3.0	73.0	4	2.4	67.0	67.0	71.8	4	73.0	68.2	4
OR 68X3		68.0	3.0	74.0	4	2.4	68.0	68.0	72.8	4	74.0	69.2	4
OR 69X3		69.0	3.0	75.0	4	2.4	69.0	69.0	73.8	4	75.0	70.2	4
OR 69.5X3		69.5	3.0	75.5	4	2.4	69.5	69.5	74.3	4	75.5	70.7	4
OR 70X3		70.0	3.0	76.0	4	2.4	70.0	70.0	74.8	4	76.0	71.2	4
OR 71X3		71.0	3.0	77.0	4	2.4	71.0	71.0	75.8	4	77.0	72.2	4
OR 72X3		72.0	3.0	78.0	4	2.4	72.0	72.0	76.8	4	78.0	73.2	4
OR 73X3		73.0	3.0	79.0	4	2.4	73.0	73.0	77.8	4	79.0	74.2	4
OR 74X3		74.0	3.0	80.0	4	2.4	74.0	74.0	78.8	4	80.0	75.2	4
OR 74.5X3		74.5	3.0	80.5	4	2.4	74.5	74.5	79.3	4	80.5	75.7	4
OR 75X3		75.0	3.0	81.0	4	2.4	75.0	75.0	79.8	4	81.0	76.2	4
OR 76X3		76.0	3.0	82.0	4	2.4	76.0	76.0	80.8	4	82.0	77.2	4
OR 77X3		77.0	3.0	83.0	4	2.4	77.0	77.0	81.8	4	83.0	78.2	4
OR 78X3		78.0	3.0	84.0	4	2.4	78.0	78.0	82.8	4	84.0	79.2	4
OR 79X3		79.0	3.0	85.0	4	2.4	79.0	79.0	83.8	4	85.0	80.2	4
OR 79.5X3		79.5	3.0	85.5	4	2.4	79.5	79.5	84.3	4	85.5	80.7	4
OR 80X3		80.0	3.0	86.0	4	2.4	80.0	80.0	84.8	4	86.0	81.2	4
OR 81X3		81.0	3.0	87.0	4	2.4	81.0	81.0	85.8	4	87.0	82.2	4
OR 82X3		82.0	3.0	88.0	4	2.4	82.0	82.0	86.8	4	88.0	83.2	4
OR 83X3		83.0	3.0	89.0	4	2.4	83.0	83.0	87.8	4	89.0	84.2	4
OR 84X3		84.0	3.0	90.0	4	2.4	84.0	84.0	88.8	4	90.0	85.2	4
OR 84.5X3		84.5	3.0	90.5	4	2.4	84.5	84.5	89.3	4	90.5	85.7	4
OR 85X3		85.0	3.0	91.0	4	2.4	85.0	85.0	89.8	4	91.0	86.2	4
OR 86X3		86.0	3.0	92.0	4	2.4	86.0	86.0	90.8	4	92.0	87.2	4
OR 87X3		87.0	3.0	93.0	4	2.4	87.0	87.0	91.8	4	93.0	88.2	4
OR 88X3		88.0	3.0	94.0	4	2.4	88.0	88.0	92.8	4	94.0	89.2	4
OR 89X3		89.0	3.0	95.0	4	2.4	89.0	89.0	93.8	4	95.0	90.2	4
OR 89.5X3		89.5	3.0	95.5	4	2.4	89.5	89.5	94.3	4	95.5	90.7	4
OR 90X3		90.0	3.0	96.0	4	2.4	90.0	90.0	94.8	4	96.0	91.2	4
OR 91X3		91.0	3.0	97.0	4	2.4	91.0	91.0	95.8	4	97.0	92.2	4
OR 92X3		92.0	3.0	98.0	4	2.4	92.0	92.0	96.8	4	98.0	93.2	4
OR 93X3		93.0	3.0	99.0	4	2.4	93.0	93.0	97.8	4	99.0	94.2	4
OR 94X3		94.0	3.0	100.0	4	2.4	94.0	94.0	98.8	4	100.0	95.2	4
OR 94.5X3		94.5	3.0	100.5	4	2.4	94.5	94.5	99.3	4	100.5	95.7	4
OR 95X3		95.0	3.0	101.0	4	2.4	95.0	95.0	99.8	4	101.0	96.2	4
OR 96X3		96.0	3.0	102.0	4	2.4	96.0	96.0	100.8	4	102.0	97.2	4
OR 97X3		97.0	3.0	103.0	4	2.4	97.0	97.0	101.8	4	103.0	98.2	4
OR 98X3		98.0	3.0	104.0	4	2.4	98.0	98.0	102.8	4	104.0	99.2	4
OR 99X3		99.0	3.0	105.0	4	2.4	99.0	99.0	103.8	4	105.0	100.2	4
OR 99.5X3		99.5	3.0	105.5	4	2.4	99.5	99.5	104.3	4	105.5	100.7	4
OR 100X3		100.0	3.0	106.0	4	2.4	100.0	100.0	104.8	4	106.0	101.2	4
OR 101X3		101.0	3.0	107.0	4	2.4	101.0	101.0	105.8	4	107.0	102.2	4
OR 102X3		102.0	3.0	108.0	4	2.4	102.0	102.0	106.8	4	108.0	103.2	4
OR 103X3		103.0	3.0	109.0	4	2.4	103.0	103.0	107.8	4	109.0	104.2	4
OR 104X3		104.0	3.0	110.0	4	2.4	104.0	104.0	108.8	4	110.0	105.2	4

◀ continua da pagina precedente

continua a pagina successiva ▶

tenuta statica

Metriche



tenuta statica

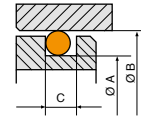
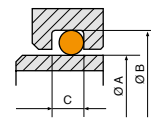
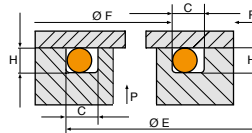
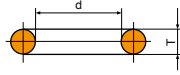
N° Rif.	Cod. AS/BS	d	T	Pressione Interna		Pressione Esterna		Tenuta Stelo			Tenuta Pistone		
				E H11	C ±0.1	H +0.1 0	F h11	A f7	B H11	C ±0.1	B H8	A h11	C ±0.1
OR 104.5X3		104.5	3.0	110.5	4	2.4	104.5	104.5	109.3	4	110.5	105.7	4
OR 105X3		105.0	3.0	111.0	4	2.4	105.0	105.0	109.8	4	111.0	106.2	4
OR 106X3		106.0	3.0	112.0	4	2.4	106.0	106.0	110.8	4	112.0	107.2	4
OR 108X3		108.0	3.0	114.0	4	2.4	108.0	108.0	112.8	4	114.0	109.2	4
OR 109X3		109.0	3.0	115.0	4	2.4	109.0	109.0	113.8	4	115.0	110.2	4
OR 109.5X3		109.5	3.0	115.5	4	2.4	109.5	109.5	114.3	4	115.5	110.7	4
OR 110X3		110.0	3.0	116.0	4	2.4	110.0	110.0	114.8	4	116.0	111.2	4
OR 112X3		112.0	3.0	118.0	4	2.4	112.0	112.0	116.8	4	118.0	113.2	4
OR 114X3		114.0	3.0	120.0	4	2.4	114.0	114.0	118.8	4	120.0	115.2	4
OR 114.5X3		114.5	3.0	120.5	4	2.4	114.5	114.5	119.3	4	120.5	115.7	4
OR 115X3		115.0	3.0	121.0	4	2.4	115.0	115.0	119.8	4	121.0	116.2	4
OR 116X3		116.0	3.0	122.0	4	2.4	116.0	116.0	120.8	4	122.0	117.2	4
OR 118X3		118.0	3.0	124.0	4	2.4	118.0	118.0	122.8	4	124.0	119.2	4
OR 119.5X3		119.5	3.0	125.5	4	2.4	119.5	119.5	124.3	4	125.5	120.7	4
OR 120X3		120.0	3.0	126.0	4	2.4	120.0	120.0	124.8	4	126.0	121.2	4
OR 121X3		121.0	3.0	127.0	4	2.4	121.0	121.0	125.8	4	127.0	122.2	4
OR 122X3		122.0	3.0	128.0	4	2.4	122.0	122.0	126.8	4	128.0	123.2	4
OR 124X3		124.0	3.0	130.0	4	2.4	124.0	124.0	128.8	4	130.0	125.2	4
OR 124.5X3		124.5	3.0	130.5	4	2.4	124.5	124.5	129.3	4	130.5	125.7	4
OR 125X3		125.0	3.0	131.0	4	2.4	125.0	125.0	129.8	4	131.0	126.2	4
OR 126X3		126.0	3.0	132.0	4	2.4	126.0	126.0	130.8	4	132.0	127.2	4
OR 128X3		128.0	3.0	134.0	4	2.4	128.0	128.0	132.8	4	134.0	129.2	4
OR 129.5X3		129.5	3.0	135.5	4	2.4	129.5	129.5	134.3	4	135.5	130.7	4
OR 130X3		130.0	3.0	136.0	4	2.4	130.0	130.0	134.8	4	136.0	131.2	4
OR 132X3		132.0	3.0	138.0	4	2.4	132.0	132.0	136.8	4	138.0	133.2	4
OR 134X3		134.0	3.0	140.0	4	2.4	134.0	134.0	138.8	4	140.0	135.2	4
OR 134.5X3		134.5	3.0	140.5	4	2.4	134.5	134.5	139.3	4	140.5	135.7	4
OR 135X3		135.0	3.0	141.0	4	2.4	135.0	135.0	139.8	4	141.0	136.2	4
OR 136X3		136.0	3.0	142.0	4	2.4	136.0	136.0	140.8	4	142.0	137.2	4
OR 137X3		137.0	3.0	143.0	4	2.4	137.0	137.0	141.8	4	143.0	138.2	4
OR 138X3		138.0	3.0	144.0	4	2.4	138.0	138.0	142.8	4	144.0	139.2	4
OR 139.5X3		139.5	3.0	145.5	4	2.4	139.5	139.5	144.3	4	145.5	140.7	4
OR 140X3		140.0	3.0	146.0	4	2.4	140.0	140.0	144.8	4	146.0	141.2	4
OR 142X3		142.0	3.0	148.0	4	2.4	142.0	142.0	146.8	4	148.0	143.2	4
OR 144.5X3		144.5	3.0	150.5	4	2.4	144.5	144.5	149.3	4	150.5	145.7	4
OR 145X3		145.0	3.0	151.0	4	2.4	145.0	145.0	149.8	4	151.0	146.2	4
OR 146X3		146.0	3.0	152.0	4	2.4	146.0	146.0	150.8	4	152.0	147.2	4
OR 148X3		148.0	3.0	154.0	4	2.4	148.0	148.0	152.8	4	154.0	149.2	4
OR 149X3		149.0	3.0	155.0	4	2.4	149.0	149.0	153.8	4	155.0	150.2	4
OR 149.5X3		149.5	3.0	155.5	4	2.4	149.5	149.5	154.3	4	155.5	150.7	4
OR 150X3		150.0	3.0	156.0	4	2.4	150.0	150.0	154.8	4	156.0	151.2	4
OR 152X3		152.0	3.0	158.0	4	2.4	152.0	152.0	156.8	4	158.0	153.2	4
OR 153X3		153.0	3.0	159.0	4	2.4	153.0	153.0	157.8	4	159.0	154.2	4
OR 154X3		154.0	3.0	160.0	4	2.4	154.0	154.0	158.8	4	160.0	155.2	4
OR 154.5X3		154.5	3.0	160.5	4	2.4	154.5	154.5	159.3	4	160.5	155.7	4
OR 155X3		155.0	3.0	161.0	4	2.4	155.0	155.0	159.8	4	161.0	156.2	4
OR 157X3		157.0	3.0	163.0	4	2.4	157.0	157.0	161.8	4	163.0	158.2	4
OR 158X3		158.0	3.0	164.0	4	2.4	158.0	158.0	162.8	4	164.0	159.2	4
OR 159.5X3		159.5	3.0	165.5	4	2.4	159.5	159.5	164.3	4	165.5	160.7	4
OR 160X3		160.0	3.0	166.0	4	2.4	160.0	160.0	164.8	4	166.0	161.2	4
OR 162X3		162.0	3.0	168.0	4	2.4	162.0	162.0	166.8	4	168.0	163.2	4
OR 164X3		164.0	3.0	170.0	4	2.4	164.0	164.0	168.8	4	170.0	165.2	4
OR 164.5X3		164.5	3.0	170.5	4	2.4	164.5	164.5	169.3	4	170.5	165.7	4
OR 165X3		165.0	3.0	171.0	4	2.4	165.0	165.0	169.8	4	171.0	166.2	4
OR 168X3		168.0	3.0	174.0	4	2.4	168.0	168.0	172.8	4	174.0	169.2	4
OR 169X3		169.0	3.0	175.0	4	2.4	169.0	169.0	173.8	4	175.0	170.2	4
OR 169.5X3		169.5	3.0	175.5	4	2.4	169.5	169.5	174.3	4	175.5	170.7	4
OR 170X3		170.0	3.0	176.0	4	2.4	170.0	170.0	174.8	4	176.0	171.2	4
OR 172X3		172.0	3.0	178.0	4	2.4	172.0	172.0	176.8	4	178.0	173.2	4
OR 174X3		174.0	3.0	180.0	4	2.4	174.0	174.0	178.8	4	180.0	175.2	4

◀ continua da pagina precedente

continua a pagina successiva ▶

tenuta statica

Metriche



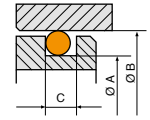
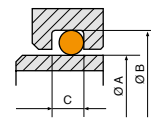
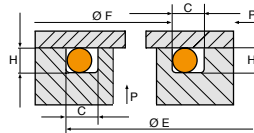
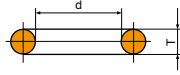
N° Rif.	Cod. AS/BS	d	T	Pressione Interna		Pressione Esterna		Tenuta Stelo			Tenuta Pistone		
				E H11	C ±0.1	H +0.1 0	F h11	A f7	B H11	C ±0.1	B H8	A h11	C ±0.1
OR 174.5X3		174.5	3.0	180.5	4	2.4	174.5	174.5	179.3	4	180.5	175.7	4
OR 175X3		175.0	3.0	181.0	4	2.4	175.0	175.0	179.8	4	181.0	176.2	4
OR 179X3		179.0	3.0	185.0	4	2.4	179.0	179.0	183.8	4	185.0	180.2	4
OR 179.5X3		179.5	3.0	185.5	4	2.4	179.5	179.5	184.3	4	185.5	180.7	4
OR 180X3		180.0	3.0	186.0	4	2.4	180.0	180.0	184.8	4	186.0	181.2	4
OR 182X3		182.0	3.0	188.0	4	2.4	182.0	182.0	186.8	4	188.0	183.2	4
OR 184X3		184.0	3.0	190.0	4	2.4	184.0	184.0	188.8	4	190.0	185.2	4
OR 184.5X3		184.5	3.0	190.5	4	2.4	184.5	184.5	189.3	4	190.5	185.7	4
OR 185X3		185.0	3.0	191.0	4	2.4	185.0	185.0	189.8	4	191.0	186.2	4
OR 188X3		188.0	3.0	194.0	4	2.4	188.0	188.0	192.8	4	194.0	189.2	4
OR 189.5X3		189.5	3.0	195.5	4	2.4	189.5	189.5	194.3	4	195.5	190.7	4
OR 190X3		190.0	3.0	196.0	4	2.4	190.0	190.0	194.8	4	196.0	191.2	4
OR 192X3		192.0	3.0	198.0	4	2.4	192.0	192.0	196.8	4	198.0	193.2	4
OR 194.5X3		194.5	3.0	200.5	4	2.4	194.5	194.5	199.3	4	200.5	195.7	4
OR 195X3		195.0	3.0	201.0	4	2.4	195.0	195.0	199.8	4	201.0	196.2	4
OR 197X3		197.0	3.0	203.0	4	2.4	197.0	197.0	201.8	4	203.0	198.2	4
OR 199.5X3		199.5	3.0	205.5	4	2.4	199.5	199.5	204.3	4	205.5	200.7	4
OR 200X3		200.0	3.0	206.0	4	2.4	200.0	200.0	204.8	4	206.0	201.2	4
OR 203X3		203.0	3.0	209.0	4	2.4	203.0	203.0	207.8	4	209.0	204.2	4
OR 205X3		205.0	3.0	211.0	4	2.4	205.0	205.0	209.8	4	211.0	206.2	4
OR 208X3		208.0	3.0	214.0	4	2.4	208.0	208.0	212.8	4	214.0	209.2	4
OR 209.5X3		209.5	3.0	215.5	4	2.4	209.5	209.5	214.3	4	215.5	210.7	4
OR 210X3		210.0	3.0	216.0	4	2.4	210.0	210.0	214.8	4	216.0	211.2	4
OR 212X3		212.0	3.0	218.0	4	2.4	212.0	212.0	216.8	4	218.0	213.2	4
OR 213X3		213.0	3.0	219.0	4	2.4	213.0	213.0	217.8	4	219.0	214.2	4
OR 215X3		215.0	3.0	221.0	4	2.4	215.0	215.0	219.8	4	221.0	216.2	4
OR 217X3		217.0	3.0	223.0	4	2.4	217.0	217.0	221.8	4	223.0	218.2	4
OR 219.5X3		219.5	3.0	225.5	4	2.4	219.5	219.5	224.3	4	225.5	220.7	4
OR 220X3		220.0	3.0	226.0	4	2.4	220.0	220.0	224.8	4	226.0	221.2	4
OR 223X3		223.0	3.0	229.0	4	2.4	223.0	223.0	227.8	4	229.0	224.2	4
OR 225X3		225.0	3.0	231.0	4	2.4	225.0	225.0	229.8	4	231.0	226.2	4
OR 229.5X3		229.5	3.0	235.5	4	2.4	229.5	229.5	234.3	4	235.5	230.7	4
OR 230X3		230.0	3.0	236.0	4	2.4	230.0	230.0	234.8	4	236.0	231.2	4
OR 233X3		233.0	3.0	239.0	4	2.4	233.0	233.0	237.8	4	239.0	234.2	4
OR 235X3		235.0	3.0	241.0	4	2.4	235.0	235.0	239.8	4	241.0	236.2	4
OR 239.5X3		239.5	3.0	245.5	4	2.4	239.5	239.5	244.3	4	245.5	240.7	4
OR 240X3		240.0	3.0	246.0	4	2.4	240.0	240.0	244.8	4	246.0	241.2	4
OR 245X3		245.0	3.0	251.0	4	2.4	245.0	245.0	249.8	4	251.0	246.2	4
OR 249.5X3		249.5	3.0	255.5	4	2.4	249.5	249.5	254.3	4	255.5	250.7	4
OR 250X3		250.0	3.0	256.0	4	2.4	250.0	250.0	254.8	4	256.0	251.2	4
COR DA 3.5					C ±0.2					C ±0.2			C ±0.2
OR 8X3.5		8.0	3.5	15	4.5	2.9	8	8	13.8	4.5	15	9.2	4.5
OR 9X3.5		9.0	3.5	16	4.5	2.9	9	9	14.8	4.5	16	10.2	4.5
OR 10X3.5		10.0	3.5	17	4.5	2.9	10	10	15.8	4.5	17	11.2	4.5
OR 11X3.5		11.0	3.5	18	4.5	2.9	11	11	16.8	4.5	18	12.2	4.5
OR 12X3.5		12.0	3.5	19	4.5	2.9	12	12	17.8	4.5	19	13.2	4.5
OR 13X3.5		13.0	3.5	20	4.5	2.9	13	13	18.8	4.5	20	14.2	4.5
OR 14X3.5		14.0	3.5	21	4.5	2.9	14	14	19.8	4.5	21	15.2	4.5
OR 15X3.5		15.0	3.5	22	4.5	2.9	15	15	20.8	4.5	22	16.2	4.5
OR 16X3.5		16.0	3.5	23	4.5	2.9	16	16	21.8	4.5	23	17.2	4.5
OR 17X3.5		17.0	3.5	24	4.5	2.9	17	17	22.8	4.5	24	18.2	4.5
OR 18X3.5		18.0	3.5	25	4.5	2.9	18	18	23.8	4.5	25	19.2	4.5
OR 19X3.5		19.0	3.5	26	4.5	2.9	19	19	24.8	4.5	26	20.2	4.5
OR 20X3.5		20.0	3.5	27	4.5	2.9	20	20	25.8	4.5	27	21.2	4.5
OR 21X3.5		21.0	3.5	28	4.5	2.9	21	21	26.8	4.5	28	22.2	4.5
OR 22X3.5		22.0	3.5	29	4.5	2.9	22	22	27.8	4.5	29	23.2	4.5
OR 23X3.5		23.0	3.5	30	4.5	2.9	23	23	28.8	4.5	30	24.2	4.5
OR 24X3.5		24.0	3.5	31	4.5	2.9	24	24	29.8	4.5	31	25.2	4.5
OR 25X3.5		25.0	3.5	32	4.5	2.9	25	25	30.8	4.5	32	26.2	4.5

◀ continua da pagina precedente

continua a pagina successiva ▶

tenuta statica

Metriche



tenuta statica

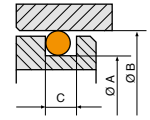
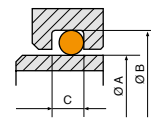
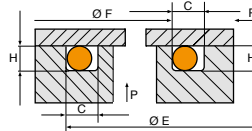
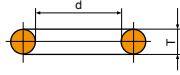
N° Rif.	Cod. AS/BS	d	T	Pressione Interna		Pressione Esterna		Tenuta Stelo			Tenuta Pistone		
				E H11	C ±0.2	H +0.1 0	F h11	A f7	B H11	C ±0.2	B H8	A h11	C ±0.2
OR 26X3.5		26.0	3.5	33	4.5	2.9	26	26	31.8	4.5	33	27.2	4.5
OR 27X3.5		27.0	3.5	34	4.5	2.9	27	27	32.8	4.5	34	28.2	4.5
OR 28X3.5		28.0	3.5	35	4.5	2.9	28	28	33.8	4.5	35	29.2	4.5
OR 29X3.5		29.0	3.5	36	4.5	2.9	29	29	34.8	4.5	36	30.2	4.5
OR 30X3.5		30.0	3.5	37	4.5	2.9	30	30	35.8	4.5	37	31.2	4.5
OR 31X3.5		31.0	3.5	38	4.5	2.9	31	31	36.8	4.5	38	32.2	4.5
OR 32X3.5		32.0	3.5	39	4.5	2.9	32	32	37.8	4.5	39	33.2	4.5
OR 33X3.5		33.0	3.5	40	4.5	2.9	33	33	38.8	4.5	40	34.2	4.5
OR 34X3.5		34.0	3.5	41	4.5	2.9	34	34	39.8	4.5	41	35.2	4.5
OR 35X3.5		35.0	3.5	42	4.5	2.9	35	35	40.8	4.5	42	36.2	4.5
OR 36X3.5		36.0	3.5	43	4.5	2.9	36	36	41.8	4.5	43	37.2	4.5
OR 37X3.5		37.0	3.5	44	4.5	2.9	37	37	42.8	4.5	44	38.2	4.5
OR 38X3.5		38.0	3.5	45	4.5	2.9	38	38	43.8	4.5	45	39.2	4.5
OR 39X3.5		39.0	3.5	46	4.5	2.9	39	39	44.8	4.5	46	40.2	4.5
OR 40X3.5		40.0	3.5	47	4.5	2.9	40	40	45.8	4.5	47	41.2	4.5
OR 41X3.5		41.0	3.5	48	4.5	2.9	41	41	46.8	4.5	48	42.2	4.5
OR 42X3.5		42.0	3.5	49	4.5	2.9	42	42	47.8	4.5	49	43.2	4.5
OR 43X3.5		43.0	3.5	50	4.5	2.9	43	43	48.8	4.5	50	44.2	4.5
OR 44X3.5		44.0	3.5	51	4.5	2.9	44	44	49.8	4.5	51	45.2	4.5
OR 45X3.5		45.0	3.5	52	4.5	2.9	45	45	50.8	4.5	52	46.2	4.5
OR 46X3.5		46.0	3.5	53	4.5	2.9	46	46	51.8	4.5	53	47.2	4.5
OR 47X3.5		47.0	3.5	54	4.5	2.9	47	47	52.8	4.5	54	48.2	4.5
OR 48X3.5		48.0	3.5	55	4.5	2.9	48	48	53.8	4.5	55	49.2	4.5
OR 49X3.5		49.0	3.5	56	4.5	2.9	49	49	54.8	4.5	56	50.2	4.5
OR 50X3.5		50.0	3.5	57	4.5	2.9	50	50	55.8	4.5	57	51.2	4.5
OR 51X3.5		51.0	3.5	58	4.5	2.9	51	51	56.8	4.5	58	52.2	4.5
OR 52X3.5		52.0	3.5	59	4.5	2.9	52	52	57.8	4.5	59	53.2	4.5
OR 53X3.5		53.0	3.5	60	4.5	2.9	53	53	58.8	4.5	60	54.2	4.5
OR 54X3.5		54.0	3.5	61	4.5	2.9	54	54	59.8	4.5	61	55.2	4.5
OR 55X3.5		55.0	3.5	62	4.5	2.9	55	55	60.8	4.5	62	56.2	4.5
OR 56X3.5		56.0	3.5	63	4.5	2.9	56	56	61.8	4.5	63	57.2	4.5
OR 57X3.5		57.0	3.5	64	4.5	2.9	57	57	62.8	4.5	64	58.2	4.5
OR 58X3.5		58.0	3.5	65	4.5	2.9	58	58	63.8	4.5	65	59.2	4.5
OR 59X3.5		59.0	3.5	66	4.5	2.9	59	59	64.8	4.5	66	60.2	4.5
OR 60X3.5		60.0	3.5	67	4.5	2.9	60	60	65.8	4.5	67	61.2	4.5
OR 61X3.5		61.0	3.5	68	4.5	2.9	61	61	66.8	4.5	68	62.2	4.5
OR 62X3.5		62.0	3.5	69	4.5	2.9	62	62	67.8	4.5	69	63.2	4.5
OR 63X3.5		63.0	3.5	70	4.5	2.9	63	63	68.8	4.5	70	64.2	4.5
OR 64X3.5		64.0	3.5	71	4.5	2.9	64	64	69.8	4.5	71	65.2	4.5
OR 65X3.5		65.0	3.5	72	4.5	2.9	65	65	70.8	4.5	72	66.2	4.5
OR 66X3.5		66.0	3.5	73	4.5	2.9	66	66	71.8	4.5	73	67.2	4.5
OR 67X3.5		67.0	3.5	74	4.5	2.9	67	67	72.8	4.5	74	68.2	4.5
OR 68X3.5		68.0	3.5	75	4.5	2.9	68	68	73.8	4.5	75	69.2	4.5
OR 69X3.5		69.0	3.5	76	4.5	2.9	69	69	74.8	4.5	76	70.2	4.5
OR 70X3.5		70.0	3.5	77	4.5	2.9	70	70	75.8	4.5	77	71.2	4.5
OR 71X3.5		71.0	3.5	78	4.5	2.9	71	71	76.8	4.5	78	72.2	4.5
OR 72X3.5		72.0	3.5	79	4.5	2.9	72	72	77.8	4.5	79	73.2	4.5
OR 73X3.5		73.0	3.5	80	4.5	2.9	73	73	78.8	4.5	80	74.2	4.5
OR 74X3.5		74.0	3.5	81	4.5	2.9	74	74	79.8	4.5	81	75.2	4.5
OR 75X3.5		75.0	3.5	82	4.5	2.9	75	75	80.8	4.5	82	76.2	4.5
OR 76X3.5		76.0	3.5	83	4.5	2.9	76	76	81.8	4.5	83	77.2	4.5
OR 770X3.5		770	3.5	84	4.5	2.9	77	77	82.8	4.5	84	78.2	4.5
OR 78X3.5		78.0	3.5	85	4.5	2.9	78	78	83.8	4.5	85	79.2	4.5
OR 79X3.5		79.0	3.5	86	4.5	2.9	79	79	84.8	4.5	86	80.2	4.5
OR 80X3.5		80.0	3.5	87	4.5	2.9	80	80	85.8	4.5	87	81.2	4.5
OR 81X3.5		81.0	3.5	88	4.5	2.9	81	81	86.8	4.5	88	82.2	4.5
OR 82X3.5		82.0	3.5	89	4.5	2.9	82	82	87.8	4.5	89	83.2	4.5
OR 83X3.5		83.0	3.5	90	4.5	2.9	83	83	88.8	4.5	90	84.2	4.5
OR 84X3.5		84.0	3.5	91	4.5	2.9	84	84	89.8	4.5	91	85.2	4.5
OR 85X3.5		85.0	3.5	92	4.5	2.9	85	85	90.8	4.5	92	86.2	4.5

◀ continua da pagina precedente

continua a pagina successiva ▶

tenuta statica

Metriche



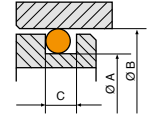
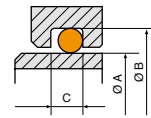
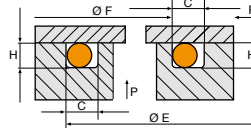
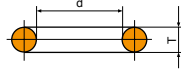
N° Rif.	Cod. AS/BS	d	T	Pressione Interna		Pressione Esterna		Tenuta Stelo			Tenuta Pistone		
				E H11	C ±0.2	H +0.1 0	F h11	A f7	B H11	C ±0.2	B H8	A h11	C ±0.2
OR 86X3.5		86.0	3.5	93	4.5	2.9	86	86	91.8	4.5	93	87.2	4.5
OR 87X3.5		87.0	3.5	94	4.5	2.9	87	87	92.8	4.5	94	88.2	4.5
OR 88X3.5		88.0	3.5	95	4.5	2.9	88	88	93.8	4.5	95	89.2	4.5
OR 89X3.5		89.0	3.5	96	4.5	2.9	89	89	94.8	4.5	96	90.2	4.5
OR 90X3.5		90.0	3.5	97	4.5	2.9	90	90	95.8	4.5	97	91.2	4.5
OR 91X3.5		91.0	3.5	98	4.5	2.9	91	91	96.8	4.5	98	92.2	4.5
OR 92X3.5		92.0	3.5	99	4.5	2.9	92	92	97.8	4.5	99	93.2	4.5
OR 93X3.5		93.0	3.5	100	4.5	2.9	93	93	98.8	4.5	100	94.2	4.5
OR 94X3.5		94.0	3.5	101	4.5	2.9	94	94	99.8	4.5	101	95.2	4.5
OR 95X3.5		95.0	3.5	102	4.5	2.9	95	95	100.8	4.5	102	96.2	4.5
OR 96X3.5		96.0	3.5	103	4.5	2.9	96	96	101.8	4.5	103	97.2	4.5
OR 97X3.5		97.0	3.5	104	4.5	2.9	97	97	102.8	4.5	104	98.2	4.5
OR 98X3.5		98.0	3.5	105	4.5	2.9	98	98	103.8	4.5	105	99.2	4.5
OR 99X3.5		99.0	3.5	106	4.5	2.9	99	99	104.8	4.5	106	100.2	4.5
OR 100X3.5		100.0	3.5	107	4.5	2.9	100	100	105.8	4.5	107	101.2	4.5
OR 101X3.5		101.0	3.5	108	4.5	2.9	101	101	106.8	4.5	108	102.2	4.5
OR 102X3.5		102.0	3.5	109	4.5	2.9	102	102	107.8	4.5	109	103.2	4.5
OR 103X3.5		103.0	3.5	110	4.5	2.9	103	103	108.8	4.5	110	104.2	4.5
OR 104X3.5		104.0	3.5	111	4.5	2.9	104	104	109.8	4.5	111	105.2	4.5
OR 105X3.5		105.0	3.5	112	4.5	2.9	105	105	110.8	4.5	112	106.2	4.5
OR 106X3.5		106.0	3.5	113	4.5	2.9	106	106	111.8	4.5	113	107.2	4.5
OR 107X3.5		107.0	3.5	114	4.5	2.9	107	107	112.8	4.5	114	108.2	4.5
OR 108X3.5		108.0	3.5	115	4.5	2.9	108	108	113.8	4.5	115	109.2	4.5
OR 109X3.5		109.0	3.5	116	4.5	2.9	109	109	114.8	4.5	116	110.2	4.5
OR 110X3.5		110.0	3.5	117	4.5	2.9	110	110	115.8	4.5	117	111.2	4.5
OR 111X3.5		111.0	3.5	118	4.5	2.9	111	111	116.8	4.5	118	112.2	4.5
OR 112X3.5		112.0	3.5	119	4.5	2.9	112	112	117.8	4.5	119	113.2	4.5
OR 113X3.5		113.0	3.5	120	4.5	2.9	113	113	118.8	4.5	120	114.2	4.5
OR 114X3.5		114.0	3.5	121	4.5	2.9	114	114	119.8	4.5	121	115.2	4.5
OR 115X3.5		115.0	3.5	122	4.5	2.9	115	115	120.8	4.5	122	116.2	4.5
OR 116X3.5		116.0	3.5	123	4.5	2.9	116	116	121.8	4.5	123	117.2	4.5
OR 117X3.5		117.0	3.5	124	4.5	2.9	117	117	122.8	4.5	124	118.2	4.5
OR 118X3.5		118.0	3.5	125	4.5	2.9	118	118	123.8	4.5	125	119.2	4.5
OR 119X3.5		119.0	3.5	126	4.5	2.9	119	119	124.8	4.5	126	120.2	4.5
OR 120X3.5		120.0	3.5	127	4.5	2.9	120	120	125.8	4.5	127	121.2	4.5
OR 121X3.5		121.0	3.5	128	4.5	2.9	121	121	126.8	4.5	128	122.2	4.5
OR 122X3.5		122.0	3.5	129	4.5	2.9	122	122	127.8	4.5	129	123.2	4.5
OR 123X3.5		123.0	3.5	130	4.5	2.9	123	123	128.8	4.5	130	124.2	4.5
OR 124X3.5		124.0	3.5	131	4.5	2.9	124	124	129.8	4.5	131	125.2	4.5
OR 125X3.5		125.0	3.5	132	4.5	2.9	125	125	130.8	4.5	132	126.2	4.5
OR 126X3.5		126.0	3.5	133	4.5	2.9	126	126	131.8	4.5	133	127.2	4.5
OR 127X3.5		127.0	3.5	134	4.5	2.9	127	127	132.8	4.5	134	128.2	4.5
OR 128X3.5		128.0	3.5	135	4.5	2.9	128	128	133.8	4.5	135	129.2	4.5
OR 129X3.5		129.0	3.5	136	4.5	2.9	129	129	134.8	4.5	136	130.2	4.5
OR 130X3.5		130.0	3.5	137	4.5	2.9	130	130	135.8	4.5	137	131.2	4.5
OR 131X3.5		131.0	3.5	138	4.5	2.9	131	131	136.8	4.5	138	132.2	4.5
OR 132X3.5		132.0	3.5	139	4.5	2.9	132	132	137.8	4.5	139	133.2	4.5
OR 133X3.5		133.0	3.5	140	4.5	2.9	133	133	138.8	4.5	140	134.2	4.5
OR 134X3.5		134.0	3.5	141	4.5	2.9	134	134	139.8	4.5	141	135.2	4.5
OR 135X3.5		135.0	3.5	142	4.5	2.9	135	135	140.8	4.5	142	136.2	4.5
OR 136X3.5		136.0	3.5	143	4.5	2.9	136	136	141.8	4.5	143	137.2	4.5
OR 137X3.5		137.0	3.5	144	4.5	2.9	137	137	142.8	4.5	144	138.2	4.5
OR 138X3.5		138.0	3.5	145	4.5	2.9	138	138	143.8	4.5	145	139.2	4.5
OR 139X3.5		139.0	3.5	146	4.5	2.9	139	139	144.8	4.5	146	140.2	4.5
OR 140X3.5		140.0	3.5	147	4.5	2.9	140	140	145.8	4.5	147	141.2	4.5
OR 141X3.5		141.0	3.5	148	4.5	2.9	141	141	146.8	4.5	148	142.2	4.5
OR 142X3.5		142.0	3.5	149	4.5	2.9	142	142	147.8	4.5	149	143.2	4.5
OR 143X3.5		143.0	3.5	150	4.5	2.9	143	143	148.8	4.5	150	144.2	4.5
OR 144X3.5		144.0	3.5	151	4.5	2.9	144	144	149.8	4.5	151	145.2	4.5
OR 145X3.5		145.0	3.5	152	4.5	2.9	145	145	150.8	4.5	152	146.2	4.5

◀ continua da pagina precedente

continua a pagina successiva ▶

tenuta statica

Metriche



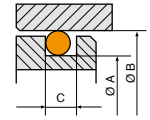
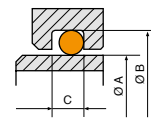
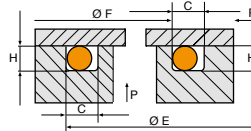
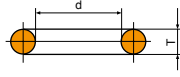
N° Rif.	Cod. AS/BS	d	T	Pressione Interna		Pressione Esterna		Tenuta Stelo			Tenuta Pistone		
				E H11	C ±0.2	H +0.1 0	F h11	A f7	B H11	C ±0.2	B H8	A h11	C ±0.2
OR 146X3.5		146.0	3.5	153	4.5	2.9	146	146	151.8	4.5	153	147.2	4.5
OR 147X3.5		147.0	3.5	154	4.5	2.9	147	147	152.8	4.5	154	148.2	4.5
OR 148X3.5		148.0	3.5	155	4.5	2.9	148	148	153.8	4.5	155	149.2	4.5
OR 149X3.5		149.0	3.5	156	4.5	2.9	149	149	154.8	4.5	156	150.2	4.5
OR 150X3.5		150.0	3.5	157	4.5	2.9	150	150	155.8	4.5	157	151.2	4.5
OR 151X3.5		151.0	3.5	158	4.5	2.9	151	151	156.8	4.5	158	152.2	4.5
OR 152X3.5		152.0	3.5	159	4.5	2.9	152	152	157.8	4.5	159	153.2	4.5
OR 153X3.5		153.0	3.5	160	4.5	2.9	153	153	158.8	4.5	160	154.2	4.5
OR 154X3.5		154.0	3.5	161	4.5	2.9	154	154	159.8	4.5	161	155.2	4.5
OR 155X3.5		155.0	3.5	162	4.5	2.9	155	155	160.8	4.5	162	156.2	4.5
OR 156X3.5		156.0	3.5	163	4.5	2.9	156	156	161.8	4.5	163	157.2	4.5
OR 157X3.5		157.0	3.5	164	4.5	2.9	157	157	162.8	4.5	164	158.2	4.5
OR 158X3.5		158.0	3.5	165	4.5	2.9	158	158	163.8	4.5	165	159.2	4.5
OR 159X3.5		159.0	3.5	166	4.5	2.9	159	159	164.8	4.5	166	160.2	4.5
OR 160X3.5		160.0	3.5	167	4.5	2.9	160	160	165.8	4.5	167	161.2	4.5
OR 161X3.5		161.0	3.5	168	4.5	2.9	161	161	166.8	4.5	168	162.2	4.5
OR 162X3.5		162.0	3.5	169	4.5	2.9	162	162	167.8	4.5	169	163.2	4.5
OR 163X3.5		163.0	3.5	170	4.5	2.9	163	163	168.8	4.5	170	164.2	4.5
OR 164X3.5		164.0	3.5	171	4.5	2.9	164	164	169.8	4.5	171	165.2	4.5
OR 165X3.5		165.0	3.5	172	4.5	2.9	165	165	170.8	4.5	172	166.2	4.5
OR 166X3.5		166.0	3.5	173	4.5	2.9	166	166	171.8	4.5	173	167.2	4.5
OR 167X3.5		167.0	3.5	174	4.5	2.9	167	167	172.8	4.5	174	168.2	4.5
OR 168X3.5		168.0	3.5	175	4.5	2.9	168	168	173.8	4.5	175	169.2	4.5
OR 169X3.5		169.0	3.5	176	4.5	2.9	169	169	174.8	4.5	176	170.2	4.5
OR 170X3.5		170.0	3.5	177	4.5	2.9	170	170	175.8	4.5	177	171.2	4.5
OR 171X3.5		171.0	3.5	178	4.5	2.9	171	171	176.8	4.5	178	172.2	4.5
OR 172X3.5		172.0	3.5	179	4.5	2.9	172	172	177.8	4.5	179	173.2	4.5
OR 173X3.5		173.0	3.5	180	4.5	2.9	173	173	178.8	4.5	180	174.2	4.5
OR 174X3.5		174.0	3.5	181	4.5	2.9	174	174	179.8	4.5	181	175.2	4.5
OR 175X3.5		175.0	3.5	182	4.5	2.9	175	175	180.8	4.5	182	176.2	4.5
OR 176X3.5		176.0	3.5	183	4.5	2.9	176	176	181.8	4.5	183	177.2	4.5
OR 177X3.5		177.0	3.5	184	4.5	2.9	177	177	182.8	4.5	184	178.2	4.5
OR 178X3.5		178.0	3.5	185	4.5	2.9	178	178	183.8	4.5	185	179.2	4.5
OR 179X3.5		179.0	3.5	186	4.5	2.9	179	179	184.8	4.5	186	180.2	4.5
OR 180X3.5		180.0	3.5	187	4.5	2.9	180	180	185.8	4.5	187	181.2	4.5
OR 181X3.5		181.0	3.5	188	4.5	2.9	181	181	186.8	4.5	188	182.2	4.5
OR 182X3.5		182.0	3.5	189	4.5	2.9	182	182	187.8	4.5	189	183.2	4.5
OR 183X3.5		183.0	3.5	190	4.5	2.9	183	183	188.8	4.5	190	184.2	4.5
OR 184X3.5		184.0	3.5	191	4.5	2.9	184	184	189.8	4.5	191	185.2	4.5
OR 185X3.5		185.0	3.5	192	4.5	2.9	185	185	190.8	4.5	192	186.2	4.5
OR 186X3.5		186.0	3.5	193	4.5	2.9	186	186	191.8	4.5	193	187.2	4.5
OR 187X3.5		187.0	3.5	194	4.5	2.9	187	187	192.8	4.5	194	188.2	4.5
OR 188X3.5		188.0	3.5	195	4.5	2.9	188	188	193.8	4.5	195	189.2	4.5
OR 189X3.5		189.0	3.5	196	4.5	2.9	189	189	194.8	4.5	196	190.2	4.5
OR 190X3.5		190.0	3.5	197	4.5	2.9	190	190	195.8	4.5	197	191.2	4.5
OR 191X3.5		191.0	3.5	198	4.5	2.9	191	191	196.8	4.5	198	192.2	4.5
OR 192X3.5		192.0	3.5	199	4.5	2.9	192	192	197.8	4.5	199	193.2	4.5
OR 193X3.5		193.0	3.5	200	4.5	2.9	193	193	198.8	4.5	200	194.2	4.5
OR 194X3.5		194.0	3.5	201	4.5	2.9	194	194	199.8	4.5	201	195.2	4.5
OR 195X3.5		195.0	3.5	202	4.5	2.9	195	195	200.8	4.5	202	196.2	4.5
OR 196X3.5		196.0	3.5	203	4.5	2.9	196	196	201.8	4.5	203	197.2	4.5
OR 197X3.5		197.0	3.5	204	4.5	2.9	197	197	202.8	4.5	204	198.2	4.5
OR 198X3.5		198.0	3.5	205	4.5	2.9	198	198	203.8	4.5	205	199.2	4.5
OR 199X3.5		199.0	3.5	206	4.5	2.9	199	199	204.8	4.5	206	200.2	4.5
OR 200X3.5		200.0	3.5	207	4.5	2.9	200	200	205.8	4.5	207	201.2	4.5
OR 201X3.5		201.0	3.5	208	4.5	2.9	201	201	206.8	4.5	208	202.2	4.5
OR 202X3.5		202.0	3.5	209	4.5	2.9	202	202	207.8	4.5	209	203.2	4.5
OR 203X3.5		203.0	3.5	210	4.5	2.9	203	203	208.8	4.5	210	204.2	4.5
OR 204X3.5		204.0	3.5	211	4.5	2.9	204	204	209.8	4.5	211	205.2	4.5
OR 205X3.5		205.0	3.5	212	4.5	2.9	205	205	210.8	4.5	212	206.2	4.5

◀ continua da pagina precedente

continua a pagina successiva ▶

tenuta statica

Metriche



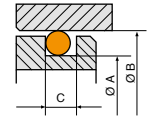
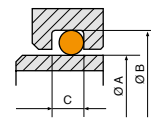
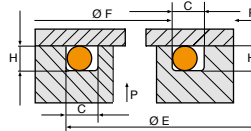
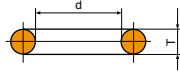
N° Rif.	Cod. AS/BS	d	T	Pressione Interna		Pressione Esterna		Tenuta Stelo			Tenuta Pistone		
				E H11	C ±0.2	H +0.1 0	F h11	A f7	B H11	C ±0.2	B H8	A h11	C ±0.2
OR 206X3.5		206.0	3.5	213	4.5	2.9	206	206	211.8	4.5	213	207.2	4.5
OR 207X3.5		207.0	3.5	214	4.5	2.9	207	207	212.8	4.5	214	208.2	4.5
OR 208X3.5		208.0	3.5	215	4.5	2.9	208	208	213.8	4.5	215	209.2	4.5
OR 209X3.5		209.0	3.5	216	4.5	2.9	209	209	214.8	4.5	216	210.2	4.5
OR 210X3.5		210.0	3.5	217	4.5	2.9	210	210	215.8	4.5	217	211.2	4.5
OR 211X3.5		211.0	3.5	218	4.5	2.9	211	211	216.8	4.5	218	212.2	4.5
OR 212X3.5		212.0	3.5	219	4.5	2.9	212	212	217.8	4.5	219	213.2	4.5
OR 213X3.5		213.0	3.5	220	4.5	2.9	213	213	218.8	4.5	220	214.2	4.5
OR 214X3.5		214.0	3.5	221	4.5	2.9	214	214	219.8	4.5	221	215.2	4.5
OR 215X3.5		215.0	3.5	222	4.5	2.9	215	215	220.8	4.5	222	216.2	4.5
OR 216X3.5		216.0	3.5	223	4.5	2.9	216	216	221.8	4.5	223	217.2	4.5
OR 217X3.5		217.0	3.5	224	4.5	2.9	217	217	222.8	4.5	224	218.2	4.5
OR 218X3.5		218.0	3.5	225	4.5	2.9	218	218	223.8	4.5	225	219.2	4.5
OR 219X3.5		219.0	3.5	226	4.5	2.9	219	219	224.8	4.5	226	220.2	4.5
OR 220X3.5		220.0	3.5	227	4.5	2.9	220	220	225.8	4.5	227	221.2	4.5
OR 221X3.5		221.0	3.5	228	4.5	2.9	221	221	226.8	4.5	228	222.2	4.5
OR 222X3.5		222.0	3.5	229	4.5	2.9	222	222	227.8	4.5	229	223.2	4.5
OR 223X3.5		223.0	3.5	230	4.5	2.9	223	223	228.8	4.5	230	224.2	4.5
OR 224X3.5		224.0	3.5	231	4.5	2.9	224	224	229.8	4.5	231	225.2	4.5
OR 225X3.5		225.0	3.5	232	4.5	2.9	225	225	230.8	4.5	232	226.2	4.5
OR 226X3.5		226.0	3.5	233	4.5	2.9	226	226	231.8	4.5	233	227.2	4.5
OR 227X3.5		227.0	3.5	234	4.5	2.9	227	227	232.8	4.5	234	228.2	4.5
OR 228X3.5		228.0	3.5	235	4.5	2.9	228	228	233.8	4.5	235	229.2	4.5
OR 229X3.5		229.0	3.5	236	4.5	2.9	229	229	234.8	4.5	236	230.2	4.5
OR 230X3.5		230.0	3.5	237	4.5	2.9	230	230	235.8	4.5	237	231.2	4.5
OR 231X3.5		231.0	3.5	238	4.5	2.9	231	231	236.8	4.5	238	232.2	4.5
OR 232X3.5		232.0	3.5	239	4.5	2.9	232	232	237.8	4.5	239	233.2	4.5
OR 233X3.5		233.0	3.5	240	4.5	2.9	233	233	238.8	4.5	240	234.2	4.5
OR 234X3.5		234.0	3.5	241	4.5	2.9	234	234	239.8	4.5	241	235.2	4.5
OR 235X3.5		235.0	3.5	242	4.5	2.9	235	235	240.8	4.5	242	236.2	4.5
OR 236X3.5		236.0	3.5	243	4.5	2.9	236	236	241.8	4.5	243	237.2	4.5
OR 237X3.5		237.0	3.5	244	4.5	2.9	237	237	242.8	4.5	244	238.2	4.5
OR 238X3.5		238.0	3.5	245	4.5	2.9	238	238	243.8	4.5	245	239.2	4.5
OR 239X3.5		239.0	3.5	246	4.5	2.9	239	239	244.8	4.5	246	240.2	4.5
OR 240X3.5		240.0	3.5	247	4.5	2.9	240	240	245.8	4.5	247	241.2	4.5
OR 241X3.5		241.0	3.5	248	4.5	2.9	241	241	246.8	4.5	248	242.2	4.5
OR 242X3.5		242.0	3.5	249	4.5	2.9	242	242	247.8	4.5	249	243.2	4.5
OR 243X3.5		243.0	3.5	250	4.5	2.9	243	243	248.8	4.5	250	244.2	4.5
OR 244X3.5		244.0	3.5	251	4.5	2.9	244	244	249.8	4.5	251	245.2	4.5
OR 245X3.5		245.0	3.5	252	4.5	2.9	245	245	250.8	4.5	252	246.2	4.5
OR 246X3.5		246.0	3.5	253	4.5	2.9	246	246	251.8	4.5	253	247.2	4.5
OR 247X3.5		247.0	3.5	254	4.5	2.9	247	247	252.8	4.5	254	248.2	4.5
OR 248X3.5		248.0	3.5	255	4.5	2.9	248	248	253.8	4.5	255	249.2	4.5
OR 249X3.5		249.0	3.5	256	4.5	2.9	249	249	254.8	4.5	256	250.2	4.5
OR 250X3.5		250.0	3.5	257	4.5	2.9	250	250	255.8	4.5	257	251.2	4.5
OR 251X3.5		251.0	3.5	258	4.5	2.9	251	251	256.8	4.5	258	252.2	4.5
OR 252X3.5		252.0	3.5	259	4.5	2.9	252	252	257.8	4.5	259	253.2	4.5
OR 253X3.5		253.0	3.5	260	4.5	2.9	253	253	258.8	4.5	260	254.2	4.5
OR 254X3.5		254.0	3.5	261	4.5	2.9	254	254	259.8	4.5	261	255.2	4.5
OR 255X3.5		255.0	3.5	262	4.5	2.9	255	255	260.8	4.5	262	256.2	4.5
OR 256X3.5		256.0	3.5	263	4.5	2.9	256	256	261.8	4.5	263	257.2	4.5
OR 257X3.5		257.0	3.5	264	4.5	2.9	257	257	262.8	4.5	264	258.2	4.5
OR 258X3.5		258.0	3.5	265	4.5	2.9	258	258	263.8	4.5	265	259.2	4.5
OR 259X3.5		259.0	3.5	266	4.5	2.9	259	259	264.8	4.5	266	260.2	4.5
OR 260X3.5		260.0	3.5	267	4.5	2.9	260	260	265.8	4.5	267	261.2	4.5
OR 261X3.5		261.0	3.5	268	4.5	2.9	261	261	266.8	4.5	268	262.2	4.5
OR 262X3.5		262.0	3.5	269	4.5	2.9	262	262	267.8	4.5	269	263.2	4.5
OR 263X3.5		263.0	3.5	270	4.5	2.9	263	263	268.8	4.5	270	264.2	4.5
OR 264X3.5		264.0	3.5	271	4.5	2.9	264	264	269.8	4.5	271	265.2	4.5
OR 265X3.5		265.0	3.5	272	4.5	2.9	265	265	270.8	4.5	272	266.2	4.5

◀ continua da pagina precedente

continua a pagina successiva ▶

tenuta statica

Metriche



tenuta statica

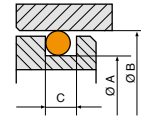
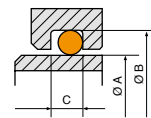
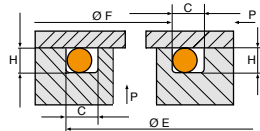
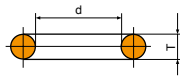
N° Rif.	Cod. AS/BS	d	T	Pressione Interna		Pressione Esterna		Tenuta Stelo			Tenuta Pistone		
				E H11	C ±0.2	H +0.1 0	F h11	A f7	B H11	C ±0.2	B H8	A h11	C ±0.2
OR 266X3.5		266.0	3.5	273	4.5	2.9	266	266	271.8	4.5	273	267.2	4.5
OR 267X3.5		267.0	3.5	274	4.5	2.9	267	267	272.8	4.5	274	268.2	4.5
OR 268X3.5		268.0	3.5	275	4.5	2.9	268	268	273.8	4.5	275	269.2	4.5
OR 269X3.5		269.0	3.5	276	4.5	2.9	269	269	274.8	4.5	276	270.2	4.5
OR 270X3.5		270.0	3.5	277	4.5	2.9	270	270	275.8	4.5	277	271.2	4.5
OR 271X3.5		271.0	3.5	278	4.5	2.9	271	271	276.8	4.5	278	272.2	4.5
OR 272X3.5		272.0	3.5	279	4.5	2.9	272	272	277.8	4.5	279	273.2	4.5
OR 273X3.5		273.0	3.5	280	4.5	2.9	273	273	278.8	4.5	280	274.2	4.5
OR 274X3.5		274.0	3.5	281	4.5	2.9	274	274	279.8	4.5	281	275.2	4.5
OR 275X3.5		275.0	3.5	282	4.5	2.9	275	275	280.8	4.5	282	276.2	4.5
OR 276X3.5		276.0	3.5	283	4.5	2.9	276	276	281.8	4.5	283	277.2	4.5
OR 277X3.5		277.0	3.5	284	4.5	2.9	277	277	282.8	4.5	284	278.2	4.5
OR 278X3.5		278.0	3.5	285	4.5	2.9	278	278	283.8	4.5	285	279.2	4.5
OR 279X3.5		279.0	3.5	286	4.5	2.9	279	279	284.8	4.5	286	280.2	4.5
OR 280X3.5		280.0	3.5	287	4.5	2.9	280	280	285.8	4.5	287	281.2	4.5
OR 281X3.5		281.0	3.5	288	4.5	2.9	281	281	286.8	4.5	288	282.2	4.5
OR 282X3.5		282.0	3.5	289	4.5	2.9	282	282	287.8	4.5	289	283.2	4.5
OR 283X3.5		283.0	3.5	290	4.5	2.9	283	283	288.8	4.5	290	284.2	4.5
OR 284X3.5		284.0	3.5	291	4.5	2.9	284	284	289.8	4.5	291	285.2	4.5
OR 285X3.5		285.0	3.5	292	4.5	2.9	285	285	290.8	4.5	292	286.2	4.5
OR 286X3.5		286.0	3.5	293	4.5	2.9	286	286	291.8	4.5	293	287.2	4.5
OR 287X3.5		287.0	3.5	294	4.5	2.9	287	287	292.8	4.5	294	288.2	4.5
OR 288X3.5		288.0	3.5	295	4.5	2.9	288	288	293.8	4.5	295	289.2	4.5
OR 289X3.5		289.0	3.5	296	4.5	2.9	289	289	294.8	4.5	296	290.2	4.5
OR 290X3.5		290.0	3.5	297	4.5	2.9	290	290	295.8	4.5	297	291.2	4.5
OR 291X3.5		291.0	3.5	298	4.5	2.9	291	291	296.8	4.5	298	292.2	4.5
OR 292X3.5		292.0	3.5	299	4.5	2.9	292	292	297.8	4.5	299	293.2	4.5
OR 293X3.5		293.0	3.5	300	4.5	2.9	293	293	298.8	4.5	300	294.2	4.5
OR 294X3.5		294.0	3.5	301	4.5	2.9	294	294	299.8	4.5	301	295.2	4.5
OR 295X3.5		295.0	3.5	302	4.5	2.9	295	295	300.8	4.5	302	296.2	4.5
OR 296X3.5		296.0	3.5	303	4.5	2.9	296	296	301.8	4.5	303	297.2	4.5
OR 297X3.5		297.0	3.5	304	4.5	2.9	297	297	302.8	4.5	304	298.2	4.5
OR 298X3.5		298.0	3.5	305	4.5	2.9	298	298	303.8	4.5	305	299.2	4.5
OR 299X3.5		299.0	3.5	306	4.5	2.9	299	299	304.8	4.5	306	300.2	4.5
OR 300X3.5		300.0	3.5	307	4.5	2.9	300	300	305.8	4.5	307	301.2	4.5
COR DA 4.0													
OR 4X4		4.0	4.0	12	5	3.3	4	4	10.6	5	12	5.4	5
OR 5X4		5.0	4.0	13	5	3.3	5	5	11.6	5	13	6.4	5
OR 6X4		6.0	4.0	14	5	3.3	6	6	12.6	5	14	7.4	5
OR 7X4		7.0	4.0	15	5	3.3	7	7	13.6	5	15	8.4	5
OR 8X4		8.0	4.0	16	5	3.3	8	8	14.6	5	16	9.4	5
OR 9X4		9.0	4.0	17	5	3.3	9	9	15.6	5	17	10.4	5
OR 10X4		10.0	4.0	18	5	3.3	10	10	16.6	5	18	11.4	5
OR 11X4		11.0	4.0	19	5	3.3	11	11	17.6	5	19	12.4	5
OR 12X4		12.0	4.0	20	5	3.3	12	12	18.6	5	20	13.4	5
OR 13X4		13.0	4.0	21	5	3.3	13	13	19.6	5	21	14.4	5
OR 14X4		14.0	4.0	22	5	3.3	14	14	20.6	5	22	15.4	5
OR 15X4		15.0	4.0	23	5	3.3	15	15	21.6	5	23	16.4	5
OR 16X4		16.0	4.0	24	5	3.3	16	16	22.6	5	24	17.4	5
OR 17X4		17.0	4.0	25	5	3.3	17	17	23.6	5	25	18.4	5
OR 18X4		18.0	4.0	26	5	3.3	18	18	24.6	5	26	19.4	5
OR 19X4		19.0	4.0	27	5	3.3	19	19	25.6	5	27	20.4	5
OR 20X4		20.0	4.0	28	5	3.3	20	20	26.6	5	28	21.4	5
OR 21X4		21.0	4.0	29	5	3.3	21	21	27.6	5	29	22.4	5
OR 22X4		22.0	4.0	30	5	3.3	22	22	28.6	5	30	23.4	5
OR 23X4		23.0	4.0	31	5	3.3	23	23	29.6	5	31	24.4	5
OR 24X4		24.0	4.0	32	5	3.3	24	24	30.6	5	32	25.4	5
OR 25X4		25.0	4.0	33	5	3.3	25	25	31.6	5	33	26.4	5
OR 26X4		26.0	4.0	34	5	3.3	26	26	32.6	5	34	27.4	5

◀ continua da pagina precedente

continua a pagina successiva ▶

tenuta statica

Metriche



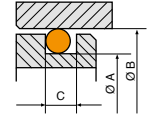
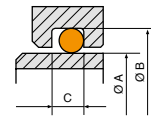
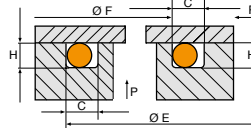
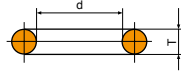
N° Rif.	Cod. AS/BS	d	T	Pressione Interna		Pressione Esterna		Tenuta Stelo			Tenuta Pistone		
				E H11	C ±0.2	H +0.1 0	F h11	A f7	B H11	C ±0.2	B H8	A h11	C ±0.2
OR 27X4		27.0	4.0	35	5	3.3	27	27	33.6	5	35	28.4	5
OR 28X4		28.0	4.0	36	5	3.3	28	28	34.6	5	36	29.4	5
OR 29X4		29.0	4.0	37	5	3.3	29	29	35.6	5	37	30.4	5
OR 30X4		30.0	4.0	38	5	3.3	30	30	36.6	5	38	31.4	5
OR 31X4		31.0	4.0	39	5	3.3	31	31	37.6	5	39	32.4	5
OR 32X4		32.0	4.0	40	5	3.3	32	32	38.6	5	40	33.4	5
OR 33X4		33.0	4.0	41	5	3.3	33	33	39.6	5	41	34.4	5
OR 34X4		34.0	4.0	42	5	3.3	34	34	40.6	5	42	35.4	5
OR 35X4		35.0	4.0	43	5	3.3	35	35	41.6	5	43	36.4	5
OR 36X4		36.0	4.0	44	5	3.3	36	36	42.6	5	44	37.4	5
OR 37X4		37.0	4.0	45	5	3.3	37	37	43.6	5	45	38.4	5
OR 38X4		38.0	4.0	46	5	3.3	38	38	44.6	5	46	39.4	5
OR 39X4		39.0	4.0	47	5	3.3	39	39	45.6	5	47	40.4	5
OR 40X4		40.0	4.0	48	5	3.3	40	40	46.6	5	48	41.4	5
OR 41X4		41.0	4.0	49	5	3.3	41	41	47.6	5	49	42.4	5
OR 42X4		42.0	4.0	50	5	3.3	42	42	48.6	5	50	43.4	5
OR 43X4		43.0	4.0	51	5	3.3	43	43	49.6	5	51	44.4	5
OR 44X4		44.0	4.0	52	5	3.3	44	44	50.6	5	52	45.4	5
OR 45X4		45.0	4.0	53	5	3.3	45	45	51.6	5	53	46.4	5
OR 46X4		46.0	4.0	54	5	3.3	46	46	52.6	5	54	47.4	5
OR 47X4		47.0	4.0	55	5	3.3	47	47	53.6	5	55	48.4	5
OR 48X4		48.0	4.0	56	5	3.3	48	48	54.6	5	56	49.4	5
OR 49X4		49.0	4.0	57	5	3.3	49	49	55.6	5	57	50.4	5
OR 50X4		50.0	4.0	58	5	3.3	50	50	56.6	5	58	51.4	5
OR 51X4		51.0	4.0	59	5	3.3	51	51	57.6	5	59	52.4	5
OR 52X4		52.0	4.0	60	5	3.3	52	52	58.6	5	60	53.4	5
OR 53X4		53.0	4.0	61	5	3.3	53	53	59.6	5	61	54.4	5
OR 54X4		54.0	4.0	62	5	3.3	54	54	60.6	5	62	55.4	5
OR 55X4		55.0	4.0	63	5	3.3	55	55	61.6	5	63	56.4	5
OR 56X4		56.0	4.0	64	5	3.3	56	56	62.6	5	64	57.4	5
OR 57X4		57.0	4.0	65	5	3.3	57	57	63.6	5	65	58.4	5
OR 58X4		58.0	4.0	66	5	3.3	58	58	64.6	5	66	59.4	5
OR 59X4		59.0	4.0	67	5	3.3	59	59	65.6	5	67	60.4	5
OR 60X4		60.0	4.0	68	5	3.3	60	60	66.6	5	68	61.4	5
OR 62X4		62.0	4.0	70	5	3.3	62	62	68.6	5	70	63.4	5
OR 63X4		63.0	4.0	71	5	3.3	63	63	69.6	5	71	64.4	5
OR 64X4		64.0	4.0	72	5	3.3	64	64	70.6	5	72	65.4	5
OR 65X4		65.0	4.0	73	5	3.3	65	65	71.6	5	73	66.4	5
OR 66X4		66.0	4.0	74	5	3.3	66	66	72.6	5	74	67.4	5
OR 67X4		67.0	4.0	75	5	3.3	67	67	73.6	5	75	68.4	5
OR 68X4		68.0	4.0	76	5	3.3	68	68	74.6	5	76	69.4	5
OR 69X4		69.0	4.0	77	5	3.3	69	69	75.6	5	77	70.4	5
OR 70X4		70.0	4.0	78	5	3.3	70	70	76.6	5	78	71.4	5
OR 71X4		71.0	4.0	79	5	3.3	71	71	77.6	5	79	72.4	5
OR 72X4		72.0	4.0	80	5	3.3	72	72	78.6	5	80	73.4	5
OR 73X4		73.0	4.0	81	5	3.3	73	73	79.6	5	81	74.4	5
OR 74X4		74.0	4.0	82	5	3.3	74	74	80.6	5	82	75.4	5
OR 75X4		75.0	4.0	83	5	3.3	75	75	81.6	5	83	76.4	5
OR 76X4		76.0	4.0	84	5	3.3	76	76	82.6	5	84	77.4	5
OR 77X4		77.0	4.0	85	5	3.3	77	77	83.6	5	85	78.4	5
OR 78X4		78.0	4.0	86	5	3.3	78	78	84.6	5	86	79.4	5
OR 80X4		80.0	4.0	88	5	3.3	80	80	86.6	5	88	81.4	5
OR 82X4		82.0	4.0	90	5	3.3	82	82	88.6	5	90	83.4	5
OR 83X4		83.0	4.0	91	5	3.3	83	83	89.6	5	91	84.4	5
OR 84X4		84.0	4.0	92	5	3.3	84	84	90.6	5	92	85.4	5
OR 85X4		85.0	4.0	93	5	3.3	85	85	91.6	5	93	86.4	5
OR 86X4		86.0	4.0	94	5	3.3	86	86	92.6	5	94	87.4	5
OR 87X4		87.0	4.0	95	5	3.3	87	87	93.6	5	95	88.4	5
OR 88X4		88.0	4.0	96	5	3.3	88	88	94.6	5	96	89.4	5
OR 89X4		89.0	4.0	97	5	3.3	89	89	95.6	5	97	90.4	5

◀ continua da pagina precedente

continua a pagina successiva ▶

tenuta statica

Metriche



tenuta statica

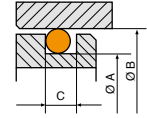
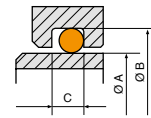
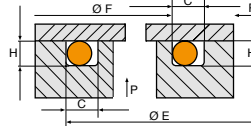
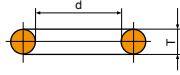
N° Rif.	Cod. AS/BS	d	T	Pressione Interna		Pressione Esterna		Tenuta Stelo			Tenuta Pistone		
				E H11	C ±0.2	H +0.1 0	F h11	A f7	B H11	C ±0.2	B H8	A h11	C ±0.2
OR 90X4		90.0	4.0	98	5	3.3	90	90	96.6	5	98	91.4	5
OR 91X4		91.0	4.0	99	5	3.3	91	91	97.6	5	99	92.4	5
OR 92X4		92.0	4.0	100	5	3.3	92	92	98.6	5	100	93.4	5
OR 93X4		93.0	4.0	101	5	3.3	93	93	99.6	5	101	94.4	5
OR 94X4		94.0	4.0	102	5	3.3	94	94	100.6	5	102	95.4	5
OR 95X4		95.0	4.0	103	5	3.3	95	95	101.6	5	103	96.4	5
OR 96X4		96.0	4.0	104	5	3.3	96	96	102.6	5	104	97.4	5
OR 97X4		97.0	4.0	105	5	3.3	97	97	103.6	5	105	98.4	5
OR 98X4		98.0	4.0	106	5	3.3	98	98	104.6	5	106	99.4	5
OR 99X4		99.0	4.0	107	5	3.3	99	99	105.6	5	107	100.4	5
OR 100X4		100.0	4.0	108	5	3.3	100	100	106.6	5	108	101.4	5
OR 101X4		101.0	4.0	109	5	3.3	101	101	107.6	5	109	102.4	5
OR 102X4		102.0	4.0	110	5	3.3	102	102	108.6	5	110	103.4	5
OR 103X4		103.0	4.0	111	5	3.3	103	103	109.6	5	111	104.4	5
OR 104X4		104.0	4.0	112	5	3.3	104	104	110.6	5	112	105.4	5
OR 105X4		105.0	4.0	113	5	3.3	105	105	111.6	5	113	106.4	5
OR 108X4		108.0	4.0	116	5	3.3	108	108	114.6	5	116	109.4	5
OR 110X4		110.0	4.0	118	5	3.3	110	110	116.6	5	118	111.4	5
OR 112X4		112.0	4.0	120	5	3.3	112	112	118.6	5	120	113.4	5
OR 113X4		113.0	4.0	121	5	3.3	113	113	119.6	5	121	114.4	5
OR 114X4		114.0	4.0	122	5	3.3	114	114	120.6	5	122	115.4	5
OR 115X4		115.0	4.0	123	5	3.3	115	115	121.6	5	123	116.4	5
OR 116X4		116.0	4.0	124	5	3.3	116	116	122.6	5	124	117.4	5
OR 117X4		117.0	4.0	125	5	3.3	117	117	123.6	5	125	118.4	5
OR 118X4		118.0	4.0	126	5	3.3	118	118	124.6	5	126	119.4	5
OR 120X4		120.0	4.0	128	5	3.3	120	120	126.6	5	128	121.4	5
OR 121X4		121.0	4.0	129	5	3.3	121	121	127.6	5	129	122.4	5
OR 122X4		122.0	4.0	130	5	3.3	122	122	128.6	5	130	123.4	5
OR 124X4		124.0	4.0	132	5	3.3	124	124	130.6	5	132	125.4	5
OR 125X4		125.0	4.0	133	5	3.3	125	125	131.6	5	133	126.4	5
OR 126X4		126.0	4.0	134	5	3.3	126	126	132.6	5	134	127.4	5
OR 128X4		128.0	4.0	136	5	3.3	128	128	134.6	5	136	129.4	5
OR 129X4		129.0	4.0	137	5	3.3	129	129	135.6	5	137	130.4	5
OR 130X4		130.0	4.0	138	5	3.3	130	130	136.6	5	138	131.4	5
OR 132X4		132.0	4.0	140	5	3.3	132	132	138.6	5	140	133.4	5
OR 134X4		134.0	4.0	142	5	3.3	134	134	140.6	5	142	135.4	5
OR 135X4		135.0	4.0	143	5	3.3	135	135	141.6	5	143	136.4	5
OR 136X4		136.0	4.0	144	5	3.3	136	136	142.6	5	144	137.4	5
OR 137X4		137.0	4.0	145	5	3.3	137	137	143.6	5	145	138.4	5
OR 138X4		138.0	4.0	146	5	3.3	138	138	144.6	5	146	139.4	5
OR 140X4		140.0	4.0	148	5	3.3	140	140	146.6	5	148	141.4	5
OR 142X4		142.0	4.0	150	5	3.3	142	142	148.6	5	150	143.4	5
OR 143X4		143.0	4.0	151	5	3.3	143	143	149.6	5	151	144.4	5
OR 144X4		144.0	4.0	152	5	3.3	144	144	150.6	5	152	145.4	5
OR 145X4		145.0	4.0	153	5	3.3	145	145	151.6	5	153	146.4	5
OR 148X4		148.0	4.0	156	5	3.3	148	148	154.6	5	156	149.4	5
OR 150X4		150.0	4.0	158	5	3.3	150	150	156.6	5	158	151.4	5
OR 151X4		151.0	4.0	159	5	3.3	151	151	157.6	5	159	152.4	5
OR 153X4		153.0	4.0	161	5	3.3	153	153	159.6	5	161	154.4	5
OR 155X4		155.0	4.0	163	5	3.3	155	155	161.6	5	163	156.4	5
OR 158X4		158.0	4.0	166	5	3.3	158	158	164.6	5	166	159.4	5
OR 160X4		160.0	4.0	168	5	3.3	160	160	166.6	5	168	161.4	5
OR 162X4		162.0	4.0	170	5	3.3	162	162	168.6	5	170	163.4	5
OR 165X4		165.0	4.0	173	5	3.3	165	165	171.6	5	173	166.4	5
OR 168X4		168.0	4.0	176	5	3.3	168	168	174.6	5	176	169.4	5
OR 170X4		170.0	4.0	178	5	3.3	170	170	176.6	5	178	171.4	5
OR 172X4		172.0	4.0	180	5	3.3	172	172	178.6	5	180	173.4	5
OR 174X4		174.0	4.0	182	5	3.3	174	174	180.6	5	182	175.4	5
OR 175X4		175.0	4.0	183	5	3.3	175	175	181.6	5	183	176.4	5
OR 177X4		177.0	4.0	185	5	3.3	177	177	183.6	5	185	178.4	5

◀ continua da pagina precedente

continua a pagina successiva ▶

tenuta statica

Metriche



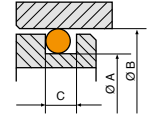
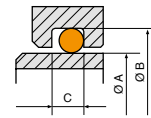
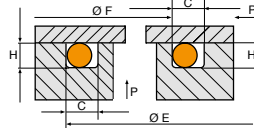
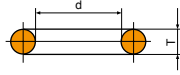
N° Rif.	Cod. AS/BS	d	T	Pressione Interna		Pressione Esterna		Tenuta Stelo			Tenuta Pistone		
				E H11	C ±0.2	H +0.1 0	F h11	A f7	B H11	C ±0.2	B H8	A h11	C ±0.2
OR 180X4		180.0	4.0	188	5	3.3	180	180	186.6	5	188	181.4	5
OR 185X4		185.0	4.0	193	5	3.3	185	185	191.6	5	193	186.4	5
OR 188X4		188.0	4.0	196	5	3.3	188	188	194.6	5	196	189.4	5
OR 190X4		190.0	4.0	198	5	3.3	190	190	196.6	5	198	191.4	5
OR 192X4		192.0	4.0	200	5	3.3	192	192	198.6	5	200	193.4	5
OR 195X4		195.0	4.0	203	5	3.3	195	195	201.6	5	203	196.4	5
OR 200X4		200.0	4.0	208	5	3.3	200	200	206.6	5	208	201.4	5
OR 201X4		201.0	4.0	209	5	3.3	201	201	207.6	5	209	202.4	5
OR 204X4		204.0	4.0	212	5	3.3	204	204	210.6	5	212	205.4	5
OR 205X4		205.0	4.0	213	5	3.3	205	205	211.6	5	213	206.4	5
OR 210X4		210.0	4.0	218	5	3.3	210	210	216.6	5	218	211.4	5
OR 215X4		215.0	4.0	223	5	3.3	215	215	221.6	5	223	216.4	5
OR 220X4		220.0	4.0	228	5	3.3	220	220	226.6	5	228	221.4	5
OR 225X4		225.0	4.0	233	5	3.3	225	225	231.6	5	233	226.4	5
OR 230X4		230.0	4.0	238	5	3.3	230	230	236.6	5	238	231.4	5
OR 235X4		235.0	4.0	243	5	3.3	235	235	241.6	5	243	236.4	5
OR 240X4		240.0	4.0	248	5	3.3	240	240	246.6	5	248	241.4	5
OR 245X4		245.0	4.0	253	5	3.3	245	245	251.6	5	253	246.4	5
OR 250X4		250.0	4.0	258	5	3.3	250	250	256.6	5	258	251.4	5
OR 254X4		254.0	4.0	262	5	3.3	254	254	260.6	5	262	255.4	5
OR 255X4		255.0	4.0	263	5	3.3	255	255	261.6	5	263	256.4	5
OR 260X4		260.0	4.0	268	5	3.3	260	260	266.6	5	268	261.4	5
OR 265X4		265.0	4.0	273	5	3.3	265	265	271.6	5	273	266.4	5
OR 270X4		270	4	278	5	3.3	270	270	276.6	5	278	271.4	5
OR 275X4		275	4	283	5	3.3	275	275	281.6	5	283	276.4	5
OR 280X4		280	4	288	5	3.3	280	280	286.6	5	288	281.4	5
OR 285X4		285	4	293	5	3.3	285	285	291.6	5	293	286.4	5
OR 290X4		290	4	298	5	3.3	290	290	296.6	5	298	291.4	5
OR 295X4		295	4	303	5	3.3	295	295	301.6	5	303	296.4	5
OR 300X4		300	4	308	5	3.3	300	300	306.6	5	308	301.4	5
COR DA 5.0													
OR 4X5		4.0	5.0	14	6.5	4.1	4	4	12.2	6.5	14	5.8	6.5
OR 5X5		5.0	5.0	15	6.5	4.1	5	5	13.2	6.5	15	6.8	6.5
OR 6X5		6.0	5.0	16	6.5	4.1	6	6	14.2	6.5	16	7.8	6.5
OR 7X5		7.0	5.0	17	6.5	4.1	7	7	15.2	6.5	17	8.8	6.5
OR 8X5		8.0	5.0	18	6.5	4.1	8	8	16.2	6.5	18	9.8	6.5
OR 10X5		10.0	5.0	20	6.5	4.1	10	10	18.2	6.5	20	11.8	6.5
OR 11X5		11.0	5.0	21	6.5	4.1	11	11	19.2	6.5	21	12.8	6.5
OR 12X5		12.0	5.0	22	6.5	4.1	12	12	20.2	6.5	22	13.8	6.5
OR 14X5		14.0	5.0	24	6.5	4.1	14	14	22.2	6.5	24	15.8	6.5
OR 15X5		15.0	5.0	25	6.5	4.1	15	15	23.2	6.5	25	16.8	6.5
OR 16X5		16.0	5.0	26	6.5	4.1	16	16	24.2	6.5	26	17.8	6.5
OR 18X5		18.0	5.0	28	6.5	4.1	18	18	26.2	6.5	28	19.8	6.5
OR 19X5		19.0	5.0	29	6.5	4.1	19	19	27.2	6.5	29	20.8	6.5
OR 20X5		20.0	5.0	30	6.5	4.1	20	20	28.2	6.5	30	21.8	6.5
OR 21X5		21.0	5.0	31	6.5	4.1	21	21	29.2	6.5	31	22.8	6.5
OR 22X5		22.0	5.0	32	6.5	4.1	22	22	30.2	6.5	32	23.8	6.5
OR 23X5		23.0	5.0	33	6.5	4.1	23	23	31.2	6.5	33	24.8	6.5
OR 24X5		24.0	5.0	34	6.5	4.1	24	24	32.2	6.5	34	25.8	6.5
OR 25X5		25.0	5.0	35	6.5	4.1	25	25	33.2	6.5	35	26.8	6.5
OR 26X5		26.0	5.0	36	6.5	4.1	26	26	34.2	6.5	36	27.8	6.5
OR 27X5		27.0	5.0	37	6.5	4.1	27	27	35.2	6.5	37	28.8	6.5
OR 28X5		28.0	5.0	38	6.5	4.1	28	28	36.2	6.5	38	29.8	6.5
OR 30X5		30.0	5.0	40	6.5	4.1	30	30	38.2	6.5	40	31.8	6.5
OR 31X5		31.0	5.0	41	6.5	4.1	31	31	39.2	6.5	41	32.8	6.5
OR 32X5		32.0	5.0	42	6.5	4.1	32	32	40.2	6.5	42	33.8	6.5
OR 33X5		33.0	5.0	43	6.5	4.1	33	33	41.2	6.5	43	34.8	6.5
OR 34X5		34.0	5.0	44	6.5	4.1	34	34	42.2	6.5	44	35.8	6.5
OR 35X5		35.0	5.0	45	6.5	4.1	35	35	43.2	6.5	45	36.8	6.5

◀ continua da pagina precedente

continua a pagina successiva ▶

tenuta statica

Metriche



tenuta statica

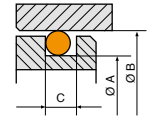
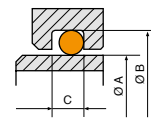
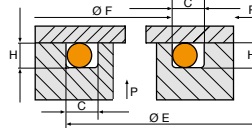
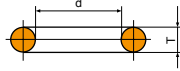
N° Rif.	Cod. AS/BS	d	T	Pressione Interna		Pressione Esterna		Tenuta Stelo			Tenuta Pistone		
				E H11	C ±0.2	H +0.1 0	F h11	A f7	B H11	C ±0.2	B H8	A h11	C ±0.2
OR 36X5		36.0	5.0	46	6.5	4.1	36	36	44.2	6.5	46	37.8	6.5
OR 37X5		37.0	5.0	47	6.5	4.1	37	37	45.2	6.5	47	38.8	6.5
OR 38X5		38.0	5.0	48	6.5	4.1	38	38	46.2	6.5	48	39.8	6.5
OR 39X5		39.0	5.0	49	6.5	4.1	39	39	47.2	6.5	49	40.8	6.5
OR 40X5		40.0	5.0	50	6.5	4.1	40	40	48.2	6.5	50	41.8	6.5
OR 41X5		41.0	5.0	51	6.5	4.1	41	41	49.2	6.5	51	42.8	6.5
OR 42X5		42.0	5.0	52	6.5	4.1	42	42	50.2	6.5	52	43.8	6.5
OR 43X5		43.0	5.0	53	6.5	4.1	43	43	51.2	6.5	53	44.8	6.5
OR 44X5		44.0	5.0	54	6.5	4.1	44	44	52.2	6.5	54	45.8	6.5
OR 45X5		45.0	5.0	55	6.5	4.1	45	45	53.2	6.5	55	46.8	6.5
OR 46X5		46.0	5.0	56	6.5	4.1	46	46	54.2	6.5	56	47.8	6.5
OR 47X5		47.0	5.0	57	6.5	4.1	47	47	55.2	6.5	57	48.8	6.5
OR 48X5		48.0	5.0	58	6.5	4.1	48	48	56.2	6.5	58	49.8	6.5
OR 49X5		49.0	5.0	59	6.5	4.1	49	49	57.2	6.5	59	50.8	6.5
OR 50X5		50.0	5.0	60	6.5	4.1	50	50	58.2	6.5	60	51.8	6.5
OR 51X5		51.0	5.0	61	6.5	4.1	51	51	59.2	6.5	61	52.8	6.5
OR 52X5		52.0	5.0	62	6.5	4.1	52	52	60.2	6.5	62	53.8	6.5
OR 53X5		53.0	5.0	63	6.5	4.1	53	53	61.2	6.5	63	54.8	6.5
OR 54X5		54.0	5.0	64	6.5	4.1	54	54	62.2	6.5	64	55.8	6.5
OR 55X5		55.0	5.0	65	6.5	4.1	55	55	63.2	6.5	65	56.8	6.5
OR 56X5		56.0	5.0	66	6.5	4.1	56	56	64.2	6.5	66	57.8	6.5
OR 57X5		57.0	5.0	67	6.5	4.1	57	57	65.2	6.5	67	58.8	6.5
OR 58X5		58.0	5.0	68	6.5	4.1	58	58	66.2	6.5	68	59.8	6.5
OR 59X5		59.0	5.0	69	6.5	4.1	59	59	67.2	6.5	69	60.8	6.5
OR 60X5		60.0	5.0	70	6.5	4.1	60	60	68.2	6.5	70	61.8	6.5
OR 61X5		61.0	5.0	71	6.5	4.1	61	61	69.2	6.5	71	62.8	6.5
OR 62X5		62.0	5.0	72	6.5	4.1	62	62	70.2	6.5	72	63.8	6.5
OR 63X5		63.0	5.0	73	6.5	4.1	63	63	71.2	6.5	73	64.8	6.5
OR 64X5		64.0	5.0	74	6.5	4.1	64	64	72.2	6.5	74	65.8	6.5
OR 65X5		65.0	5.0	75	6.5	4.1	65	65	73.2	6.5	75	66.8	6.5
OR 66X5		66.0	5.0	76	6.5	4.1	66	66	74.2	6.5	76	67.8	6.5
OR 67X5		67.0	5.0	77	6.5	4.1	67	67	75.2	6.5	77	68.8	6.5
OR 68X5		68.0	5.0	78	6.5	4.1	68	68	76.2	6.5	78	69.8	6.5
OR 69X5		69.0	5.0	79	6.5	4.1	69	69	77.2	6.5	79	70.8	6.5
OR 70X5		70.0	5.0	80	6.5	4.1	70	70	78.2	6.5	80	71.8	6.5
OR 71X5		71.0	5.0	81	6.5	4.1	71	71	79.2	6.5	81	72.8	6.5
OR 72X5		72.0	5.0	82	6.5	4.1	72	72	80.2	6.5	82	73.8	6.5
OR 73X5		73.0	5.0	83	6.5	4.1	73	73	81.2	6.5	83	74.8	6.5
OR 74X5		74.0	5.0	84	6.5	4.1	74	74	82.2	6.5	84	75.8	6.5
OR 75X5		75.0	5.0	85	6.5	4.1	75	75	83.2	6.5	85	76.8	6.5
OR 76X5		76.0	5.0	86	6.5	4.1	76	76	84.2	6.5	86	77.8	6.5
OR 77X5		77.0	5.0	87	6.5	4.1	77	77	85.2	6.5	87	78.8	6.5
OR 78X5		78.0	5.0	88	6.5	4.1	78	78	86.2	6.5	88	79.8	6.5
OR 79X5		79.0	5.0	89	6.5	4.1	79	79	87.2	6.5	89	80.8	6.5
OR 80X5		80.0	5.0	90	6.5	4.1	80	80	88.2	6.5	90	81.8	6.5
OR 81X5		81.0	5.0	91	6.5	4.1	81	81	89.2	6.5	91	82.8	6.5
OR 82X5		82.0	5.0	92	6.5	4.1	82	82	90.2	6.5	92	83.8	6.5
OR 83X5		83.0	5.0	93	6.5	4.1	83	83	91.2	6.5	93	84.8	6.5
OR 84X5		84.0	5.0	94	6.5	4.1	84	84	92.2	6.5	94	85.8	6.5
OR 85X5		85.0	5.0	95	6.5	4.1	85	85	93.2	6.5	95	86.8	6.5
OR 86X5		86.0	5.0	96	6.5	4.1	86	86	94.2	6.5	96	87.8	6.5
OR 87X5		87.0	5.0	97	6.5	4.1	87	87	95.2	6.5	97	88.8	6.5
OR 88X5		88.0	5.0	98	6.5	4.1	88	88	96.2	6.5	98	89.8	6.5
OR 89X5		89.0	5.0	99	6.5	4.1	89	89	97.2	6.5	99	90.8	6.5
OR 90X5		90.0	5.0	100	6.5	4.1	90	90	98.2	6.5	100	91.8	6.5
OR 91X5		91.0	5.0	101	6.5	4.1	91	91	99.2	6.5	101	92.8	6.5
OR 92X5		92.0	5.0	102	6.5	4.1	92	92	100.2	6.5	102	93.8	6.5
OR 93X5		93.0	5.0	103	6.5	4.1	93	93	101.2	6.5	103	94.8	6.5
OR 94X5		94.0	5.0	104	6.5	4.1	94	94	102.2	6.5	104	95.8	6.5
OR 95X5		95.0	5.0	105	6.5	4.1	95	95	103.2	6.5	105	96.8	6.5

◀ continua da pagina precedente

continua a pagina successiva ▶

tenuta statica

Metriche - French Standard AFN



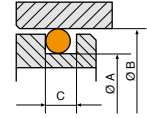
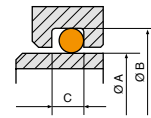
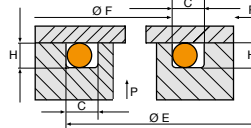
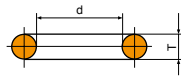
N° Rif.	Cod. AS/BS	d	T	Pressione Interna		Pressione Esterna		Tenuta Stelo			Tenuta Pistone		
				E H11	C ±0.2	H +0.1 0	F h11	A f7	B H11	C ±0.2	B H8	A h11	C ±0.2
OR 96X5		96.0	5.0	106	6.5	4.1	96	96	104.2	6.5	106	97.8	6.5
OR 97X5		97.0	5.0	107	6.5	4.1	97	97	105.2	6.5	107	98.8	6.5
OR 98X5		98.0	5.0	108	6.5	4.1	98	98	106.2	6.5	108	99.8	6.5
OR 99X5		99.0	5.0	109	6.5	4.1	99	99	107.2	6.5	109	100.8	6.5
OR 100X5		100.0	5.0	110	6.5	4.1	100	100	108.2	6.5	110	101.8	6.5
OR 101X5		101.0	5.0	111	6.5	4.1	101	101	109.2	6.5	111	102.8	6.5
OR 102X5		102.0	5.0	112	6.5	4.1	102	102	110.2	6.5	112	103.8	6.5
OR 103X5		103.0	5.0	113	6.5	4.1	103	103	111.2	6.5	113	104.8	6.5
OR 104X5		104.0	5.0	114	6.5	4.1	104	104	112.2	6.5	114	105.8	6.5
OR 105X5		105.0	5.0	115	6.5	4.1	105	105	113.2	6.5	115	106.8	6.5
OR 106X5		106.0	5.0	116	6.5	4.1	106	106	114.2	6.5	116	107.8	6.5
OR 107X5		107.0	5.0	117	6.5	4.1	107	107	115.2	6.5	117	108.8	6.5
OR 108X5		108.0	5.0	118	6.5	4.1	108	108	116.2	6.5	118	109.8	6.5
OR 109X5		109.0	5.0	119	6.5	4.1	109	109	117.2	6.5	119	110.8	6.5
OR 110X5		110.0	5.0	120	6.5	4.1	110	110	118.2	6.5	120	111.8	6.5
OR 111X5		111.0	5.0	121	6.5	4.1	111	111	119.2	6.5	121	112.8	6.5
OR 112X5		112.0	5.0	122	6.5	4.1	112	112	120.2	6.5	122	113.8	6.5
OR 113X5		113.0	5.0	123	6.5	4.1	113	113	121.2	6.5	123	114.8	6.5
OR 114X5		114.0	5.0	124	6.5	4.1	114	114	122.2	6.5	124	115.8	6.5
OR 115X5		115.0	5.0	125	6.5	4.1	115	115	123.2	6.5	125	116.8	6.5
OR 116X5		116.0	5.0	126	6.5	4.1	116	116	124.2	6.5	126	117.8	6.5
OR 117X5		117.0	5.0	127	6.5	4.1	117	117	125.2	6.5	127	118.8	6.5
OR 118X5		118.0	5.0	128	6.5	4.1	118	118	126.2	6.5	128	119.8	6.5
OR 119X5		119.0	5.0	129	6.5	4.1	119	119	127.2	6.5	129	120.8	6.5
OR 120X5		120.0	5.0	130	6.5	4.1	120	120	128.2	6.5	130	121.8	6.5
OR 121X5		121.0	5.0	131	6.5	4.1	121	121	129.2	6.5	131	122.8	6.5
OR 122X5		122.0	5.0	132	6.5	4.1	122	122	130.2	6.5	132	123.8	6.5
OR 123X5		123.0	5.0	133	6.5	4.1	123	123	131.2	6.5	133	124.8	6.5
OR 124X5		124.0	5.0	134	6.5	4.1	124	124	132.2	6.5	134	125.8	6.5
OR 125X5		125.0	5.0	135	6.5	4.1	125	125	133.2	6.5	135	126.8	6.5
OR 126X5		126.0	5.0	136	6.5	4.1	126	126	134.2	6.5	136	127.8	6.5
OR 127X5		127.0	5.0	137	6.5	4.1	127	127	135.2	6.5	137	128.8	6.5
OR 128X5		128.0	5.0	138	6.5	4.1	128	128	136.2	6.5	138	129.8	6.5
OR 129X5		129.0	5.0	139	6.5	4.1	129	129	137.2	6.5	139	130.8	6.5
OR 130X5		130.0	5.0	140	6.5	4.1	130	130	138.2	6.5	140	131.8	6.5
OR 131X5		131.0	5.0	141	6.5	4.1	131	131	139.2	6.5	141	132.8	6.5
OR 132X5		132.0	5.0	142	6.5	4.1	132	132	140.2	6.5	142	133.8	6.5
OR 134X5		134.0	5.0	144	6.5	4.1	134	134	142.2	6.5	144	135.8	6.5
OR 135X5		135.0	5.0	145	6.5	4.1	135	135	143.2	6.5	145	136.8	6.5
OR 136X5		136.0	5.0	146	6.5	4.1	136	136	144.2	6.5	146	137.8	6.5
OR 138X5		138.0	5.0	148	6.5	4.1	138	138	146.2	6.5	148	139.8	6.5
OR 139X5		139.0	5.0	149	6.5	4.1	139	139	147.2	6.5	149	140.8	6.5
OR 140X5		140.0	5.0	150	6.5	4.1	140	140	148.2	6.5	150	141.8	6.5
OR 142X5		142.0	5.0	152	6.5	4.1	142	142	150.2	6.5	152	143.8	6.5
OR 144X5		144.0	5.0	154	6.5	4.1	144	144	152.2	6.5	154	145.8	6.5
OR 145X5		145.0	5.0	155	6.5	4.1	145	145	153.2	6.5	155	146.8	6.5
OR 146X5		146.0	5.0	156	6.5	4.1	146	146	154.2	6.5	156	147.8	6.5
OR 147X5		147.0	5.0	157	6.5	4.1	147	147	155.2	6.5	157	148.8	6.5
OR 150X5		150.0	5.0	160	6.5	4.1	150	150	158.2	6.5	160	151.8	6.5
OR 151X5		151.0	5.0	161	6.5	4.1	151	151	159.2	6.5	161	152.8	6.5
OR 152X5		152.0	5.0	162	6.5	4.1	152	152	160.2	6.5	162	153.8	6.5
OR 153X5		153.0	5.0	163	6.5	4.1	153	153	161.2	6.5	163	154.8	6.5
OR 154X5		154.0	5.0	164	6.5	4.1	154	154	162.2	6.5	164	155.8	6.5
OR 155X5		155.0	5.0	165	6.5	4.1	155	155	163.2	6.5	165	156.8	6.5
OR 156X5		156.0	5.0	166	6.5	4.1	156	156	164.2	6.5	166	157.8	6.5
OR 157X5		157.0	5.0	167	6.5	4.1	157	157	165.2	6.5	167	158.8	6.5
OR 158X5		158.0	5.0	168	6.5	4.1	158	158	166.2	6.5	168	159.8	6.5
OR 160X5		160.0	5.0	170	6.5	4.1	160	160	168.2	6.5	170	161.8	6.5
OR 162X5		162.0	5.0	172	6.5	4.1	162	162	170.2	6.5	172	163.8	6.5
OR 165X5		165.0	5.0	175	6.5	4.1	165	165	173.2	6.5	175	166.8	6.5

◀ continua da pagina precedente

continua a pagina successiva ▶

tenuta statica

French Standard AFN



tenuta statica

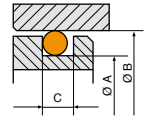
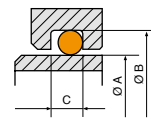
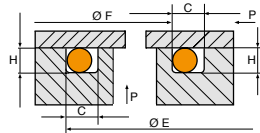
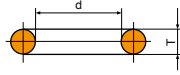
N° Rif.	Cod. AS/BS	d	T	Pressione Interna		Pressione Esterna		Tenuta Stelo			Tenuta Pistone		
				E H11	C ±0.2	H +0.1 0	F h11	A f7	B H11	C ±0.2	B H8	A h11	C ±0.2
OR 167X5		167.0	5.0	177	6.5	4.1	167	167	175.2	6.5	177	168.8	6.5
OR 168X5		168.0	5.0	178	6.5	4.1	168	168	176.2	6.5	178	169.8	6.5
OR 170X5		170.0	5.0	180	6.5	4.1	170	170	178.2	6.5	180	171.8	6.5
OR 175X5		175.0	5.0	185	6.5	4.1	175	175	183.2	6.5	185	176.8	6.5
OR 176X5		176.0	5.0	186	6.5	4.1	176	176	184.2	6.5	186	177.8	6.5
OR 178X5		178.0	5.0	188	6.5	4.1	178	178	186.2	6.5	188	179.8	6.5
OR 179X5		179.0	5.0	189	6.5	4.1	179	179	187.2	6.5	189	180.8	6.5
OR 180X5		180.0	5.0	190	6.5	4.1	180	180	188.2	6.5	190	181.8	6.5
OR 184X5		184.0	5.0	194	6.5	4.1	184	184	192.2	6.5	194	185.8	6.5
OR 185X5		185.0	5.0	195	6.5	4.1	185	185	193.2	6.5	195	186.8	6.5
OR 189X5		189.0	5.0	199	6.5	4.1	189	189	197.2	6.5	199	190.8	6.5
OR 190X5		190.0	5.0	200	6.5	4.1	190	190	198.2	6.5	200	191.8	6.5
OR 192X5		192.0	5.0	202	6.5	4.1	192	192	200.2	6.5	202	193.8	6.5
OR 194X5		194.0	5.0	204	6.5	4.1	194	194	202.2	6.5	204	195.8	6.5
OR 195X5		195.0	5.0	205	6.5	4.1	195	195	203.2	6.5	205	196.8	6.5
OR 198X5		198.0	5.0	208	6.5	4.1	198	198	206.2	6.5	208	199.8	6.5
OR 200X5		200.0	5.0	210	6.5	4.1	200	200	208.2	6.5	210	201.8	6.5
OR 205X5		205.0	5.0	215	6.5	4.1	205	205	213.2	6.5	215	206.8	6.5
OR 206X5		206.0	5.0	216	6.5	4.1	206	206	214.2	6.5	216	207.8	6.5
OR 207X5		207.0	5.0	217	6.5	4.1	207	207	215.2	6.5	217	208.8	6.5
OR 208X5		208.0	5.0	218	6.5	4.1	208	208	216.2	6.5	218	209.8	6.5
OR 210X5		210.0	5.0	220	6.5	4.1	210	210	218.2	6.5	220	211.8	6.5
OR 212X5		212.0	5.0	222	6.5	4.1	212	212	220.2	6.5	222	213.8	6.5
OR 215X5		215.0	5.0	225	6.5	4.1	215	215	223.2	6.5	225	216.8	6.5
OR 217X5		217.0	5.0	227	6.5	4.1	217	217	225.2	6.5	227	218.8	6.5
OR 220X5		220.0	5.0	230	6.5	4.1	220	220	228.2	6.5	230	221.8	6.5
OR 222X5		222.0	5.0	232	6.5	4.1	222	222	230.2	6.5	232	223.8	6.5
OR 225X5		225.0	5.0	235	6.5	4.1	225	225	233.2	6.5	235	226.8	6.5
OR 226X5		226.0	5.0	236	6.5	4.1	226	226	234.2	6.5	236	227.8	6.5
OR 228X5		228.0	5.0	238	6.5	4.1	228	228	236.2	6.5	238	229.8	6.5
OR 230X5		230.0	5.0	240	6.5	4.1	230	230	238.2	6.5	240	231.8	6.5
OR 233X5		233.0	5.0	243	6.5	4.1	233	233	241.2	6.5	243	234.8	6.5
OR 235X5		235.0	5.0	245	6.5	4.1	235	235	243.2	6.5	245	236.8	6.5
OR 238X5		238.0	5.0	248	6.5	4.1	238	238	246.2	6.5	248	239.8	6.5
OR 240X5		240.0	5.0	250	6.5	4.1	240	240	248.2	6.5	250	241.8	6.5
OR 245X5		245.0	5.0	255	6.5	4.1	245	245	253.2	6.5	255	246.8	6.5
OR 248X5		248.0	5.0	258	6.5	4.1	248	248	256.2	6.5	258	249.8	6.5
OR 250X5		250.0	5.0	260	6.5	4.1	250	250	258.2	6.5	260	251.8	6.5
OR 255X5		255.0	5.0	265	6.5	4.1	255	255	263.2	6.5	265	256.8	6.5
OR 257X5		257.0	5.0	267	6.5	4.1	257	257	265.2	6.5	267	258.8	6.5
OR 258X5		258.0	5.0	268	6.5	4.1	258	258	266.2	6.5	268	259.8	6.5
OR 260X5		260.0	5.0	270	6.5	4.1	260	260	268.2	6.5	270	261.8	6.5
OR 261X5		261.0	5.0	271	6.5	4.1	261	261	269.2	6.5	271	262.8	6.5
OR 265X5		265.0	5.0	275	6.5	4.1	265	265	273.2	6.5	275	266.8	6.5
OR 270X5		270.0	5.0	280	6.5	4.1	270	270	278.2	6.5	280	271.8	6.5
OR 275X5		275.0	5.0	285	6.5	4.1	275	275	283.2	6.5	285	276.8	6.5
OR 280X5		280.0	5.0	290	6.5	4.1	280	280	288.2	6.5	290	281.8	6.5
OR 285X5		285.0	5.0	295	6.5	4.1	285	285	293.2	6.5	295	286.8	6.5
OR 290X5		290.0	5.0	300	6.5	4.1	290	290	298.2	6.5	300	291.8	6.5
OR 295X5		295.0	5.0	305	6.5	4.1	295	295	303.2	6.5	305	296.8	6.5
OR 300X5		300.0	5.0	310	6.5	4.1	300	300	308.2	6.5	310	301.8	6.5
OR 310X5		310.0	5.0	320	6.5	4.1	310	310	318.2	6.5	320	311.8	6.5
OR 325X5		325.0	5.0	335	6.5	4.1	325	325	333.2	6.5	335	326.8	6.5
OR 330X5		330.0	5.0	340	6.5	4.1	330	330	338.2	6.5	340	331.8	6.5
OR 335X5		335.0	5.0	345	6.5	4.1	335	335	343.2	6.5	345	336.8	6.5
OR 400X5		400.0	5.0	410	6.5	4.1	400	400	408.2	6.5	410	401.8	6.5

◀ continua da pagina precedente

continua a pagina successiva ▶

tenuta statica

French Standard AFN



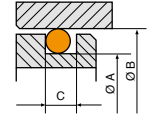
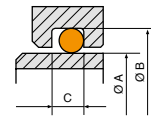
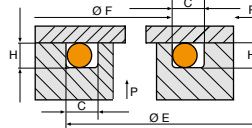
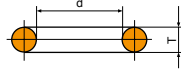
N° Rif.	Cod. AS/BS	d	T	Pressione Interna		Pressione Esterna		Tenuta Stelo			Tenuta Pistone		
				E H11	C ±0.1	H +0.1 0	F h11	A f7	B H11	C ±0.1	B H8	A h11	C ±0.1
French Standard AFN													
COR DA 1.9													
OR 2.4X1.9	0	2.4	1.9	6.2	2.5	1.5	2.4	2.4	5.4	2.5	6.2	3.2	2.5
OR 2.6X1.9	1	2.6	1.9	6.4	2.5	1.5	2.6	2.6	5.6	2.5	6.4	3.4	2.5
OR 34X1.9	2	3.4	1.9	7.2	2.5	1.5	3.4	3.4	6.4	2.5	7.2	4.2	2.5
OR 4.2X1.9	3	4.2	1.9	8.0	2.5	1.5	4.2	4.2	7.2	2.5	8.0	5.0	2.5
OR 4.9X1.9	4	4.9	1.9	8.7	2.5	1.5	4.9	4.9	7.9	2.5	8.7	5.7	2.5
OR 5.7X1.9	5	5.7	1.9	9.5	2.5	1.5	5.7	5.7	8.7	2.5	9.5	6.5	2.5
OR 6.4X1.9	5a	6.4	1.9	10.2	2.5	1.5	6.4	6.4	9.4	2.5	10.2	7.2	2.5
OR 7.2X1.9	6	7.2	1.9	11.0	2.5	1.5	7.2	7.2	10.2	2.5	11.0	8.0	2.5
OR 8X1.9	6a	8.0	1.9	11.8	2.5	1.5	8.0	8.0	11.0	2.5	11.8	8.8	2.5
OR 8.9X1.9	7	8.9	1.9	12.7	2.5	1.5	8.9	8.9	11.9	2.5	12.7	9.7	2.5
COR DA 2.7													
OR 8.9X2.7	8	8.9	2.7	14.0	3.6	2.15	9.0	9.0	13.3	3.6	14.0	9.7	3.6
OR 10.5X2.7	9	10.5	2.7	16.0	3.6	2.15	10.5	10.5	14.8	3.6	16.0	11.7	3.6
OR 12.1X2.7	10	12.1	2.7	17.5	3.6	2.15	12.0	12.0	16.3	3.6	17.5	13.2	3.6
OR 13.6X2.7	11	13.6	2.7	19.0	3.6	2.15	13.5	13.5	17.8	3.6	19.0	14.7	3.6
OR 15.1X2.7	12	15.1	2.7	20.5	3.6	2.15	15.0	15.0	19.3	3.6	20.5	16.2	3.6
OR 16.9X2.7	13	16.9	2.7	22.0	3.6	2.15	17.0	17.0	21.3	3.6	22.0	17.7	3.6
OR 18.4X2.7	14	18.4	2.7	24.0	3.6	2.15	18.5	18.5	22.8	3.6	24.0	19.7	3.6
OR 8.9X2.7	8	8.9	2.7	14.0	3.6	2.15	9.0	9.0	13.3	3.6	14.0	9.7	3.6
OR 10.5X2.7	9	10.5	2.7	16.0	3.6	2.15	10.5	10.5	14.8	3.6	16.0	11.7	3.6
OR 12.1X2.7	10	12.1	2.7	17.5	3.6	2.15	12.0	12.0	16.3	3.6	17.5	13.2	3.6
OR 13.6X2.7	11	13.6	2.7	19.0	3.6	2.15	13.5	13.5	17.8	3.6	19.0	14.7	3.6
OR 15.1X2.7	12	15.1	2.7	20.5	3.6	2.15	15.0	15.0	19.3	3.6	20.5	16.2	3.6
OR 16.9X2.7	13	16.9	2.7	22.0	3.6	2.15	17.0	17.0	21.3	3.6	22.0	17.7	3.6
OR 18.4X2.7	14	18.4	2.7	24.0	3.6	2.15	18.5	18.5	22.8	3.6	24.0	19.7	3.6
COR DA 3.6													
OR 18.3X3.6	15	18.3	3.6	25.5	4.6	3.0	18.5	18.5	24.5	4.6	25.5	19.5	4.6
OR 19.8X3.6	16	19.8	3.6	27.0	4.6	3.0	20.0	20.0	26.0	4.6	27.0	21.0	4.6
OR 21.3X3.6	17	21.3	3.6	28.5	4.6	3.0	21.5	21.5	27.5	4.6	28.5	22.5	4.6
OR 23X3.6	18	23.0	3.6	30.0	4.6	3.0	23.0	23.0	29.0	4.6	30.0	24.0	4.6
OR 24.6X3.6	19	24.6	3.6	32.0	4.6	3.0	24.5	24.5	30.5	4.6	32.0	26.0	4.6
OR 26.2X3.6	20	26.2	3.6	33.5	4.6	3.0	26.0	26.0	32.0	4.6	33.5	27.5	4.6
OR 27.8X3.6	21	27.8	3.6	35.0	4.6	3.0	28.0	28.0	34.0	4.6	35.0	29.0	4.6
OR 29.3X3.6	22	29.3	3.6	36.5	4.6	3.0	29.5	29.5	35.5	4.6	36.5	30.5	4.6
OR 30.8X3.6	23	30.8	3.6	38.0	4.6	3.0	31.0	31.0	37.0	4.6	38.0	32.0	4.6
OR 32.5X3.6	24	32.5	3.6	40.0	4.6	3.0	32.5	32.5	38.5	4.6	40.0	34.0	4.6
OR 34.1X3.6	25	34.1	3.6	41.5	4.6	3.0	34.0	34.0	40.0	4.6	41.5	35.5	4.6
OR 35.6X3.6	26	35.6	3.6	43.0	4.6	3.0	35.5	35.5	41.5	4.6	43.0	37.0	4.6
OR 37.3X3.6	27	37.3	3.6	44.5	4.6	3.0	37.5	37.5	43.5	4.6	44.5	38.5	4.6
COR DA 5.34													
OR 6150	28	37.47	5.34	48	7	4.5	38	38	47	7	48	39	7
OR 6162	29	40.65	5.34	52	7	4.5	41	41	50	7	52	43	7
OR 6175	30	43.82	5.34	55	7	4.5	44	44	53	7	55	46	7
OR 6187	31	47.00	5.34	58	7	4.5	47	47	56	7	58	49	7
OR 6200	32	50.16	5.34	61	7	4.5	50	50	59	7	61	52	7
OR 6212	33	53.34	5.34	64	7	4.5	53	53	62	7	64	55	7
OR 6225	34	56.52	5.34	68	7	4.5	57	57	66	7	68	59	7
OR 6237	35	59.69	5.34	70	7	4.5	60	60	69	7	70	61	7
OR 6250	36	62.87	5.34	73	7	4.5	63	63	72	7	73	64	7
OR 6262	37	66.04	5.34	77	7	4.5	66	66	75	7	77	68	7
OR 6275	38	69.22	5.34	80	7	4.5	69	69	78	7	80	71	7
OR 6287	39	72.39	5.34	83	7	4.5	73	73	82	7	83	74	7
OR 6300	40	75.57	5.34	86	7	4.5	76	76	85	7	86	77	7
OR 6312	41	78.74	5.34	90	7	4.5	79	79	88	7	90	81	7

◀ continua da pagina precedente

continua a pagina successiva ▶

tenuta statica

French Standard AFN - Serie dimensionale secondo DIN 3771 ed ISO 3601/1



tenuta statica

N° Rif.	Cod. AS/BS	d	T	Pressione Interna		Pressione Esterna		Tenuta Stelo			Tenuta Pistone		
				E H11	C ±0.2	H +0.1 0	F h11	A f7	B H11	C ±0.2	B H8	A h11	C ±0.2
OR 6325	42	81.92	5.34	92	7	4.5	82	82	91	7	92	83	7
OR 6337	43	85.09	5.34	95	7	4.5	85	85	94	7	95	86	7
OR 6350	44	88.27	5.34	98	7	4.5	88	88	97	7	98	89	7
OR 6362	45	91.44	5.34	102	7	4.5	92	92	101	7	102	93	7
OR 6375	46	94.62	5.34	105	7	4.5	95	95	104	7	105	96	7
OR 6387	47	97.79	5.34	108	7	4.5	98	98	107	7	108	99	7
OR 6400	48	101.00	5.34	111	7	4.5	101	101	110	7	111	102	7
OR 6412	49	104.10	5.34	115	7	4.5	104	104	113	7	115	106	7
OR 6425	50	107.20	5.34	118	7	4.5	107	107	116	7	118	109	7
OR 6437	51	110.50	5.34	121	7	4.5	111	111	120	7	121	112	7
OR 6450	52	113.70	5.34	125	7	4.5	114	114	123	7	125	116	7
COR DA 6.99													
OR 8450	53	113.7	6.99	127	9.5	6	114	114	126	9.5	127	115	9.5
OR 8462	54	116.8	6.99	130	9.5	6	117	117	129	9.5	130	118	9.5
OR 8475	55	120.0	6.99	135	9.5	6	120	120	132	9.5	135	123	9.5
OR 8487	56	123.2	6.99	137	9.5	6	123	123	135	9.5	137	125	9.5
OR 8500	57	126.4	6.99	140	9.5	6	126	126	138	9.5	140	128	9.5
OR 8512	58	129.5	6.99	143	9.5	6	130	130	142	9.5	143	131	9.5
OR 8525	59	132.7	6.99	146	9.5	6	133	133	145	9.5	146	134	9.5
OR 8537	60	135.9	6.99	150	9.5	6	136	136	148	9.5	150	138	9.5
OR 8550	61	139.1	6.99	153	9.5	6	139	139	151	9.5	153	141	9.5
OR 8562	62	142.2	6.99	156	9.5	6	142	142	154	9.5	156	144	9.5
OR 8575	63	145.4	6.99	160	9.5	6	145	145	157	9.5	160	148	9.5
OR 8587	64	148.6	6.99	162	9.5	6	149	149	161	9.5	162	150	9.5
OR 8600	65	151.8	6.99	165	9.5	6	152	152	164	9.5	165	153	9.5
OR 8625	66	158.1	6.99	172	9.5	6	158	158	170	9.5	172	160	9.5
OR 8650	67	164.5	6.99	178	9.5	6	165	165	177	9.5	178	166	9.5
OR 8675	68	170.8	6.99	184	9.5	6	170	170	182	9.5	184	172	9.5
OR 8700	69	177.2	6.99	191	9.5	6	178	178	190	9.5	191	179	9.5
OR 8725	70	183.5	6.99	197	9.5	6	184	184	196	9.5	197	185	9.5
OR 8750	71	189.9	6.99	203	9.5	6	190	190	202	9.5	203	191	9.5
OR 8775	72	196.2	6.99	210	9.5	6	196	196	208	9.5	210	198	9.5
OR 8800	73	202.6	6.99	216	9.5	6	203	203	215	9.5	216	204	9.5
OR 8850	74	215.3	6.99	230	9.5	6	215	215	227	9.5	230	218	9.5
OR 8900	75	227.9	6.99	242	9.5	6	230	230	242	9.5	242	230	9.5
OR 8950	76	240.7	6.99	255	9.5	6	240	240	252	9.5	255	243	9.5
OR 81000	77	253.3	6.99	270	9.5	6	255	255	267	9.5	270	258	9.5
OR 81050	78	266.1	6.99	280	9.5	6	265	265	277	9.5	280	268	9.5
OR 81100	79	278.7	6.99	295	9.5	6	280	280	292	9.5	295	283	9.5
OR 81150	80	291.5	6.99	305	9.5	6	292	292	304	9.5	305	293	9.5
OR 81200	81	304.1	6.99	320	9.5	6	305	305	317	9.5	320	308	9.5
OR 81250	82	316.9	6.99	330	9.5	6	318	318	330	9.5	330	318	9.5
OR 81300	83	329.5	6.99	345	9.5	6	330	330	342	9.5	345	333	9.5
OR 81350	84	342.3	6.99	355	9.5	6	342	342	354	9.5	355	343	9.5
OR 81400	85	354.9	6.99	370	9.5	6	355	355	367	9.5	370	358	9.5
OR 81450	86	367.7	6.99	380	9.5	6	370	370	382	9.5	380	368	9.5
OR 81500	87	380.3	6.99	395	9.5	6	380	380	392	9.5	395	383	9.5
OR 81550	88	393.1	6.99	410	9.5	6	393	393	405	9.5	410	398	9.5

Serie dimensionale secondo DIN 3771 ed ISO 3601/1

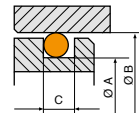
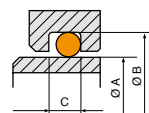
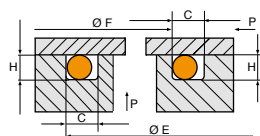
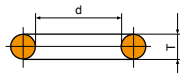
COR DA 1.8				C ±0.1					C ±0.1			C ±0.1	
OR 1.8X1.8		1.80	1.80	5.4	2.5	1.3	1.8	1.8	4.4	2.5	5.4	2.8	2.5
OR 2X1.8		2.00	1.80	5.6	2.5	1.3	2.0	2.0	4.6	2.5	5.6	3.0	2.5
OR 2.2X1.8		2.24	1.80	5.8	2.5	1.3	2.2	2.2	4.8	2.5	5.8	3.2	2.5
OR 2.5X1.8		2.50	1.80	6.0	2.5	1.3	2.5	2.5	5.1	2.5	6.0	3.4	2.5
OR 2.8X1.8		2.80	1.80	6.4	2.5	1.3	2.8	2.8	5.4	2.5	6.4	3.8	2.5
OR 3.2X1.8		3.15	1.80	6.7	2.5	1.3	3.2	3.2	5.8	2.5	6.7	4.1	2.5
OR 3.6X1.8		3.55	1.80	7.0	2.5	1.3	3.6	3.6	6.2	2.5	7.0	4.4	2.5
OR 3.8X1.8		3.75	1.80	7.2	2.5	1.3	3.8	3.8	6.4	2.5	7.2	4.6	2.5

◀ continua da pagina precedente

continua a pagina successiva ▶

tenuta statica

Serie dimensionale secondo DIN 3771 ed ISO 3601/1



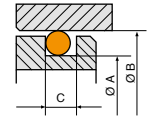
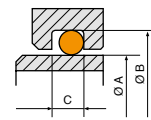
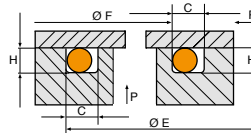
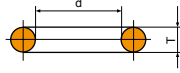
N° Rif.	Cod. AS/BS	d	T	Pressione Interna		Pressione Esterna		Tenuta Stelo			Tenuta Pistone		
				E H11	C ±0.1	H +0.1/0	F h11	A f7	B H11	C ±0.1	B H8	A h11	C ±0.1
OR 4X1.8		4.00	1.80	7.6	2.5	1.3	4.0	4.0	6.6	2.5	7.6	5.0	2.5
OR 4.5X1.8		4.50	1.80	8.0	2.5	1.3	4.5	4.5	7.1	2.5	8.0	5.4	2.5
OR 4.9X1.8		4.87	1.80	8.4	2.5	1.3	4.9	4.9	7.5	2.5	8.4	5.8	2.5
OR 5X1.8		5.00	1.80	8.6	2.5	1.3	5.0	5.0	7.6	2.5	8.6	6.0	2.5
OR 5.2X1.8		5.15	1.80	8.7	2.5	1.3	5.2	5.2	7.8	2.5	8.7	6.1	2.5
OR 5.3X1.8		5.30	1.80	8.8	2.5	1.3	5.3	5.3	7.9	2.5	8.8	6.2	2.5
OR 5.6X1.8		5.60	1.80	9.0	2.5	1.3	5.6	5.6	8.2	2.5	9.0	6.4	2.5
OR 6X1.8		6.00	1.80	9.4	2.5	1.3	6.0	6.0	8.6	2.5	9.4	6.8	2.5
OR 6.3X1.8		6.30	1.80	9.8	2.5	1.3	6.3	6.3	8.9	2.5	9.8	7.2	2.5
OR 6.7X1.8		6.70	1.80	10.2	2.5	1.3	6.7	6.7	9.3	2.5	10.2	7.6	2.5
OR 6.9X1.8		6.90	1.80	10.4	2.5	1.3	6.9	6.9	9.5	2.5	10.4	7.8	2.5
OR 7.1X1.8		7.10	1.80	10.6	2.5	1.3	7.1	7.1	9.7	2.5	10.6	8.0	2.5
OR 7.5X1.8		7.50	1.80	11.0	2.5	1.3	7.5	7.5	10.1	2.5	11.0	8.4	2.5
OR 8X1.8		8.00	1.80	11.4	2.5	1.3	8.0	8.0	10.6	2.5	11.4	8.8	2.5
OR 8.5X1.8		8.50	1.80	12.0	2.5	1.3	8.5	8.5	11.1	2.5	12.0	9.4	2.5
OR 8.8X1.8		8.76	1.80	12.2	2.5	1.3	8.8	8.8	11.4	2.5	12.2	9.6	2.5
OR 9X1.8		9.00	1.80	12.5	2.5	1.3	9.0	9.0	11.6	2.5	12.5	9.9	2.5
OR 9.5X1.8		9.50	1.80	13.0	2.5	1.3	9.5	9.5	12.1	2.5	13.0	10.4	2.5
OR 10X1.8		10.00	1.80	13.5	2.5	1.3	10.0	10.0	12.6	2.5	13.5	10.9	2.5
OR 10.6X1.8		10.60	1.80	14.0	2.5	1.3	10.6	10.6	13.2	2.5	14.0	11.4	2.5
OR 11.2X1.8		11.20	1.80	14.6	2.5	1.3	11.2	11.2	13.8	2.5	14.6	12.0	2.5
OR 11.8X1.8		11.80	1.80	15.2	2.5	1.3	11.8	11.8	14.4	2.5	15.2	12.6	2.5
OR 12.5X1.8		12.50	1.80	16.0	2.5	1.3	12.5	12.5	15.1	2.5	16.0	13.4	2.5
OR 13.2X1.8		13.20	1.80	16.6	2.5	1.3	13.2	13.2	15.8	2.5	16.6	14.0	2.5
OR 14X1.8		14.00	1.80	17.5	2.5	1.3	14.0	14.0	16.6	2.5	17.5	14.9	2.5
OR 15X1.8		15.00	1.80	18.5	2.5	1.3	15.0	15.0	17.6	2.5	18.5	15.9	2.5
OR 16X1.8		16.00	1.80	19.5	2.5	1.3	16.0	16.0	18.6	2.5	19.5	16.9	2.5
OR 17X1.8		17.00	1.80	20.5	2.5	1.3	17.0	17.0	19.6	2.5	20.5	17.9	2.5
COR DA 2.65													
OR 14X2.65		14.0	2.65	19	3.5	2.05	14	14	18.1	3.5	19	14.9	3.5
OR 15X2.65		15.0	2.65	20	3.5	2.05	15	15	19.1	3.5	20	15.9	3.5
OR 16X2.65		16.0	2.65	21	3.5	2.05	16	16	20.1	3.5	21	16.9	3.5
OR 17X2.65		17.0	2.65	22	3.5	2.05	17	17	21.1	3.5	22	17.9	3.5
OR 18X2.65		18.0	2.65	23	3.5	2.05	18	18	22.1	3.5	23	18.9	3.5
OR 19X2.65		19.0	2.65	24	3.5	2.05	19	19	23.1	3.5	24	19.9	3.5
OR 20X2.65		20.0	2.65	25	3.5	2.05	20	20	24.1	3.5	25	20.9	3.5
OR 21.2X2.65		21.2	2.65	26	3.5	2.05	21	21	25.1	3.5	26	21.9	3.5
OR 22.4X2.65		22.4	2.65	27	3.5	2.05	23	23	27.1	3.5	27	22.9	3.5
OR 23.6X2.65		23.6	2.65	29	3.5	2.05	24	24	28.1	3.5	29	24.9	3.5
OR 25X2.65		25.0	2.65	30	3.5	2.05	25	25	29.1	3.5	30	25.9	3.5
OR 25.8X2.65		25.8	2.65	31	3.5	2.05	26	26	30.1	3.5	31	26.9	3.5
OR 26.5X2.65		26.5	2.65	32	3.5	2.05	27	27	31.1	3.5	32	27.9	3.5
OR 28X2.65		28.0	2.65	33	3.5	2.05	28	28	32.1	3.5	33	28.9	3.5
OR 30X2.65		30.0	2.65	35	3.5	2.05	30	30	34.1	3.5	35	30.9	3.5
OR 31.5X2.65		31.5	2.65	37	3.5	2.05	32	32	36.1	3.5	37	32.9	3.5
OR 32.5X2.65		32.5	2.65	38	3.5	2.05	33	33	37.1	3.5	38	33.9	3.5
OR 33.5X2.65		33.5	2.65	39	3.5	2.05	34	34	38.1	3.5	39	34.9	3.5
OR 34.5X2.65		34.5	2.65	40	3.5	2.05	35	35	39.1	3.5	40	35.9	3.5
OR 35.5X2.65		35.5	2.65	41	3.5	2.05	36	36	40.1	3.5	41	36.9	3.5
OR 36.5X2.65		36.5	2.65	42	3.5	2.05	37	37	41.1	3.5	42	37.9	3.5
OR 37.5X2.65		37.5	2.65	43	3.5	2.05	38	38	42.1	3.5	43	38.9	3.5
OR 38.7X2.65		38.7	2.65	44	3.5	2.05	39	39	43.1	3.5	44	39.9	3.5
COR DA 3.55													
OR 18X3.55		18.0	3.55	25.0	4.5	2.9	18.0	18.0	23.8	4.5	25.0	19.2	4.5
OR 19X3.55		19.0	3.55	26.0	4.5	2.9	19.0	19.0	24.8	4.5	26.0	20.2	4.5
OR 20X3.55		20.0	3.55	27.0	4.5	2.9	20.0	20.0	25.8	4.5	27.0	21.2	4.5
OR 21.2X3.55		21.2	3.55	28.5	4.5	2.9	21.0	21.0	26.8	4.5	28.5	22.7	4.5
OR 22.4X3.55		22.4	3.55	29.5	4.5	2.9	22.5	22.5	28.3	4.5	29.5	23.7	4.5

◀ continua da pagina precedente

continua a pagina successiva ▶

tenuta statica

Serie dimensionale secondo DIN 3771 ed ISO 3601/1



tenuta statica

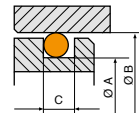
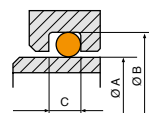
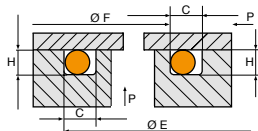
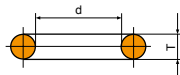
N° Rif.	Cod. AS/BS	d	T	Pressione Interna		Pressione Esterna		Tenuta Stelo			Tenuta Pistone		
				E H11	C ±0.2	H +0.1 0	F h11	A f7	B H11	C ±0.2	B H8	A h11	C ±0.2
OR 23.6X3.55		23.6	3.55	30.5	4.5	2.9	23.5	23.5	29.3	4.5	30.5	24.7	4.5
OR 25X3.55		25.0	3.55	32.0	4.5	2.9	25.0	25.0	30.8	4.5	32.0	26.2	4.5
OR 25.8X3.55		25.8	3.55	33.0	4.5	2.9	26.0	26.0	31.8	4.5	33.0	27.2	4.5
OR 28X3.55		28.0	3.55	35.0	4.5	2.9	28.0	28.0	33.8	4.5	35.0	29.2	4.5
OR 30X3.55		30.0	3.55	37.0	4.5	2.9	30.0	30.0	35.8	4.5	37.0	31.2	4.5
OR 31.5X3.55		31.5	3.55	38.5	4.5	2.9	31.5	31.5	37.3	4.5	38.5	32.7	4.5
OR 32.5X3.55		32.5	3.55	39.5	4.5	2.9	32.5	32.5	38.3	4.5	39.5	33.7	4.5
OR 33.5X3.55		33.5	3.55	40.5	4.5	2.9	33.5	33.5	39.3	4.5	40.5	34.7	4.5
OR 34.5X3.55		34.5	3.55	41.5	4.5	2.9	34.5	34.5	40.3	4.5	41.5	35.7	4.5
OR 35.5X3.55		35.5	3.55	42.5	4.5	2.9	35.5	35.5	41.3	4.5	42.5	36.7	4.5
OR 36.5X3.55		36.5	3.55	43.5	4.5	2.9	36.5	36.5	42.3	4.5	43.5	37.7	4.5
OR 37.5X3.55		37.5	3.55	44.5	4.5	2.9	37.5	37.5	43.3	4.5	44.5	38.7	4.5
OR 38.7X3.55		38.7	3.55	45.5	4.5	2.9	38.5	38.5	44.3	4.5	45.5	39.7	4.5
OR 40X3.55		40.0	3.55	47.0	4.5	2.9	40.0	40.0	45.8	4.5	47.0	41.2	4.5
OR 41.2X3.55		41.2	3.55	48.5	4.5	2.9	41.0	41.0	46.8	4.5	48.5	42.7	4.5
OR 42.5X3.55		42.5	3.55	49.5	4.5	2.9	42.5	42.5	48.3	4.5	49.5	43.7	4.5
OR 43.7X3.55		43.7	3.55	51.0	4.5	2.9	43.5	43.5	49.3	4.5	51.0	45.2	4.5
OR 45X3.55		45.0	3.55	52.0	4.5	2.9	45.0	45.0	50.8	4.5	52.0	46.2	4.5
OR 46.2X3.55		46.2	3.55	53.5	4.5	2.9	46.0	46.0	51.8	4.5	53.5	47.7	4.5
OR 47.5X3.55		47.5	3.55	54.5	4.5	2.9	47.5	47.5	53.3	4.5	54.5	48.7	4.5
OR 48.7X3.55		48.7	3.55	56.0	4.5	2.9	48.5	48.5	54.3	4.5	56.0	50.2	4.5
OR 50X3.55		50.0	3.55	57.0	4.5	2.9	50.0	50.0	55.8	4.5	57.0	51.2	4.5
OR 51.5X3.55		51.5	3.55	58.5	4.5	2.9	51.5	51.5	57.3	4.5	58.5	52.7	4.5
OR 53X3.55		53.0	3.55	60.0	4.5	2.9	53.0	53.0	58.8	4.5	60.0	54.2	4.5
OR 54.5X3.55		54.5	3.55	61.5	4.5	2.9	54.5	54.5	60.3	4.5	61.5	55.7	4.5
OR 56X3.55		56.0	3.55	63.0	4.5	2.9	56.0	56.0	61.8	4.5	63.0	57.2	4.5
OR 58X3.55		58.0	3.55	65.0	4.5	2.9	58.0	58.0	63.8	4.5	65.0	59.2	4.5
OR 60X3.55		60.0	3.55	67.0	4.5	2.9	60.0	60.0	65.8	4.5	67.0	61.2	4.5
OR 61.5X3.55		61.5	3.55	68.5	4.5	2.9	61.5	61.5	67.3	4.5	68.5	62.7	4.5
OR 63X3.55		63.0	3.55	70.0	4.5	2.9	63.0	63.0	68.8	4.5	70.0	64.2	4.5
OR 65X3.55		65.0	3.55	72.0	4.5	2.9	65.0	65.0	70.8	4.5	72.0	66.2	4.5
OR 67X3.55		67.0	3.55	74.0	4.5	2.9	67.0	67.0	72.8	4.5	74.0	68.2	4.5
OR 69X3.55		69.0	3.55	76.0	4.5	2.9	69.0	69.0	74.8	4.5	76.0	70.2	4.5
OR 71X3.55		71.0	3.55	78.0	4.5	2.9	71.0	71.0	76.8	4.5	78.0	72.2	4.5
OR 73X3.55		73.0	3.55	80.0	4.5	2.9	73.0	73.0	78.8	4.5	80.0	74.2	4.5
OR 75X3.55		75.0	3.55	82.0	4.5	2.9	75.0	75.0	80.8	4.5	82.0	76.2	4.5
OR 77.5X3.55		77.5	3.55	84.5	4.5	2.9	77.5	77.5	83.3	4.5	84.5	78.7	4.5
OR 80X3.55		80.0	3.55	87.0	4.5	2.9	80.0	80.0	85.8	4.5	87.0	81.2	4.5
OR 82.5X3.55		82.5	3.55	89.5	4.5	2.9	82.5	82.5	88.3	4.5	89.5	83.7	4.5
OR 85X3.55		85.0	3.55	92.0	4.5	2.9	85.0	85.0	90.8	4.5	92.0	86.2	4.5
OR 87.5X3.55		87.5	3.55	94.5	4.5	2.9	87.5	87.5	93.3	4.5	94.5	88.7	4.5
OR 90X3.55		90.0	3.55	97.0	4.5	2.9	90.0	90.0	95.8	4.5	97.0	91.2	4.5
OR 92.5X3.55		92.5	3.55	99.5	4.5	2.9	92.5	92.5	98.3	4.5	99.5	93.7	4.5
OR 95X3.55		95.0	3.55	102.0	4.5	2.9	95.0	95.0	100.8	4.5	102.0	96.2	4.5
OR 97.5X3.55		97.5	3.55	104.5	4.5	2.9	97.5	97.5	103.3	4.5	104.5	98.7	4.5
OR 100X3.55		100.0	3.55	107.0	4.5	2.9	100.0	100.0	105.8	4.5	107.0	101.2	4.5
OR 103X3.55		103.0	3.55	110.0	4.5	2.9	103.0	103.0	108.8	4.5	110.0	104.2	4.5
OR 106X3.55		106.0	3.55	113.0	4.5	2.9	106.0	106.0	111.8	4.5	113.0	107.2	4.5
OR 109X3.55		109.0	3.55	116.0	4.5	2.9	109.0	109.0	114.8	4.5	116.0	110.2	4.5
OR 112X3.55		112.0	3.55	119.0	4.5	2.9	112.0	112.0	117.8	4.5	119.0	113.2	4.5
OR 115X3.55		115.0	3.55	122.0	4.5	2.9	115.0	115.0	120.8	4.5	122.0	116.2	4.5
OR 118X3.55		118.0	3.55	125.0	4.5	2.9	118.0	118.0	123.8	4.5	125.0	119.2	4.5
OR 122X3.55		122.0	3.55	129.0	4.5	2.9	122.0	122.0	127.8	4.5	129.0	123.2	4.5
OR 125X3.55		125.0	3.55	132.0	4.5	2.9	125.0	125.0	130.8	4.5	132.0	126.2	4.5
OR 128X3.55		128.0	3.55	135.0	4.5	2.9	128.0	128.0	133.8	4.5	135.0	129.2	4.5
OR 132X3.55		132.0	3.55	139.0	4.5	2.9	132.0	132.0	137.8	4.5	139.0	133.2	4.5
OR 136X3.55		136.0	3.55	143.0	4.5	2.9	136.0	136.0	141.8	4.5	143.0	137.2	4.5
OR 140X3.55		140.0	3.55	147.0	4.5	2.9	140.0	140.0	145.8	4.5	147.0	141.2	4.5
OR 145X3.55		145.0	3.55	152.0	4.5	2.9	145.0	145.0	150.8	4.5	152.0	146.2	4.5
OR 150X3.55		150.0	3.55	157.0	4.5	2.9	150.0	150.0	155.8	4.5	157.0	151.2	4.5

◀ continua da pagina precedente

continua a pagina successiva ▶

tenuta statica

Serie dimensionale secondo DIN 3771 ed ISO 3601/1



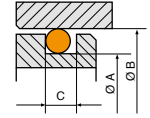
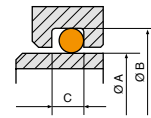
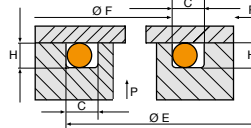
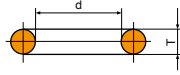
N° Rif.	Cod. AS/BS	d	T	Pressione Interna		Pressione Esterna		Tenuta Stelo			Tenuta Pistone		
				E H11	C ±0.2	H +0.1 0	F h11	A f7	B H11	C ±0.2	B H8	A h11	C ±0.2
OR 155X3.55		155.0	3.55	162.0	4.5	2.9	155.0	155.0	160.8	4.5	162.0	156.2	4.5
OR 160X3.55		160.0	3.55	167.0	4.5	2.9	160.0	160.0	165.8	4.5	167.0	161.2	4.5
OR 165X3.55		165.0	3.55	172.0	4.5	2.9	165.0	165.0	170.8	4.5	172.0	166.2	4.5
OR 170X3.55		170.0	3.55	177.0	4.5	2.9	170.0	170.0	175.8	4.5	177.0	171.2	4.5
OR 175X3.55		175.0	3.55	182.0	4.5	2.9	175.0	175.0	180.8	4.5	182.0	176.2	4.5
OR 180X3.55		180.0	3.55	187.0	4.5	2.9	180.0	180.0	185.8	4.5	187.0	181.2	4.5
OR 185X3.55		185.0	3.55	192.0	4.5	2.9	185.0	185.0	190.8	4.5	192.0	186.2	4.5
OR 190X3.55		190.0	3.55	197.0	4.5	2.9	190.0	190.0	195.8	4.5	197.0	191.2	4.5
OR 195X3.55		195.0	3.55	202.0	4.5	2.9	195.0	195.0	200.8	4.5	202.0	196.2	4.5
OR 200X3.55		200.0	3.55	207.0	4.5	2.9	200.0	200.0	205.8	4.5	207.0	201.2	4.5
COR DA 5.3													
OR 40X5.3		40.0	5.3	50	7	4.5	40	40	49	7	50	41	7
OR 41.2X5.3		41.2	5.3	51	7	4.5	41	41	50	7	51	42	7
OR 42.5X5.3		42.5	5.3	53	7	4.5	43	43	52	7	53	44	7
OR 43.7X5.3		43.7	5.3	54	7	4.5	44	44	53	7	54	45	7
OR 45X5.3		45.0	5.3	55	7	4.5	45	45	54	7	55	46	7
OR 46.2X5.3		46.2	5.3	57	7	4.5	46	46	55	7	57	48	7
OR 47.5X5.3		47.5	5.3	58	7	4.5	48	48	57	7	58	49	7
OR 48.7X5.3		48.7	5.3	59	7	4.5	49	49	58	7	59	50	7
OR 50X5.3		50.0	5.3	60	7	4.5	50	50	59	7	60	51	7
OR 51.5X5.3		51.5	5.3	62	7	4.5	52	52	61	7	62	53	7
OR 53X5.3		53.0	5.3	63	7	4.5	53	53	62	7	63	54	7
OR 54.5X5.3		54.5	5.3	65	7	4.5	55	55	64	7	65	56	7
OR 56X5.3		56.0	5.3	66	7	4.5	56	56	65	7	66	57	7
OR 58X5.3		58.0	5.3	68	7	4.5	58	58	67	7	68	59	7
OR 60X5.3		60.0	5.3	70	7	4.5	60	60	69	7	70	61	7
OR 61.5X5.3		61.5	5.3	72	7	4.5	62	62	71	7	72	63	7
OR 63X5.3		63.0	5.3	73	7	4.5	63	63	72	7	73	64	7
OR 65X5.3		65.0	5.3	75	7	4.5	65	65	74	7	75	66	7
OR 67X5.3		67.0	5.3	77	7	4.5	67	67	76	7	77	68	7
OR 69X5.3		69.0	5.3	79	7	4.5	69	69	78	7	79	70	7
OR 71X5.3		71.0	5.3	81	7	4.5	71	71	80	7	81	72	7
OR 73X5.3		73.0	5.3	83	7	4.5	73	73	82	7	83	74	7
OR 75X5.3		75.0	5.3	85	7	4.5	75	75	84	7	85	76	7
OR 77.5X5.3		77.5	5.3	88	7	4.5	78	78	87	7	88	79	7
OR 80X5.3		80.0	5.3	90	7	4.5	80	80	89	7	90	81	7
OR 82.5X5.3		82.5	5.3	93	7	4.5	83	83	92	7	93	84	7
OR 85X5.3		85.0	5.3	95	7	4.5	85	85	94	7	95	86	7
OR 87.5X5.3		87.5	5.3	98	7	4.5	88	88	97	7	98	89	7
OR 90X5.3		90.0	5.3	100	7	4.5	90	90	99	7	100	91	7
OR 92.5X5.3		92.5	5.3	103	7	4.5	93	93	102	7	103	94	7
OR 95X5.3		95.0	5.3	105	7	4.5	95	95	104	7	105	96	7
OR 97.5X5.3		97.5	5.3	108	7	4.5	98	98	107	7	108	99	7
OR 100X5.3		100.0	5.3	110	7	4.5	100	100	109	7	110	101	7
OR 103X5.3		103.0	5.3	113	7	4.5	103	103	112	7	113	104	7
OR 106X5.3		106.0	5.3	116	7	4.5	106	106	115	7	116	107	7
OR 109X5.3		109.0	5.3	119	7	4.5	109	109	118	7	119	110	7
OR 112X5.3		112.0	5.3	122	7	4.5	112	112	121	7	122	113	7
OR 115X5.3		115.0	5.3	125	7	4.5	115	115	124	7	125	116	7
OR 118X5.3		118.0	5.3	128	7	4.5	118	118	127	7	128	119	7
OR 122X5.3		122.0	5.3	132	7	4.5	122	122	131	7	132	123	7
OR 125X5.3		125.0	5.3	135	7	4.5	125	125	134	7	135	126	7
OR 128X5.3		128.0	5.3	138	7	4.5	128	128	137	7	138	129	7
OR 132X5.3		132.0	5.3	142	7	4.5	132	132	141	7	142	133	7
OR 136X5.3		136.0	5.3	146	7	4.5	136	136	145	7	146	137	7
OR 140X5.3		140.0	5.3	150	7	4.5	140	140	149	7	150	141	7
OR 145X5.3		145.0	5.3	155	7	4.5	145	145	154	7	155	146	7
OR 150X5.3		150.0	5.3	160	7	4.5	150	150	159	7	160	151	7
OR 155X5.3		155.0	5.3	165	7	4.5	155	155	164	7	165	156	7

◀ continua da pagina precedente

continua a pagina successiva ▶

tenuta statica

Serie dimensionale secondo DIN 3771 ed ISO 3601/1



tenuta statica

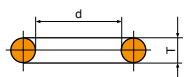
N° Rif.	Cod. AS/BS	d	T	Pressione Interna		Pressione Esterna		Tenuta Stelo			Tenuta Pistone		
				E H11	C ±0.2	H +0.1 0	F h11	A f7	B H11	C ±0.2	B H8	A h11	C ±0.2
OR 160X5.3		160.0	5.3	170	7	4.5	160	160	169	7	170	161	7
OR 165X5.3		165.0	5.3	175	7	4.5	165	165	174	7	175	166	7
OR 170X5.3		170.0	5.3	180	7	4.5	170	170	179	7	180	171	7
OR 175X5.3		175.0	5.3	185	7	4.5	175	175	184	7	185	176	7
OR 180X5.3		180.0	5.3	190	7	4.5	180	180	189	7	190	181	7
OR 185X5.3		185.0	5.3	195	7	4.5	185	185	194	7	195	186	7
OR 190X5.3		190.0	5.3	200	7	4.5	190	190	199	7	200	191	7
OR 195X5.3		195.0	5.3	205	7	4.5	195	195	204	7	205	196	7
OR 200X5.3		200.0	5.3	210	7	4.5	200	200	209	7	210	201	7
COR DA 7.0													
OR 206X7		206.0	7.0	220	9.5	6.0	205	205	217	9.5	220	208	9.5
OR 212X7		212.0	7.0	225	9.5	6.0	210	210	222	9.5	225	213	9.5
OR 218X7		218.0	7.0	230	9.5	6.0	220	220	232	9.5	230	218	9.5
OR 224X7		224.0	7.0	240	9.5	6.0	225	225	237	9.5	240	228	9.5
OR 230X7		230.0	7.0	245	9.5	6.0	230	230	242	9.5	245	233	9.5
OR 236X7		236.0	7.0	250	9.5	6.0	235	235	247	9.5	250	238	9.5
OR243X7		243.0	7.0	255	9.5	6.0	245	245	257	9.5	255	243	9.5
OR250X7		250.0	7.0	265	9.5	6.0	250	250	262	9.5	265	253	9.5
OR258X7		258.0	7.0	270	9.5	6.0	260	260	272	9.5	270	258	9.5
OR265X7		265.0	7.0	280	9.5	6.0	265	265	277	9.5	280	268	9.5
OR272X7		272.0	7.0	285	9.5	6.0	270	270	282	9.5	285	273	9.5
OR280X7		280.0	7.0	295	9.5	6.0	280	280	292	9.5	295	283	9.5
OR290X7		290.0	7.0	305	9.5	6.0	290	290	302	9.5	305	293	9.5
OR300X7		300.0	7.0	315	9.5	6.0	300	300	312	9.5	315	303	9.5
OR307X7		307.0	7.0	320	9.5	6.0	305	305	317	9.5	320	308	9.5
OR315X7		315.0	7.0	330	9.5	6.0	315	315	327	9.5	330	318	9.5
OR325X7		325.0	7.0	340	9.5	6.0	325	325	337	9.5	340	328	9.5
OR335X7		335.0	7.0	350	9.5	6.0	335	335	347	9.5	350	338	9.5
OR345X7		345.0	7.0	360	9.5	6.0	345	345	357	9.5	360	348	9.5
OR355X7		355.0	7.0	370	9.5	6.0	355	355	367	9.5	370	358	9.5
OR365X7		365.0	7.0	380	9.5	6.0	365	365	377	9.5	380	368	9.5
OR375X7		375.0	7.0	390	9.5	6.0	375	375	387	9.5	390	378	9.5
OR387X7		387.0	7.0	400	9.5	6.0	385	385	397	9.5	400	388	9.5
OR400X7		400.0	7.0	415	9.5	6.0	400	400	412	9.5	415	403	9.5
OR412X7		412.0	7.0	425	9.5	6.0	410	410	422	9.5	425	413	9.5
OR425X7		425.0	7.0	440	9.5	6.0	425	425	437	9.5	440	428	9.5
OR437X7		437.0	7.0	450	9.5	6.0	435	435	447	9.5	450	438	9.5
OR450X7		450.0	7.0	465	9.5	6.0	450	450	462	9.5	465	453	9.5
OR462X7		462.0	7.0	475	9.5	6.0	460	460	472	9.5	475	463	9.5
OR475X7		475.0	7.0	490	9.5	6.0	475	475	487	9.5	490	478	9.5
OR487X7		487.0	7.0	500	9.5	6.0	485	485	497	9.5	500	488	9.5
OR500X7		500.0	7.0	515	9.5	6.0	500	500	512	9.5	515	503	9.5
OR515X7		515.0	7.0	530	9.5	6.0	515	515	527	9.5	530	518	9.5
OR530X7		530.0	7.0	545	9.5	6.0	530	530	542	9.5	545	533	9.5
OR545X7		545.0	7.0	560	9.5	6.0	545	545	557	9.5	560	548	9.5
OR560X7		560.0	7.0	575	9.5	6.0	560	560	572	9.5	575	563	9.5
OR580X7		580.0	7.0	595	9.5	6.0	580	580	592	9.5	595	583	9.5
OR600X7		600.0	7.0	615	9.5	6.0	600	600	612	9.5	615	603	9.5
OR615X7		615.0	7.0	630	9.5	6.0	615	615	627	9.5	630	618	9.5
OR630X7		630.0	7.0	645	9.5	6.0	630	630	642	9.5	645	633	9.5
OR650X7		650.0	7.0	665	9.5	6.0	650	650	662	9.5	665	653	9.5
OR670X7		670.0	7.0	685	9.5	6.0	670	670	682	9.5	685	673	9.5

◀ continua da pagina precedente

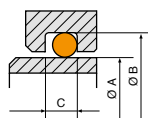
**SEDI PER O-RING
TENUTA DINAMICA**

tenuta dinamica

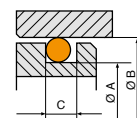
British Standard BS 1806 / American Standard AS 568 A



Tolleranza Accoppiamento:
Fino a 100 Bar: A in f7 e B in H9
Oltre 100 Bar: A in g6 e B in H7



Tolleranza Accoppiamento:
Fino a 100 Bar: B in H8 e A in h9
Oltre 100 Bar: B in H7 e A in g6

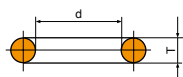


N° Rif.	Cod. AS/BS	d	T	Tenuta stelo				Tenuta Pistone			
				A	B Idraulica	B Pneumatica	C ±0.1	B	A Idraulica	A Pneumatica	C ±0.1
CORDA 1.78											
OR 2007	004	1.78	1.78	2	5.0	-	2.5	5	1.8	-	2.5
OR 2010	005	2.57	1.78	2.5	5.6	-	2.5	5.8	2.6	-	2.5
OR 2012	006	2.90	1.78	3	6.0	-	2.5	6	3.1	-	2.5
OR 2013		3.17	1.78	3.2	6.2	-	2.5	6.5	3.6	-	2.5
OR 2015	007	3.69	1.78	4	7.0	-	2.5	7	4.1	-	2.5
OR 2018	008	4.48	1.78	5	7.8	-	2.5	8	5.1	-	2.5
OR 2019		4.76	1.78	5	7.8	-	2.5	8	5.1	-	2.5
OR 2021	009	5.28	1.78	5.5	8.5	-	2.5	8	5.1	-	2.5
OR 2025	010	6.07	1.78	6	9.0	-	2.5	9	6.1	-	2.5
OR 2026		6.35	1.78	6.5	9.5	-	2.5	9.5	6.6	-	2.5
OR 106		6.75	1.78	7	10.0	-	2.5	10	7.1	-	2.5
OR 2031	011	7.66	1.78	8	10.9	-	2.5	11	8.1	-	2.5
OR 2032		7.94	1.78	8	10.9	-	2.5	11	8.1	-	2.5
OR 108		8.73	1.78	9	11.9	-	2.5	12	9.1	-	2.5
OR 2037	012	9.25	1.78	10	12.9	-	2.5	13	10.1	-	2.5
OR 2038		9.52	1.78	9.5	12.4	-	2.5	12.5	9.6	-	2.5
CORDA 2.62											
OR 3005	102	1.25	2.62	1	5.7	-	3.5	6	1.6	-	3.5
OR 3008	103	2.06	2.62	2	6.7	-	3.5	7	2.6	-	3.5
OR 3011	104	2.85	2.62	3	7.7	-	3.5	8	3.6	-	3.5
OR 3014	105	3.63	2.62	3.5	8.2	-	3.5	8.5	4.1	-	3.5
OR 3017	106	4.42	2.62	4.5	9.2	-	3.5	9.5	5.1	-	3.5
OR 3021	107	5.23	2.62	5	9.7	-	3.5	10	5.6	-	3.5
OR 3024	108	6.02	2.62	6	10.7	-	3.5	11	6.6	-	3.5
OR 3030	109	7.59	2.62	8	12.7	-	3.5	13	8.6	-	3.5
OR 109		9.13	2.62	9	13.7	-	3.5	14	9.6	-	3.5
OR 3037	110	9.19	2.62	9	13.7	-	3.5	14	9.6	-	3.5
OR 112		9.92	2.62	10	14.7	-	3.5	15	10.6	-	3.5
OR 3043	111	10.78	2.62	11	15.7	-	3.5	16	11.6	-	3.5
OR 115		11.91	2.62	12	16.7	-	3.5	17	12.6	-	3.5
OR 3050	112	12.37	2.62	12.5	17.2	-	3.5	18	13.6	-	3.5
OR 117		13.10	2.62	13	17.7	-	3.5	18	13.6	-	3.5
OR 3056	113	13.95	2.62	14	18.7	-	3.5	19	14.6	-	3.5
OR 119		15.08	2.62	15	19.7	-	3.5	20	15.6	-	3.5
OR 3062	114	15.54	2.62	15.5	20.1	-	3.5	21	16.6	-	3.5
OR 121		15.88	2.62	16	20.4	-	3.5	21	16.6	-	3.5
OR 3068	115	17.13	2.62	17	21.4	-	3.5	22	17.6	-	3.5
OR 123		17.86	2.62	18	22.4	-	3.5	23	18.6	-	3.5
OR 3075	116	18.72	2.62	19	23.4	-	3.5	24	19.6	-	3.5
OR 3078		20.00	2.62	20	24.4	-	3.5	25	20.6	-	3.5
CORDA 3.53											
							C ±0.2				C ±0.2
OR 4017	201	4.34	3.53	4.5	10.6	-	4.5	11.5	5.4	-	4.5
OR 4023	202	5.94	3.53	6	12.1	-	4.5	13	6.9	-	4.5
OR 4028	203	7.52	3.53	7.5	13.6	-	4.5	14.5	9.3	-	4.5
OR 4036	204	9.12	3.53	9	15.1	-	4.5	16	9.9	-	4.5
OR 4042	205	10.69	3.53	11	17.1	-	4.5	18	11.9	-	4.5
OR 4050	206	12.29	3.53	12	18.1	-	4.5	19	12.9	-	4.5
OR 4055	207	13.87	3.53	14	20.1	-	4.5	21	14.9	-	4.5
OR 4061	208	15.47	3.53	15	21.1	-	4.5	23	16.9	-	4.5
OR 4067	209	17.04	3.53	17	23.1	-	4.5	24	17.9	-	4.5
OR 4075	210	18.64	3.53	19	25.1	-	4.5	26	19.9	-	4.5
OR 4081	211	20.22	3.53	20	26.1	-	4.5	28	21.9	-	4.5
OR 4087	212	21.82	3.53	22	28.1	-	4.5	29	22.9	-	4.5
OR 4093	213	23.40	3.53	23	29.1	-	4.5	30	23.9	-	4.5
OR 4100	214	24.99	3.53	25	31.1	-	4.5	32	25.9	-	4.5
OR 134		25.80	3.53	26	32.1	-	4.5	33	26.9	-	4.5
OR 4106	215	26.58	3.53	27	33.1	-	4.5	34	27.9	-	4.5
OR 4112	216	28.17	3.53	28	34.1	-	4.5	35	28.9	-	4.5
OR 4118	217	29.75	3.53	30	36.1	-	4.5	37	30.9	-	4.5
OR 4125	218	31.34	3.53	31	37.1	-	4.5	38	31.9	-	4.5
OR 4131	219	32.93	3.53	33	39.1	-	4.5	40	33.9	-	4.5

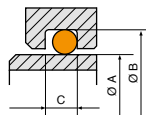
continua a pagina successiva ▶

tenuta dinamica

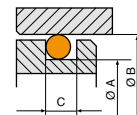
British Standard BS 1806 / American Standard AS 568 A



Tolleranza Accoppiamento:
Fino a 100 Bar: A in f7 e B in H9
Oltre 100 Bar: A in g6 e B in H7



Tolleranza Accoppiamento:
Fino a 100 Bar: B in H8 e A in h9
Oltre 100 Bar: B in H7 e A in g6



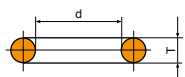
N° Rif.	Cod. AS/BS	d	T	Tenuta stelo				Tenuta Pistone			
				A	B Idraulica	B Pneumatica	C ±0.2	B	A Idraulica	A Pneumatica	C ±0.2
OR 4137	220	34.52	3.53	35	41.1	-	4.5	42	35.9	-	4.5
OR 4143	221	36.10	3.53	36	42.1	-	4.5	43	36.9	-	4.5
OR 4150	222	37.69	3.53	38	44.1	-	4.5	45	38.9	-	4.5
CORDA 5.34											
OR 6042	309	10.47	5.34	11	20.4	-	7	21	11.6	-	7
OR 6050	310	12.07	5.34	12	21.4	-	7	23	13.6	-	7
OR 6055	311	13.64	5.34	14	23.4	-	7	24	14.6	-	7
OR 6060	312	15.24	5.34	15	24.4	-	7	26	16.6	-	7
OR 6065	313	16.82	5.34	17	26.4	-	7	28	18.6	-	7
OR 6075	314	18.42	5.34	19	28.4	-	7	29	19.6	-	7
OR 6080	315	20.00	5.34	20	29.4	-	7	31	21.6	-	7
OR 6085	316	21.59	5.34	22	31.4	-	7	32	22.6	-	7
OR 6055	317	23.17	5.34	23	32.4	-	7	34	24.6	-	7
OR 6100	318	24.77	5.34	25	34.4	-	7	36	26.6	-	7
OR 6105	319	26.34	5.34	27	36.4	-	7	37	27.6	-	7
OR 6110	320	27.94	5.34	28	37.4	-	7	39	29.6	-	7
OR 6115	321	29.52	5.34	30	39.4	-	7	40	30.6	-	7
OR 6125	322	31.12	5.34	31	40.4	-	7	42	32.6	-	7
OR 6130	323	32.69	5.34	33	42.4	-	7	44	34.6	-	7
OR 6135	324	34.29	5.34	34	43.4	-	7	45	35.6	-	7
OR 6150	325	37.47	5.34	38	47.4	-	7	48	38.6	-	7
OR 6162	326	40.65	5.34	41	50.4	-	7	52	42.6	-	7
OR 6175	327	43.82	5.34	44	53.4	-	7	55	45.6	-	7
OR 6187	328	47.00	5.34	47	56.4	-	7	58	48.6	-	7
OR 6200	329	50.16	5.34	50	59.4	-	7	61	51.6	-	7
OR 6212	330	53.34	5.34	53	62.4	-	7	64	54.6	-	7
OR 6225	331	56.52	5.34	57	66.4	-	7	68	58.6	-	7
OR 6237	332	59.69	5.34	60	69.4	-	7	70	60.6	-	7
OR 6250	333	62.87	5.34	63	72.4	-	7	73	63.6	-	7
OR 6262	334	66.04	5.34	66	75.4	-	7	77	67.6	-	7
OR 6275	335	69.22	5.34	69	78.4	-	7	80	70.6	-	7
OR 6287	336	72.39	5.34	73	82.4	-	7	83	73.6	-	7
OR 178		74.63	5.34	75	84.4	-	7	85	75.6	-	7
OR 6300	337	75.57	5.34	76	85.4	-	7	86	76.6	-	7
OR 6312	338	78.74	5.34	79	88.4	-	7	90	80.6	-	7
OR 181		79.77	5.34	80	89.4	-	7	90	80.6	-	7
OR 6325	339	81.92	5.34	82	91.4	-	7	92	82.6	-	7
OR 6337	340	85.09	5.34	85	94.4	-	7	95	85.6	-	7
OR 6350	341	88.27	5.34	88	97.4	-	7	98	88.6	-	7
OR 185		89.69	5.34	90	99.4	-	7	100	90.6	-	7
OR 6362	342	91.44	5.34	92	101.4	-	7	102	92.6	-	7
OR 6375	343	94.62	5.34	95	104.4	-	7	105	95.6	-	7
OR 6387	344	97.79	5.34	98	107.4	-	7	108	98.6	-	7
OR 189		100.00	5.34	100	109.4	-	7	110	100.6	-	7
OR 6400	345	101.00	5.34	101	110.4	-	7	111	101.6	-	7
OR 6412	346	104.10	5.34	104	113.4	-	7	115	105.6	-	7
OR 6425	347	107.20	5.34	107	116.4	-	7	118	108.6	-	7
OR 193		109.50	5.34	110	119.4	-	7	120	110.6	-	7
OR 6437	348	110.50	5.34	111	120.4	-	7	121	111.6	-	7
OR 6450	349	113.70	5.34	114	123.4	-	7	125	115.6	-	7
CORDA 6.99											
OR 8450	425	113.70	6.99	114	126.4	-	9.5	127	114.6	-	9.5
OR 197		114.70	6.99	115	127.4	-	9.5	128	115.6	-	9.5
OR 8462	426	116.80	6.99	117	129.4	-	9.5	130	117.6	-	9.5
OR 8475	427	120.00	6.99	120	132.4	-	9.5	135	122.6	-	9.5
OR 8487	428	123.20	6.99	123	135.4	-	9.5	137	124.6	-	9.5
OR 204		124.60	6.99	125	137.4	-	9.5	138	125.6	-	9.5
OR 8500	429	126.40	6.99	126	138.4	-	9.5	140	127.6	-	9.5
OR 8512	430	129.50	6.99	130	142.4	-	9.5	143	130.6	-	9.5
OR 8525	431	132.70	6.99	133	145.4	-	9.5	146	133.6	-	9.5
OR 211		134.50	6.99	135	147.4	-	9.5	148	135.6	-	9.5
OR 8537	432	135.90	6.99	136	148.4	-	9.5	150	137.6	-	9.5

◀ continua da pagina precedente

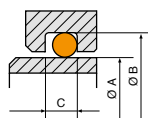
continua a pagina successiva ▶

tenuta dinamica

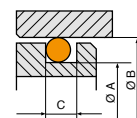
British Standard BS 1806 / American Standard AS 568 A



Tolleranza Accoppiamento:
Fino a 100 Bar: A in f7 e B in H9
Oltre 100 Bar: A in g6 e B in H7



Tolleranza Accoppiamento:
Fino a 100 Bar: B in H8 e A in h9
Oltre 100 Bar: B in H7 e A in g6



N° Rif.	Cod. AS/BS	d	T	Tenuta stelo				Tenuta Pistone			
				A	B Idraulica	B Pneumatica	C ±0.2	B	A Idraulica	A Pneumatica	C ±0.2
OR 8550	433	139.10	6.99	139	151.4	-	9.5	153	140.6	-	9.5
OR 8562	434	142.20	6.99	142	154.4	-	9.5	156	143.6	-	9.5
OR 8575	435	145.40	6.99	145	157.4	-	9.5	160	147.6	-	9.5
OR 8587	436	148.60	6.99	149	161.4	-	9.5	162	149.6	-	9.5
OR 8600	437	151.80	6.99	152	164.4	-	9.5	165	152.6	-	9.5
OR 223		155.60	6.99	156	168.4	-	9.5	170	157.6	-	9.5
OR 8625	438	158.10	6.99	158	170.4	-	9.5	172	159.6	-	9.5
OR 225		159.50	6.99	160	172.4	-	9.5	173	160.6	-	9.5
OR 226		161.90	6.99	162	174.4	-	9.5	175	162.6	-	9.5
OR 8650	439	164.50	6.99	165	177.4	-	9.5	178	165.6	-	9.5
OR 228		166.70	6.99	167	179.4	-	9.5	180	167.6	-	9.5
OR 229		168.30	6.99	168	180.4	-	9.5	182	169.6	-	9.5
OR 8675	440	170.80	6.99	170	182.4	-	9.5	184	171.6	-	9.5
OR 231		174.60	6.99	175	187.4	-	9.5	188	175.6	-	9.5
OR 8700	441	177.20	6.99	178	190.4	-	9.5	191	178.6	-	9.5
OR 233		181.00	6.99	180	192.4	-	9.5	195	182.6	-	9.5
OR 8725	442	183.50	6.99	184	196.4	-	9.5	197	184.6	-	9.5
OR 235		187.30	6.99	188	200.4	-	9.5	200	187.6	-	9.5
OR 8750	443	189.90	6.99	190	202.4	-	9.5	203	190.6	-	9.5
OR 237		193.70	6.99	194	206.4	-	9.5	207	194.6	-	9.5
OR 8775	444	196.20	6.99	196	208.4	-	9.5	210	197.6	-	9.5
OR 239		200.00	6.99	200	212.4	-	9.5	214	201.6	-	9.5
OR 8800	445	202.60	6.99	203	215.4	-	9.5	216	203.6	-	9.5
OR 8825	445A	208.90	6.99	210	222.4	-	9.5	222	209.6	-	9.5
OR 8850	446	215.30	6.99	215	227.4	-	9.5	230	217.6	-	9.5
OR 8875	446A	221.60	6.99	222	234.4	-	9.5	235	222.6	-	9.5
OR 8900	447	227.90	6.99	230	242.4	-	9.5	242	229.6	-	9.5
OR 8925	447A	234.30	6.99	235	247.4	-	9.5	250	237.6	-	9.5
OR 8950	448	240.70	6.99	240	252.4	-	9.5	255	242.6	-	9.5
OR 8975	448A	247.00	6.99	248	260.4	-	9.5	260	247.6	-	9.5
OR 81000	449	253.30	6.99	255	267.4	-	9.5	270	257.6	-	9.5
OR 81025	449A	259.70	6.99	260	272.4	-	9.5	275	262.6	-	9.5
OR 81050	450	266.10	6.99	265	277.4	-	9.5	280	267.6	-	9.5
OR 81075	450A	272.40	6.99	273	285.4	-	9.5	286	273.6	-	9.5
OR 81100	451	278.70	6.99	280	292.4	-	9.5	295	282.6	-	9.5
OR 81125	451A	285.20	6.99	285	297.4	-	9.5	300	287.6	-	9.5
OR 81150	452	291.50	6.99	292	304.4	-	9.5	305	292.6	-	9.5
OR 81175	452A	297.80	6.99	300	312.4	-	9.5	315	302.6	-	9.5
OR 81200	453	304.10	6.99	305	317.4	-	9.5	320	307.6	-	9.5
OR 81225		310.50	6.99	310	322.4	-	9.5	325	312.6	-	9.5
OR 81250	454	316.90	6.99	318	330.4	-	9.5	330	317.6	-	9.5
OR 81300	455	329.50	6.99	330	342.4	-	9.5	345	332.6	-	9.5
OR 81350	456	342.30	6.99	342	354.4	-	9.5	355	342.6	-	9.5
OR 81400	457	354.90	6.99	355	367.4	-	9.5	370	357.6	-	9.5
OR 81450	458	367.70	6.99	370	382.4	-	9.5	380	367.6	-	9.5
OR 81500	459	380.30	6.99	380	392.4	-	9.5	395	382.6	-	9.5
OR 81550	460	393.10	6.99	393	405.4	-	9.5	410	397.6	-	9.5

Serie 900

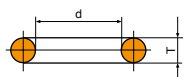
							C ±0.1				C ±0.1
OR 901	901	4.70	1.42	4.8	7.1	-	2.2	7.0	4.7	-	2.2
Corda 1.63											
OR 902	902	6.07	1.63	6.0	8.7	-	2.4	8.5	5.8	-	2.4
OR 903	903	7.65	1.63	7.8	10.5	-	2.4	10.5	7.8	-	2.4
Corda 1.83											
OR 904	904	8.92	1.83	9.0	12.0	-	2.6	12.0	9.0	-	2.6
OR 905	905	10.52	1.83	10.5	13.5	-	2.6	13.5	10.5	-	2.6
Corda 1.98											
OR 906	906	11.89	1.98	12.0	15.3	-	2.6	15.0	11.7	-	2.6
Corda 2.08											
OR 907	907	13.46	2.08	13.5	17.0	-	2.7	17.0	13.5	-	2.7

◀ continua da pagina precedente

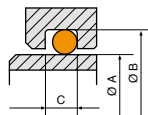
continua a pagina successiva ▶

tenuta dinamica

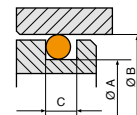
British Standard BS 1806 / American Standard AS 568 A - Swedish Standard SMS 1586



Tolleranza Accoppiamento:
Fino a 100 Bar: A in f7 e B in H9
Oltre 100 Bar: A in g6 e B in H7



Tolleranza Accoppiamento:
Fino a 100 Bar: B in H8 e A in h9
Oltre 100 Bar: B in H7 e A in g6



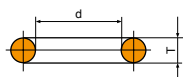
N° Rif.	Cod. AS/BS	d	T	Tenuta stelo				Tenuta Pistone			
				A	B Idraulica	B Pneumatica	C ±0.1	B	A Idraulica	A Pneumatica	C ±0.1
Corda 2.20											
OR 908	908	16.36	2.20	16.5	20.2	-	2.8	20.0	16.3	-	2.8
Corda 2.46											
OR 909	909	17.93	2.46	18.0	22.1	-	3.2	22.0	17.9	-	3.2
OR 910	910	19.18	2.46	19.5	23.6	-	3.2	23.5	19.4	-	3.2
Corda 2.95											
OR 911	911	21.92	2.95	22.0	26.9	-	4.0	27.0	22.1	-	4.0
OR 912	912	23.47	2.95	23.5	28.4	-	4.0	28.5	23.6	-	4.0
OR 913	913	25.04	2.95	25.0	29.9	-	4.0	30.0	25.1	-	4.0
OR 914	914	26.62	2.95	26.8	31.7	-	4.0	31.5	26.6	-	4.0
OR 916	916	29.74	2.95	30.0	34.9	-	4.0	35.0	30.1	-	4.0
OR 918	918	34.42	2.95	34.5	39.4	-	4.0	39.5	34.6	-	4.0
Corda 3.0											
OR 920	920	37.47	3.00	37.5	42.7	-	4.0	42.5	37.3	-	4.0
OR 924	924	43.69	3.00	43.8	49.0	-	4.0	49.0	43.8	-	4.0
OR 928	928	53.09	3.00	53.0	58.2	-	4.0	58.0	52.8	-	4.0
OR 932	932	59.36	3.00	59.5	64.7	-	4.0	64.5	59.3	-	4.0
Swedish Standard SMS 1586											
Corda 2.40											
OR 3.3X2.4		3.3	2.4	3.5	7.5	-	3.2	8.0	4.0	-	3.2
OR 3.6X2.4		3.6	2.4	4.0	8.0	-	3.2	8.2	4.2	-	3.2
OR 4.3X2.4		4.3	2.4	4.5	8.5	-	3.2	9.0	5.0	-	3.2
OR 4.6X2.4		4.6	2.4	5.0	9.0	-	3.2	9.2	5.2	-	3.2
OR 5.3X2.4		5.3	2.4	5.5	9.5	-	3.2	10.0	6.0	-	3.2
OR 5.6X2.4		5.6	2.4	6.0	10.0	-	3.2	10.2	6.2	-	3.2
OR 6.3X2.4		6.3	2.4	6.5	10.5	-	3.2	11.0	7.0	-	3.2
OR 6.6X2.4		6.6	2.4	7.0	11.0	-	3.2	11.2	7.2	-	3.2
OR 7.3X2.4		7.3	2.4	7.5	11.5	-	3.2	12.0	8.0	-	3.2
OR 7.6X2.4		7.6	2.4	8.0	12.0	-	3.2	12.2	8.2	-	3.2
OR 8.3X2.4		8.3	2.4	8.5	12.5	-	3.2	13.0	9.0	-	3.2
OR 8.6X2.4		8.6	2.4	9.0	13.0	-	3.2	13.2	9.2	-	3.2
OR 9.3X2.4		9.3	2.4	9.5	13.5	-	3.2	14.0	10.0	-	3.2
OR 9.6X2.4		9.6	2.4	10.0	14.0	-	3.2	14.2	10.2	-	3.2
OR 10.3X2.4		10.3	2.4	10.5	14.5	-	3.2	15.0	11.0	-	3.2
OR 10.6X2.4		10.6	2.4	11.0	15.0	-	3.2	15.2	11.2	-	3.2
OR 11.3X2.4		11.3	2.4	11.5	15.5	-	3.2	16.0	12.0	-	3.2
OR 11.6X2.4		11.6	2.4	12.0	16.0	-	3.2	16.2	12.2	-	3.2
OR 12.3X2.4		12.3	2.4	12.5	16.5	-	3.2	17.0	13.0	-	3.2
OR 12.6X2.4		12.6	2.4	13.0	17.0	-	3.2	17.2	13.2	-	3.2
OR 13.3X2.4		13.3	2.4	13.5	17.5	-	3.2	18.0	14.0	-	3.2
OR 13.6X2.4		13.6	2.4	14.0	18.0	-	3.2	18.2	14.2	-	3.2
OR 14.3X2.4		14.3	2.4	14.5	18.5	-	3.2	19.0	15.0	-	3.2
OR 14.6X2.4		14.6	2.4	15.0	19.0	-	3.2	19.2	15.2	-	3.2
OR 15.3X2.4		15.3	2.4	15.5	19.5	-	3.2	20.0	16.0	-	3.2
OR 15.6X2.4		15.6	2.4	16.0	20.0	-	3.2	20.2	16.2	-	3.2
OR 16.3X2.4		16.3	2.4	16.5	20.5	-	3.2	21.0	17.0	-	3.2
OR 16.6X2.4		16.6	2.4	17.0	21.0	-	3.2	21.2	17.2	-	3.2
OR 17.3X2.4		17.3	2.4	17.5	21.5	-	3.2	22.0	18.0	-	3.2
Corda 3.00											
OR 3.5X3		3.5	3.0	3.5	8.7	-	4	9.5	4.3	-	4
OR 4.5X3		4.5	3.0	4.5	9.7	-	4	10.5	5.3	-	4
OR 5.5X3		5.5	3.0	5.5	10.7	-	4	11.5	6.3	-	4
OR 6.5X3		6.5	3.0	6.5	11.7	-	4	12.5	7.3	-	4
OR 7.5X3		7.5	3.0	7.5	12.7	-	4	13.5	8.3	-	4
OR 8.5X3		8.5	3.0	8.5	13.7	-	4	14.5	9.3	-	4
OR 9.5X3		9.5	3.0	9.5	14.7	-	4	15.5	10.3	-	4
OR 10.5X3		10.5	3.0	10.5	15.7	-	4	16.5	11.3	-	4
OR 11.5X3		11.5	3.0	11.5	16.7	-	4	17.5	12.3	-	4
OR 12.5X3		12.5	3.0	12.5	17.7	-	4	18.5	13.3	-	4

◀ continua da pagina precedente

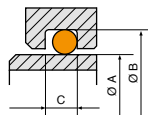
continua a pagina successiva ▶

tenuta dinamica

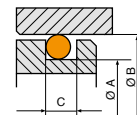
Swedish Standard SMS 1586



Tolleranza Accoppiamento:
Fino a 100 Bar: A in f7 e B in H9
Oltre 100 Bar: A in g6 e B in H7



Tolleranza Accoppiamento:
Fino a 100 Bar: B in H8 e A in h9
Oltre 100 Bar: B in H7 e A in g6



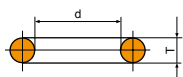
N° Rif.	Cod. AS/BS	d	T	Tenuta stelo				Tenuta Pistone			
				A	B Idrraulica	B Pneumatica	C ±0.1	B	A Idrraulica	A Pneumatica	C ±0.1
OR 13.5X3		13.5	3.0	13.5	18.7	-	4	19.5	14.3	-	4
OR 14.5X3		14.5	3.0	14.5	19.7	-	4	20.5	15.3	-	4
OR 15.5X3		15.5	3.0	15.5	20.7	-	4	21.5	16.3	-	4
OR 17.5X3		17.5	3.0	17.5	22.7	-	4	23.5	18.3	-	4
OR 19.2X3		19.2	3.0	19.2	24.4	-	4	25.2	20.0	-	4
OR 19.5X3		19.5	3.0	19.5	24.7	-	4	25.5	20.3	-	4
OR 20.5X3		20.5	3.0	20.5	25.7	-	4	26.5	21.3	-	4
OR 21.5X3		21.5	3.0	21.5	26.7	-	4	27.5	22.3	-	4
OR 22.5X3		22.5	3.0	22.5	27.7	-	4	28.5	23.3	-	4
OR 23.5X3		23.5	3.0	23.5	28.7	-	4	29.5	24.3	-	4
OR 24.2X3		24.2	3.0	24.2	29.4	-	4	30.2	25.0	-	4
OR 24.5X3		24.5	3.0	24.5	29.7	-	4	30.5	25.3	-	4
OR 25.5X3		25.5	3.0	25.5	30.7	-	4	31.5	26.3	-	4
OR 26.5X3		26.5	3.0	26.5	31.7	-	4	32.5	27.3	-	4
OR 27.5X3		27.5	3.0	27.5	32.7	-	4	33.5	28.3	-	4
OR 28.5X3		28.5	3.0	28.5	33.7	-	4	34.5	29.3	-	4
OR 29.2X3		29.2	3.0	29.2	34.4	-	4	35.2	30.0	-	4
OR 29.5X3		29.5	3.0	29.5	34.7	-	4	35.5	30.3	-	4
OR 31.5X3		31.5	3.0	31.5	36.7	-	4	37.5	32.3	-	4
OR 32.5X3		32.5	3.0	32.5	37.7	-	4	38.5	33.3	-	4
OR 34.5X3		34.5	3.0	34.5	39.7	-	4	40.5	35.3	-	4
OR 36.5X3		36.5	3.0	36.5	41.7	-	4	42.5	37.3	-	4
OR 37.5X3		37.5	3.0	37.5	42.7	-	4	43.5	38.3	-	4
OR 39.5X3		39.5	3.0	39.5	44.7	-	4	45.5	40.3	-	4
OR 44.5X3		44.5	3.0	44.5	49.7	-	4	50.5	45.3	-	4
Corda 5.7							C ±0.2				C ±0.2
OR 45.3 X5.7		45.3	5.7	46	56	-	7.5	56	46	-	7.5
OR 49.3 X5.7		49.3	5.7	50	60	-	7.5	60	50	-	7.5
OR 52.3 X5.7		52.3	5.7	53	63	-	7.5	63	53	-	7.5
OR 55.3 X5.7		55.3	5.7	56	66	-	7.5	66	56	-	7.5
OR 59.3 X5.7		59.3	5.7	60	70	-	7.5	70	60	-	7.5
OR 62.3 X5.7		62.3	5.7	63	73	-	7.5	73	63	-	7.5
OR 64.3 X5.7		64.3	5.7	65	75	-	7.5	75	65	-	7.5
OR 69.3 X5.7		69.3	5.7	70	80	-	7.5	80	70	-	7.5
OR 74.3 X5.7		74.3	5.7	75	85	-	7.5	85	75	-	7.5
OR 79.3 X5.7		79.3	5.7	80	90	-	7.5	90	80	-	7.5
OR 84.3 X5.7		84.3	5.7	85	95	-	7.5	95	85	-	7.5
OR 89.3 X5.7		89.3	5.7	90	100	-	7.5	100	90	-	7.5
OR 94.3 X5.7		94.3	5.7	95	105	-	7.5	105	95	-	7.5
OR 99.3 X5.7		99.3	5.7	100	110	-	7.5	110	100	-	7.5
OR 104.3 X5.7		104.3	5.7	105	115	-	7.5	115	105	-	7.5
OR 109.3 X5.7		109.3	5.7	110	120	-	7.5	120	110	-	7.5
OR 119.3 X5.7		119.3	5.7	120	130	-	7.5	130	120	-	7.5
OR 124.3 X5.7		124.3	5.7	125	135	-	7.5	135	125	-	7.5
OR 129.3 X5.7		129.3	5.7	130	140	-	7.5	140	130	-	7.5
OR 134.3 X5.7		134.3	5.7	135	145	-	7.5	145	135	-	7.5
OR 139.3 X5.7		139.3	5.7	140	150	-	7.5	150	140	-	7.5
OR 144.3 X5.7		144.3	5.7	145	155	-	7.5	155	145	-	7.5
Corda 8.4											
OR 144.1X8.4		144.1	8.4	145	160	-	11	160	145	-	11
OR 149.1X8.4		149.1	8.4	150	165	-	11	165	150	-	11
OR 154.1X8.4		154.1	8.4	155	170	-	11	170	155	-	11
OR 159.1X8.4		159.1	8.4	160	175	-	11	175	160	-	11
OR 164.1X8.4		164.1	8.4	165	180	-	11	180	165	-	11
OR 169.1X8.4		169.1	8.4	170	185	-	11	185	170	-	11
OR 174.1X8.4		174.1	8.4	175	190	-	11	190	175	-	11
OR 179.1X8.4		179.1	8.4	180	195	-	11	195	180	-	11
OR 184.1X8.4		184.1	8.4	185	200	-	11	200	185	-	11
OR 189.1X8.4		189.1	8.4	190	205	-	11	205	190	-	11
OR 194.1X8.4		194.1	8.4	195	210	-	11	210	195	-	11
OR 199.1X8.4		199.1	8.4	200	215	-	11	215	200	-	11
OR 204.1X8.4		204.1	8.4	205	220	-	11	220	205	-	11

◀ continua da pagina precedente

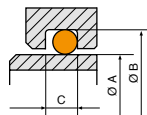
continua a pagina successiva ▶

tenuta dinamica

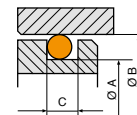
Swedish Standard SMS 1586 - Metriche



Tolleranza Accoppiamento:
Fino a 100 Bar: A in f7 e B in H9
Oltre 100 Bar: A in g6 e B in H7



Tolleranza Accoppiamento:
Fino a 100 Bar: B in H8 e A in h9
Oltre 100 Bar: B in H7 e A in g6



N° Rif.	Cod. AS/BS	d	T	Tenuta stelo				Tenuta Pistone			
				A	B Idraulica	B Pneumatica	C ±0.2	B	A Idraulica	A Pneumatica	C ±0.2
OR 209.1X8.4		209.1	8.4	210	225	-	11	225	210	-	11
OR 219.1X8.4		219.1	8.4	220	235	-	11	235	220	-	11
OR 229.1X8.4		229.1	8.4	230	245	-	11	245	230	-	11
OR 234.1X8.4		234.1	8.4	235	250	-	11	250	235	-	11
OR 239.1X8.4		239.1	8.4	240	255	-	11	255	240	-	11
OR 249.1X8.4		249.1	8.4	250	265	-	11	260	250	-	11

Metriche

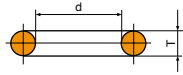
Corda 2.00											
							C ±0.1				C ±0.1
OR 2.5X2		2.5	2.0	2.5	5.9	-	2.6	6.50	3.10	-	2.6
OR 3X2		3.0	2.0	3.0	6.4	-	2.6	7.00	3.60	-	2.6
OR 3.5X2		3.5	2.0	3.5	6.9	-	2.6	7.50	4.10	-	2.6
OR 4X2		4.0	2.0	4.0	7.4	-	2.6	8.00	4.60	-	2.6
OR 4.5X2		4.5	2.0	4.5	7.9	-	2.6	8.50	5.10	-	2.6
OR 5X2		5.0	2.0	5.0	8.4	-	2.6	9.00	5.60	-	2.6
OR 5.5X2		5.5	2.0	5.5	8.9	-	2.6	9.50	6.10	-	2.6
OR 6X2		6.0	2.0	6.0	9.4	-	2.6	10.00	6.60	-	2.6
OR 6.5X2		6.5	2.0	6.5	9.9	-	2.6	10.50	7.10	-	2.6
OR 7X2		7.0	2.0	7.0	10.4	-	2.6	11.00	7.60	-	2.6
OR 7.5X2		7.5	2.0	7.5	10.9	-	2.6	11.50	8.10	-	2.6
OR 8X2		8.0	2.0	8.0	11.4	-	2.6	12.00	8.60	-	2.6
OR 8.5X2		8.5	2.0	8.5	11.9	-	2.6	12.50	9.10	-	2.6
OR 9X2		9.0	2.0	9.0	12.4	-	2.6	13.00	9.60	-	2.6
OR 9.5X2		9.5	2.0	9.5	12.9	-	2.6	13.50	10.10	-	2.6
OR 10X2		10.0	2.0	10.0	13.4	-	2.6	14.00	10.60	-	2.6
OR 10.5X2		10.5	2.0	10.5	13.9	-	2.6	14.50	11.10	-	2.6
OR 11X2		11.0	2.0	11.0	14.4	-	2.6	15.00	11.60	-	2.6
OR 11.5X2		11.5	2.0	11.5	14.9	-	2.6	15.50	12.10	-	2.6
OR 12X2		12.0	2.0	12.0	15.4	-	2.6	16.00	12.60	-	2.6
OR 12.5X2		12.5	2.0	12.5	15.9	-	2.6	16.50	13.10	-	2.6
OR 13X2		13.0	2.0	13.0	16.4	-	2.6	17.00	13.60	-	2.6
OR 13.5X2		13.5	2.0	13.5	16.9	-	2.6	17.50	14.10	-	2.6
OR 14X2		14.0	2.0	14.0	17.4	-	2.6	18.00	14.60	-	2.6
OR 14.5X2		14.5	2.0	14.5	17.9	-	2.6	18.50	15.10	-	2.6
OR 15X2		15.0	2.0	15.0	18.4	-	2.6	19.00	15.60	-	2.6
OR 15.5X2		15.5	2.0	15.5	18.9	-	2.6	19.50	16.10	-	2.6
OR 16X2		16.0	2.0	16.0	19.4	-	2.6	20.00	16.60	-	2.6
Corda 2.5											
							C ±0.2				C ±0.2
OR 4X2.5		4.0	2.5	4.0	8.3	-	3.3	9.0	4.7	-	3.3
OR 4.5X2.5		4.5	2.5	4.5	8.8	-	3.3	9.5	5.2	-	3.3
OR 5X2.5		5.0	2.5	5.0	9.3	-	3.3	10.0	5.7	-	3.3
OR 5.5X2.5		5.5	2.5	5.5	9.8	-	3.3	10.5	6.2	-	3.3
OR 6X2.5		6.0	2.5	6.0	10.3	-	3.3	11.0	6.7	-	3.3
OR 6.5X2.5		6.5	2.5	6.5	10.8	-	3.3	11.5	7.2	-	3.3
OR 7X2.5		7.0	2.5	7.0	11.3	-	3.3	12.0	7.7	-	3.3
OR 7.5X2.5		7.5	2.5	7.5	11.8	-	3.3	12.5	8.2	-	3.3
OR 8X2.5		8.0	2.5	8.0	12.3	-	3.3	13.0	8.7	-	3.3
OR 8.5X2.5		8.5	2.5	8.5	12.8	-	3.3	13.5	9.2	-	3.3
OR 9X2.5		9.0	2.5	9.0	13.3	-	3.3	14.0	9.7	-	3.3
OR 9.5X2.5		9.5	2.5	9.5	13.8	-	3.3	14.5	10.2	-	3.3
OR 10X2.5		10.0	2.5	10.0	14.3	-	3.3	15.0	10.7	-	3.3
OR 10.5X2.5		10.5	2.5	10.5	14.8	-	3.3	15.5	11.2	-	3.3
OR 11X2.5		11.0	2.5	11.0	15.3	-	3.3	16.0	11.7	-	3.3
OR 11.5X2.5		11.5	2.5	11.5	15.8	-	3.3	16.5	12.2	-	3.3
OR 12X2.5		12.0	2.5	12.0	16.3	-	3.3	17.0	12.7	-	3.3
OR 12.5X2.5		12.5	2.5	12.5	16.8	-	3.3	17.5	13.2	-	3.3
OR 13X2.5		13.0	2.5	13.0	17.3	-	3.3	18.0	13.7	-	3.3
OR 13.5X2.5		13.5	2.5	13.5	17.8	-	3.3	18.5	14.2	-	3.3
OR 14X2.5		14.0	2.5	14.0	18.3	-	3.3	19.0	14.7	-	3.3
OR 14.5X2.5		14.5	2.5	14.5	18.8	-	3.3	19.5	15.2	-	3.3
OR 15X2.5		15.0	2.5	15.0	19.3	-	3.3	20.0	15.7	-	3.3
OR 15.5X2.5		15.5	2.5	15.5	19.8	-	3.3	20.5	16.2	-	3.3
OR 16X2.5		16.0	2.5	16.0	20.3	-	3.3	21.0	16.7	-	3.3

◀ continua da pagina precedente

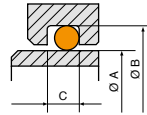
continua a pagina successiva ▶

tenuta dinamica

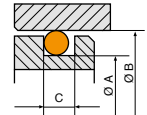
Swedish Standard SMS 1586



Tolleranza Accoppiamento:
Fino a 100 Bar: A in f7 e B in H9
Oltre 100 Bar: A in g6 e B in H7



Tolleranza Accoppiamento:
Fino a 100 Bar: B in H8 e A in h9
Oltre 100 Bar: B in H7 e A in g6



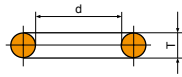
N° Rif.	Cod. AS/BS	d	T	Tenuta stelo				Tenuta Pistone			
				A	B Idraulica	B Pneumatica	C ±0.1	B	A Idraulica	A Pneumatica	C ±0.1
OR 16.5X2.5		16.5	2.5	16.5	20.8	-	3.3	21.5	17.2	-	3.3
OR 17X2.5		17.0	2.5	17.0	21.3	-	3.3	22.0	17.7	-	3.3
OR 17.5X2.5		17.5	2.5	17.5	21.8	-	3.3	22.5	18.2	-	3.3
Corda 3.00											
OR 3X3		3.0	3.0	3.0	8.2	-	4	9.0	3.8	-	4
OR 3.5X3		3.5	3.0	3.5	8.7	-	4	9.5	4.3	-	4
OR 4X3		4.0	3.0	4.0	9.2	-	4	10.0	4.8	-	4
OR 4.5X3		4.5	3.0	4.5	9.7	-	4	10.5	5.3	-	4
OR 5X3		5.0	3.0	5.0	10.2	-	4	11.0	5.8	-	4
OR 5.5X3		5.5	3.0	5.5	10.7	-	4	11.5	6.3	-	4
OR 6X3		6.0	3.0	6.0	11.2	-	4	12.0	6.8	-	4
OR 6.5X3		6.5	3.0	6.5	11.7	-	4	12.5	7.3	-	4
OR 7X3		7.0	3.0	7.0	12.2	-	4	13.0	7.8	-	4
OR 7.5X3		7.5	3.0	7.5	12.7	-	4	13.5	8.3	-	4
OR 8X3		8.0	3.0	8.0	13.2	-	4	14.0	8.8	-	4
OR 8.5X3		8.5	3.0	8.5	13.7	-	4	14.5	9.3	-	4
OR 9X3		9.0	3.0	9.0	14.2	-	4	15.0	9.8	-	4
OR 9.5X3		9.5	3.0	9.5	14.7	-	4	15.5	10.3	-	4
OR 10X3		10.0	3.0	10.0	15.2	-	4	16.0	10.8	-	4
OR 10.5X3		10.5	3.0	10.5	15.7	-	4	16.5	11.3	-	4
OR 11X3		11.0	3.0	11.0	16.2	-	4	17.0	11.8	-	4
OR 11.5X3		11.5	3.0	11.5	16.7	-	4	17.5	12.3	-	4
OR 12X3		12.0	3.0	12.0	17.2	-	4	18.0	12.8	-	4
OR 12.5X3		12.5	3.0	12.5	17.7	-	4	18.5	13.3	-	4
OR 13X3		13.0	3.0	13.0	18.2	-	4	19.0	13.8	-	4
OR 13.5X3		13.5	3.0	13.5	18.7	-	4	19.5	14.3	-	4
OR 14X3		14.0	3.0	14.0	19.2	-	4	20.0	14.8	-	4
OR 14.5X3		14.5	3.0	14.5	19.7	-	4	20.5	15.3	-	4
OR 15X3		15.0	3.0	15.0	20.2	-	4	21.0	15.8	-	4
OR 15.5X3		15.5	3.0	15.5	20.7	-	4	21.5	16.3	-	4
OR 16X3		16.0	3.0	16.0	21.2	-	4	22.0	16.8	-	4
OR 17X3		17.0	3.0	17.0	22.2	-	4	23.0	17.8	-	4
OR 17.5X3		17.5	3.0	17.5	22.7	-	4	23.5	18.3	-	4
OR 18X3		18.0	3.0	18.0	23.2	-	4	24.0	18.8	-	4
OR 19X3		19.0	3.0	19.0	24.2	-	4	25.0	19.8	-	4
OR 19.2X3		19.2	3.0	19.2	24.4	-	4	25.2	20.0	-	4
OR 19.5X3		19.5	3.0	19.5	24.7	-	4	25.5	20.3	-	4
OR 20X3		20.0	3.0	20.0	25.2	-	4	26.0	20.8	-	4
OR 20.5X3		20.5	3.0	20.5	25.7	-	4	26.5	21.3	-	4
OR 21X3		21.0	3.0	21.0	26.2	-	4	27.0	21.8	-	4
OR 21.5X3		21.5	3.0	21.5	26.7	-	4	27.5	22.3	-	4
OR 22X3		22.0	3.0	22.0	27.2	-	4	28.0	22.8	-	4
OR 22.5X3		22.5	3.0	22.5	27.7	-	4	28.5	23.3	-	4
OR 23X3		23.0	3.0	23.0	28.2	-	4	29.0	23.8	-	4
OR 23.5X3		23.5	3.0	23.5	28.7	-	4	29.5	24.3	-	4
OR 24X3		24.0	3.0	24.0	29.2	-	4	30.0	24.8	-	4
OR 24.2X3		24.2	3.0	24.2	29.4	-	4	30.2	25.0	-	4
OR 24.5X3		24.5	3.0	24.5	29.7	-	4	30.5	25.3	-	4
OR 25X3		25.0	3.0	25.0	30.2	-	4	31.0	25.8	-	4
OR 25.5X3		25.5	3.0	25.5	30.7	-	4	31.5	26.3	-	4
OR 26X3		26.0	3.0	26.0	31.2	-	4	32.0	26.8	-	4
OR 26.5X3		26.5	3.0	26.5	31.7	-	4	32.5	27.3	-	4
OR 27X3		27.0	3.0	27.0	32.2	-	4	33.0	27.8	-	4
OR 27.5X3		27.5	3.0	27.5	32.7	-	4	33.5	28.3	-	4
OR 28X3		28.0	3.0	28.0	33.2	-	4	34.0	28.8	-	4
OR 28.5X3		28.5	3.0	28.5	33.7	-	4	34.5	29.3	-	4
OR 29X3		29.0	3.0	29.0	34.2	-	4	35.0	29.8	-	4
OR 29.2X3		29.2	3.0	29.2	34.4	-	4	35.2	30.0	-	4
OR 29.5X3		29.5	3.0	29.5	34.7	-	4	35.5	30.3	-	4
OR 30X3		30.0	3.0	30.0	35.2	-	4	36.0	30.8	-	4
OR 31X3		31.0	3.0	31.0	36.2	-	4	37.0	31.8	-	4
OR 31.5X3		31.5	3.0	31.5	36.7	-	4	37.5	32.3	-	4
OR 32X3		32.0	3.0	32.0	37.2	-	4	38.0	32.8	-	4

◀ continua da pagina precedente

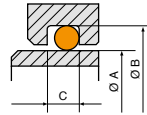
continua a pagina successiva ▶

tenuta dinamica

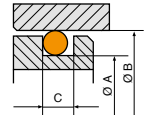
Swedish Standard SMS 1586



Tolleranza Accoppiamento:
Fino a 100 Bar: A in f7 e B in H9
Oltre 100 Bar: A in g6 e B in H7



Tolleranza Accoppiamento:
Fino a 100 Bar: B in H8 e A in h9
Oltre 100 Bar: B in H7 e A in g6



N° Rif.	Cod. AS/BS	d	T	Tenuta stelo				Tenuta Pistone			
				A	B Idraulica	B Pneumatica	C ±0.1	B	A Idraulica	A Pneumatica	C ±0.1
OR 32.5X3		32.5	3.0	32.5	37.7	-	4	38.5	33.3	-	4
OR 33X3		33.0	3.0	33.0	38.2	-	4	39.0	33.8	-	4
OR 34X3		34.0	3.0	34.0	39.2	-	4	40.0	34.8	-	4
OR 34.5X3		34.5	3.0	34.5	39.7	-	4	40.5	35.3	-	4
OR 35X3		35.0	3.0	35.0	40.2	-	4	41.0	35.8	-	4
OR 36X3		36.0	3.0	36.0	41.2	-	4	42.0	36.8	-	4
OR 36.5X3		36.5	3.0	36.5	41.7	-	4	42.5	37.3	-	4
OR 37X3		37.0	3.0	37.0	42.2	-	4	43.0	37.8	-	4
OR 37.5X3		37.5	3.0	37.5	42.7	-	4	43.5	38.3	-	4
OR 38X3		38.0	3.0	38.0	43.2	-	4	44.0	38.8	-	4
OR 39X3		39.0	3.0	39.0	44.2	-	4	45.0	39.8	-	4
OR 39.5X3		39.5	3.0	39.5	44.7	-	4	45.5	40.3	-	4
OR 40X3		40.0	3.0	40.0	45.2	-	4	46.0	40.8	-	4
OR 41X3		41.0	3.0	41.0	46.2	-	4	47.0	41.8	-	4
OR 42X3		42.0	3.0	42.0	47.2	-	4	48.0	42.8	-	4
OR 43X3		43.0	3.0	43.0	48.2	-	4	49.0	43.8	-	4
OR 44X3		44.0	3.0	44.0	49.2	-	4	50.0	44.8	-	4
OR 44.5X3		44.5	3.0	44.5	49.7	-	4	50.5	45.3	-	4
OR 45X3		45.0	3.0	45.0	50.2	-	4	51.0	45.8	-	4
Corda 3.50							C ±0.2				C ±0.2
OR 8X3.5		8	3.5	8	14.1	-	4.5	15	8.9	-	4.5
OR 9X3.5		9	3.5	9	15.1	-	4.5	16	9.9	-	4.5
OR 10X3.5		10	3.5	10	16.1	-	4.5	17	10.9	-	4.5
OR 11X3.5		11	3.5	11	17.1	-	4.5	18	11.9	-	4.5
OR 12X3.5		12	3.5	12	18.1	-	4.5	19	12.9	-	4.5
OR 13X3.5		13	3.5	13	19.1	-	4.5	20	13.9	-	4.5
OR 14X3.5		14	3.5	14	20.1	-	4.5	21	14.9	-	4.5
OR 15X3.5		15	3.5	15	21.1	-	4.5	22	15.9	-	4.5
OR 16X3.5		16	3.5	16	22.1	-	4.5	23	16.9	-	4.5
OR 17X3.5		17	3.5	17	23.1	-	4.5	24	17.9	-	4.5
OR 18X3.5		18	3.5	18	24.1	-	4.5	25	18.9	-	4.5
OR 19X3.5		19	3.5	19	25.1	-	4.5	26	19.9	-	4.5
OR 20X3.5		20	3.5	20	26.1	-	4.5	27	20.9	-	4.5
OR 21X3.5		21	3.5	21	27.1	-	4.5	28	21.9	-	4.5
OR 22X3.5		22	3.5	22	28.1	-	4.5	29	22.9	-	4.5
OR 23X3.5		23	3.5	23	29.1	-	4.5	30	23.9	-	4.5
OR 24X3.5		24	3.5	24	30.1	-	4.5	31	24.9	-	4.5
OR 25X3.5		25	3.5	25	31.1	-	4.5	32	25.9	-	4.5
OR 26X3.5		26	3.5	26	32.1	-	4.5	33	26.9	-	4.5
OR 27X3.5		27	3.5	27	33.1	-	4.5	34	27.9	-	4.5
OR 28X3.5		28	3.5	28	34.1	-	4.5	35	28.9	-	4.5
OR 29X3.5		29	3.5	29	35.1	-	4.5	36	29.9	-	4.5
OR 30X3.5		30	3.5	30	36.1	-	4.5	37	30.9	-	4.5
OR 31X3.5		31	3.5	31	37.1	-	4.5	38	31.9	-	4.5
OR 32X3.5		32	3.5	32	38.1	-	4.5	39	32.9	-	4.5
OR 33X3.5		33	3.5	33	39.1	-	4.5	40	33.9	-	4.5
OR 34X3.5		34	3.5	34	40.1	-	4.5	41	34.9	-	4.5
OR 35X3.5		35	3.5	35	41.1	-	4.5	42	35.9	-	4.5
OR 36X3.5		36	3.5	36	42.1	-	4.5	43	36.9	-	4.5
OR 37X3.5		37	3.5	37	43.1	-	4.5	44	37.9	-	4.5
OR 38X3.5		38	3.5	38	44.1	-	4.5	45	38.9	-	4.5
OR 39X3.5		39	3.5	39	45.1	-	4.5	46	39.9	-	4.5
Corda 4.00											
OR 4X4		4	4.0	4	11	-	5	12	5	-	5
OR 5X4		5	4.0	5	12	-	5	13	6	-	5
OR 6X4		6	4.0	6	13	-	5	14	7	-	5
OR 7X4		7	4.0	7	14	-	5	15	8	-	5
OR 8X4		8	4.0	8	15	-	5	16	9	-	5
OR 9X4		9	4.0	9	16	-	5	17	10	-	5
OR 10X4		10	4.0	10	17	-	5	18	11	-	5
OR 11X4		11	4.0	11	18	-	5	19	12	-	5
OR 12X4		12	4.0	12	19	-	5	20	13	-	5

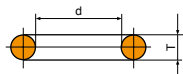
tenuta dinamica

◀ continua da pagina precedente

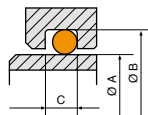
continua a pagina successiva ▶

tenuta dinamica

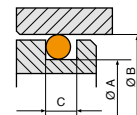
Swedish Standard SMS 1586



Tolleranza Accoppiamento:
Fino a 100 Bar: A in f7 e B in H9
Oltre 100 Bar: A in g6 e B in H7



Tolleranza Accoppiamento:
Fino a 100 Bar: B in H8 e A in h9
Oltre 100 Bar: B in H7 e A in g6



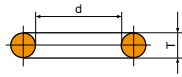
N° Rif.	Cod. AS/BS	d	T	Tenuta stelo				Tenuta Pistone			
				A	B Idraulica	B Pneumatica	C ±0.2	B	A Idraulica	A Pneumatica	C ±0.2
OR 13X4		13	4.0	13	20	-	5	21	14	-	5
OR 14X4		14	4.0	14	21	-	5	22	15	-	5
OR 15X4		15	4.0	15	22	-	5	23	16	-	5
OR 16X4		16	4.0	16	23	-	5	24	17	-	5
OR 17X4		17	4.0	17	24	-	5	25	18	-	5
OR 18X4		18	4.0	18	25	-	5	26	19	-	5
OR 19X4		19	4.0	19	26	-	5	27	20	-	5
OR 20X4		20	4.0	20	27	-	5	28	21	-	5
OR 21X4		21	4.0	21	28	-	5	29	22	-	5
OR 22X4		22	4.0	22	29	-	5	30	23	-	5
OR 23X4		23	4.0	23	30	-	5	31	24	-	5
OR 24X4		24	4.0	24	31	-	5	32	25	-	5
OR 25X4		25	4.0	25	32	-	5	33	26	-	5
OR 26X4		26	4.0	26	33	-	5	34	27	-	5
OR 27X4		27	4.0	27	34	-	5	35	28	-	5
OR 28X4		28	4.0	28	35	-	5	36	29	-	5
OR 29X4		29	4.0	29	36	-	5	37	30	-	5
OR 30X4		30	4.0	30	37	-	5	38	31	-	5
OR 31X4		31	4.0	31	38	-	5	39	32	-	5
OR 32X4		32	4.0	32	39	-	5	40	33	-	5
OR 33X4		33	4.0	33	40	-	5	41	34	-	5
OR 34X4		34	4.0	34	41	-	5	42	35	-	5
OR 35X4		35	4.0	35	42	-	5	43	36	-	5
OR 36X4		36	4.0	36	43	-	5	44	37	-	5
OR 37X4		37	4.0	37	44	-	5	45	38	-	5
OR 38X4		38	4.0	38	45	-	5	46	39	-	5
OR 39X4		39	4.0	39	46	-	5	47	40	-	5
OR 40X4		40	4.0	40	47	-	5	48	41	-	5
OR 41X4		41	4.0	41	48	-	5	49	42	-	5
OR 42X4		42	4.0	42	49	-	5	50	43	-	5
OR 43X4		43	4.0	43	50	-	5	51	44	-	5
OR 44X4		44	4.0	44	51	-	5	52	45	-	5
OR 45 X4		45	4.0	45	52	-	5	53	46	-	5
OR 46 X4		46	4.0	46	53	-	5	54	47	-	5
OR 47 X4		47	4.0	47	54	-	5	55	48	-	5
OR 48 X4		48	4.0	48	55	-	5	56	49	-	5
OR 49 X4		49	4.0	49	56	-	5	57	50	-	5
OR 50 X4		50	4.0	50	57	-	5	58	51	-	5
OR 51 X4		51	4.0	51	58	-	5	59	52	-	5
OR 52 X4		52	4.0	52	59	-	5	60	53	-	5
OR 53 X4		53	4.0	53	60	-	5	61	54	-	5
OR 54 X4		54	4.0	54	61	-	5	62	55	-	5
OR 55 X4		55	4.0	55	62	-	5	63	56	-	5
OR 56 X4		56	4.0	56	63	-	5	64	57	-	5
OR 57 X4		57	4.0	57	64	-	5	65	58	-	5
OR 58 X4		58	4.0	58	65	-	5	66	59	-	5
OR 59 X4		59	4.0	59	66	-	5	67	60	-	5
Corda 5.00							C ±0.2				C ±0.2
OR 4X5		4	5.0	4	12.8	-	6.5	14	5.2	-	6.5
OR 5X5		5	5.0	5	13.8	-	6.5	15	6.2	-	6.5
OR 6X5		6	5.0	6	14.8	-	6.5	16	7.2	-	6.5
OR 7X5		7	5.0	7	15.8	-	6.5	17	8.2	-	6.5
OR 8X5		8	5.0	8	16.8	-	6.5	18	9.2	-	6.5
OR 10X5		10	5.0	10	18.8	-	6.5	20	11.2	-	6.5
OR 11X5		11	5.0	11	19.8	-	6.5	21	12.2	-	6.5
OR 12X5		12	5.0	12	20.8	-	6.5	22	13.2	-	6.5
OR 14X5		14	5.0	14	22.8	-	6.5	24	15.2	-	6.5
OR 15X5		15	5.0	15	23.8	-	6.5	25	16.2	-	6.5
OR 16X5		16	5.0	16	24.8	-	6.5	26	17.2	-	6.5
OR 18X5		18	5.0	18	26.8	-	6.5	28	19.2	-	6.5
OR 19X5		19	5.0	19	27.8	-	6.5	29	20.2	-	6.5
OR 20X5		20	5.0	20	28.8	-	6.5	30	21.2	-	6.5
OR 21X5		21	5.0	21	29.8	-	6.5	31	22.2	-	6.5

◀ continua da pagina precedente

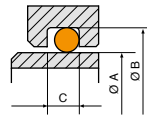
continua a pagina successiva ▶

tenuta dinamica

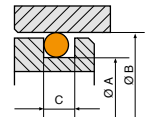
Swedish Standard SMS 1586



Tolleranza Accoppiamento:
Fino a 100 Bar: A in f7 e B in H9
Oltre 100 Bar: A in g6 e B in H7



Tolleranza Accoppiamento:
Fino a 100 Bar: B in H8 e A in h9
Oltre 100 Bar: B in H7 e A in g6



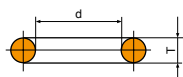
N° Rif.	Cod. AS/BS	d	T	Tenuta stelo				Tenuta Pistone			
				A	B Idraulica	B Pneumatica	C ±0.2	B	A Idraulica	A Pneumatica	C ±0.2
OR 22X5		22	5.0	22	30.8	-	6.5	32	23.2	-	6.5
OR 23X5		23	5.0	23	31.8	-	6.5	33	24.2	-	6.5
OR 24X5		24	5.0	24	32.8	-	6.5	34	25.2	-	6.5
OR 25X5		25	5.0	25	33.8	-	6.5	35	26.2	-	6.5
OR 26X5		26	5.0	26	34.8	-	6.5	36	27.2	-	6.5
OR 27X5		27	5.0	27	35.8	-	6.5	37	28.2	-	6.5
OR 28X5		28	5.0	28	36.8	-	6.5	38	29.2	-	6.5
OR 30X5		30	5.0	30	38.8	-	6.5	40	31.2	-	6.5
OR 31X5		31	5.0	31	39.8	-	6.5	41	32.2	-	6.5
OR 32X5		32	5.0	32	40.8	-	6.5	42	33.2	-	6.5
OR 33X5		33	5.0	33	41.8	-	6.5	43	34.2	-	6.5
OR 34X5		34	5.0	34	42.8	-	6.5	44	35.2	-	6.5
OR 35X5		35	5.0	35	43.8	-	6.5	45	36.2	-	6.5
OR 36X5		36	5.0	36	44.8	-	6.5	46	37.2	-	6.5
OR 37X5		37	5.0	37	45.8	-	6.5	47	38.2	-	6.5
OR 38X5		38	5.0	38	46.8	-	6.5	48	39.2	-	6.5
OR 39X5		39	5.0	39	47.8	-	6.5	49	40.2	-	6.5
OR 40X5		40	5.0	40	48.8	-	6.5	50	41.2	-	6.5
OR 41X5		41	5.0	41	49.8	-	6.5	51	42.2	-	6.5
OR 42X5		42	5.0	42	50.8	-	6.5	52	43.2	-	6.5
OR 43 x5		43	5.0	43	51.8	-	6.5	53	44.2	-	6.5
OR 44 x5		44	5.0	44	52.8	-	6.5	54	45.2	-	6.5
OR 45 x5		45	5.0	45	53.8	-	6.5	55	46.2	-	6.5
OR 46 x5		46	5.0	46	54.8	-	6.5	56	47.2	-	6.5
OR 47 x5		47	5.0	47	55.8	-	6.5	57	48.2	-	6.5
OR 48 x5		48	5.0	48	56.8	-	6.5	58	49.2	-	6.5
OR 49 x5		49	5.0	49	57.8	-	6.5	59	50.2	-	6.5
OR 50 x5		50	5.0	50	58.8	-	6.5	60	51.2	-	6.5
OR 51 x5		51	5.0	51	59.8	-	6.5	61	52.2	-	6.5
OR 52 x5		52	5.0	52	60.8	-	6.5	62	53.2	-	6.5
OR 53 x5		53	5.0	53	61.8	-	6.5	63	54.2	-	6.5
OR 54 x5		54	5.0	54	62.8	-	6.5	64	55.2	-	6.5
OR 55 x5		55	5.0	55	63.8	-	6.5	65	56.2	-	6.5
OR 560 x5		56	5.0	56	64.8	-	6.5	66	57.2	-	6.5
OR 57 x5		57	5.0	57	65.8	-	6.5	67	58.2	-	6.5
OR 58 x5		58	5.0	58	66.8	-	6.5	68	59.2	-	6.5
OR 59 x5		59	5.0	59	67.8	-	6.5	69	60.2	-	6.5
OR 60 x5		60	5.0	60	68.8	-	6.5	70	61.2	-	6.5
OR 61 x5		61	5.0	61	69.8	-	6.5	71	62.2	-	6.5
OR 62 x5		62	5.0	62	70.8	-	6.5	72	63.2	-	6.5
OR 63 x5		63	5.0	63	71.8	-	6.5	73	64.2	-	6.5
OR 64 x5		64	5.0	64	72.8	-	6.5	74	65.2	-	6.5
OR 65 x5		65	5.0	65	73.8	-	6.5	75	66.2	-	6.5
OR 66 x5		66	5.0	66	74.8	-	6.5	76	67.2	-	6.5
OR 67 x5		67	5.0	67	75.8	-	6.5	77	68.2	-	6.5
OR 68 x5		68	5.0	68	76.8	-	6.5	78	69.2	-	6.5
OR 690 x5		69	5.0	69	77.8	-	6.5	79	70.2	-	6.5
OR 70 x5		70	5.0	70	78.8	-	6.5	80	71.2	-	6.5
OR 71 x5		71	5.0	71	79.8	-	6.5	81	72.2	-	6.5
OR 72 x5		72	5.0	72	80.8	-	6.5	82	73.2	-	6.5
OR 730 x5		73	5.0	73	81.8	-	6.5	83	74.2	-	6.5
OR 74 x5		74	5.0	74	82.8	-	6.5	84	75.2	-	6.5
OR 75 x5		75	5.0	75	83.8	-	6.5	85	76.2	-	6.5
OR 76 x5		76	5.0	76	84.8	-	6.5	86	77.2	-	6.5
OR 77 x5		77	5.0	77	85.8	-	6.5	87	78.2	-	6.5
OR 78 x5		78	5.0	78	86.8	-	6.5	88	79.2	-	6.5
OR 79 x5		79	5.0	79	87.8	-	6.5	89	80.2	-	6.5
OR 80 x5		80	5.0	80	88.8	-	6.5	90	81.2	-	6.5
OR 81 x5		81	5.0	81	89.8	-	6.5	91	82.2	-	6.5
OR 82 x5		82	5.0	82	90.8	-	6.5	92	83.2	-	6.5
OR 83 x5		83	5.0	83	91.8	-	6.5	93	84.2	-	6.5
OR 84 x5		84	5.0	84	92.8	-	6.5	94	85.2	-	6.5
OR 85X5		85	5.0	85	93.8	-	6.5	95	86.2	-	6.5
OR 86X5		86	5.0	86	94.8	-	6.5	96	87.2	-	6.5

◀ continua da pagina precedente

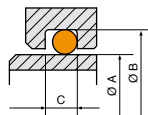
continua a pagina successiva ▶

tenuta dinamica

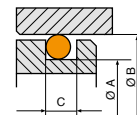
Swedish Standard SMS 1586 - French Standard AFN



Tolleranza Accoppiamento:
Fino a 100 Bar: A in f7 e B in H9
Oltre 100 Bar: A in g6 e B in H7



Tolleranza Accoppiamento:
Fino a 100 Bar: B in H8 e A in h9
Oltre 100 Bar: B in H7 e A in g6



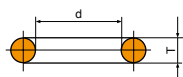
N° Rif.	Cod. AS/BS	d	T	Tenuta stelo				Tenuta Pistone			
				A	B Idraulica	B Pneumatica	C ±0.2	B	A Idraulica	A Pneumatica	C ±0.2
OR 87X5		87	5.0	87	95.8	-	6.5	97	88.2	-	6.5
OR 88X5		88	5.0	88	96.8	-	6.5	98	89.2	-	6.5
OR 89X5		89	5.0	89	97.8	-	6.5	99	90.2	-	6.5
OR 90X5		90	5.0	90	98.8	-	6.5	100	91.2	-	6.5
French Standard AFN											
Corda 1.9											
							C ±0.1				C ±0.1
OR 2.4 X1.9	0	2.4	1.9	2.4	5.6	-	2.5	6.2	3.0	-	2.5
OR 2.6 X1.9	1	2.6	1.9	2.6	5.8	-	2.5	6.4	3.2	-	2.5
OR 3.4 X1.9	2	3.4	1.9	3.4	6.6	-	2.5	7.2	4.0	-	2.5
OR 4.2 X1.9	3	4.2	1.9	4.2	7.4	-	2.5	8.0	4.8	-	2.5
OR 4.9 X1.9	4	4.9	1.9	4.9	8.1	-	2.5	8.7	5.5	-	2.5
OR 5.7 X1.9	5	5.7	1.9	5.7	8.9	-	2.5	9.5	6.3	-	2.5
OR 6.4 X1.9	5a	6.4	1.9	6.4	9.6	-	2.5	10.2	7.0	-	2.5
OR 7.2 X1.9	6	7.2	1.9	7.2	10.4	-	2.5	11.0	7.8	-	2.5
OR 8 X1.9	6a	8.0	1.9	8.0	11.2	-	2.5	11.8	8.6	-	2.5
OR 8.9 X1.9	7	8.9	1.9	8.9	12.1	-	2.5	12.7	9.5	-	2.5
Corda 2.7											
OR 8.9X2.7	8	8.9	2.7	9.0	13.5	-	3.6	14.0	9.5	-	3.6
OR 10.5X2.7	9	10.5	2.7	10.5	15.0	-	3.6	16.0	11.5	-	3.6
OR 12.1X2.7	10	12.1	2.7	12.0	16.5	-	3.6	17.5	13.0	-	3.6
OR 13.6X2.7	11	13.6	2.7	13.5	18.0	-	3.6	19.0	14.5	-	3.6
OR 15.1X2.7	12	15.1	2.7	15.0	19.5	-	3.6	20.5	16.0	-	3.6
OR 16.9X2.7	13	16.9	2.7	17.0	21.5	-	3.6	22.0	17.5	-	3.6
OR 18.4X2.7	14	18.4	2.7	18.5	23.0	-	3.6	24.0	19.5	-	3.6
Corda 3.6											
							C ±0.2				C ±0.2
OR 18.3 X3.6	15	18.3	3.6	18.5	24.7	-	4.6	25.5	19.3	-	4.6
OR 19.8 X3.6	16	19.8	3.6	20.0	26.2	-	4.6	27.0	20.8	-	4.6
OR 21.3 X3.6	17	21.3	3.6	21.5	27.7	-	4.6	28.5	22.3	-	4.6
OR 23 X3.6	18	23.0	3.6	23.0	29.2	-	4.6	30.0	23.8	-	4.6
OR 24.6 X3.6	19	24.6	3.6	24.5	30.7	-	4.6	32.0	25.8	-	4.6
OR 26.2 X3.6	20	26.2	3.6	26.0	32.2	-	4.6	33.5	27.3	-	4.6
OR 27.8 X3.6	21	27.8	3.6	28.0	34.2	-	4.6	35.0	28.8	-	4.6
OR 29.3 X3.6	22	29.3	3.6	29.5	35.7	-	4.6	36.5	30.3	-	4.6
OR 30.8 X3.6	23	30.8	3.6	31.0	37.2	-	4.6	38.0	31.8	-	4.6
OR 32.5 X3.6	24	32.5	3.6	32.5	38.7	-	4.6	40.0	33.8	-	4.6
OR 34.1 X3.6	25	34.1	3.6	34.0	40.2	-	4.6	41.5	35.3	-	4.6
OR 35.6 X3.6	26	35.6	3.6	35.5	41.7	-	4.6	43.0	36.8	-	4.6
OR 37.3 X3.6	27	37.3	3.6	37.5	43.7	-	4.6	44.5	38.3	-	4.6
Corda 5.34											
OR 6150	28	37.47	5.34	38	47.4	-	7	48	38.6	-	7
OR 6162	29	40.65	5.34	41	50.4	-	7	52	42.6	-	7
OR 6175	30	43.82	5.34	44	53.4	-	7	55	45.6	-	7
OR 6187	31	47.00	5.34	47	56.4	-	7	58	48.6	-	7
OR 6200	32	50.16	5.34	50	59.4	-	7	61	51.6	-	7
OR 6212	33	53.34	5.34	53	62.4	-	7	64	54.6	-	7
OR 6225	34	56.52	5.34	57	66.4	-	7	68	58.6	-	7
OR 6237	35	59.69	5.34	60	69.4	-	7	70	60.6	-	7
OR 6250	36	62.87	5.34	63	72.4	-	7	73	63.6	-	7
OR 6262	37	66.04	5.34	66	75.4	-	7	77	67.6	-	7
OR 6275	38	69.22	5.34	69	78.4	-	7	80	70.6	-	7
OR 6287	39	72.39	5.34	73	82.4	-	7	83	73.6	-	7
OR 6300	40	75.57	5.34	76	85.4	-	7	86	76.6	-	7
OR 6312	41	78.74	5.34	79	88.4	-	7	90	80.6	-	7
OR 6325	42	81.92	5.34	82	91.4	-	7	92	82.6	-	7
OR 6337	43	85.09	5.34	85	94.4	-	7	95	85.6	-	7
OR 6350	44	88.27	5.34	88	97.4	-	7	98	88.6	-	7
OR 6362	45	91.44	5.34	92	101.4	-	7	102	92.6	-	7
OR 6375	46	94.62	5.34	95	104.4	-	7	105	95.6	-	7
OR 6387	47	97.79	5.34	98	107.4	-	7	108	98.6	-	7
OR 6400	48	101.00	5.34	101	110.4	-	7	111	101.6	-	7

◀ continua da pagina precedente

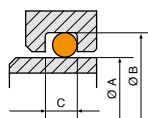
continua a pagina successiva ▶

tenuta dinamica

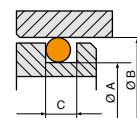
French Standard AFN - Serie dimensionale secondo DIN 3771 ed ISO 3601/1



Tolleranza Accoppiamento:
Fino a 100 Bar: A in f7 e B in H9
Oltre 100 Bar: A in g6 e B in H7



Tolleranza Accoppiamento:
Fino a 100 Bar: B in H8 e A in h9
Oltre 100 Bar: B in H7 e A in g6



N° Rif.	Cod. AS/BS	d	T	Tenuta stelo				Tenuta Pistone			
				A	B Idraulica	B Pneumatica	C ±0.2	B	A Idraulica	A Pneumatica	C ±0.2
OR 6412	49	104.10	5.34	104	113.4	-	7	115	105.6	-	7
OR 6425	50	107.20	5.34	107	116.4	-	7	118	108.6	-	7
OR 6437	51	110.50	5.34	111	120.4	-	7	121	111.6	-	7
OR 6450	52	113.70	5.34	114	123.4	-	7	125	115.6	-	7

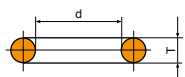
Serie dimensionale secondo DIN 3771 ed ISO 3601/1

CORDA 1.80											
							C ±0.1				C ±0.1
OR 1.8 X1.8		1.80	1.80	1.8	4.8	-	2.5	5.4	2.4	-	2.5
OR 2 X1.8		2.00	1.80	2.0	5.0	-	2.5	5.6	2.6	-	2.5
OR 2.2 X1.8		2.24	1.80	2.2	5.2	-	2.5	5.8	2.8	-	2.5
OR 2.5 X1.8		2.50	1.80	2.5	5.5	-	2.5	6.0	3.0	-	2.5
OR 2.8 X1.8		2.80	1.80	2.8	5.8	-	2.5	6.4	3.4	-	2.5
OR 3.2 X1.8		3.15	1.80	3.2	6.2	-	2.5	6.7	3.7	-	2.5
OR 3.6 X1.8		3.55	1.80	3.6	6.6	-	2.5	7.0	4.0	-	2.5
OR 3.8 X1.8		3.75	1.80	3.8	6.8	-	2.5	7.2	4.2	-	2.5
OR 4 X1.8		4.00	1.80	4.0	7.0	-	2.5	7.6	4.6	-	2.5
OR 4.5 X1.8		4.50	1.80	4.5	7.5	-	2.5	8.0	5.0	-	2.5
OR 4.87 X1.8		4.87	1.80	4.9	7.9	-	2.5	8.4	5.4	-	2.5
OR 5 X1.8		5.00	1.80	5.0	8.0	-	2.5	8.6	5.6	-	2.5
OR 5.2 X1.8		5.15	1.80	5.2	8.2	-	2.5	8.7	5.7	-	2.5
OR 5.3 X1.8		5.30	1.80	5.3	8.3	-	2.5	8.8	5.8	-	2.5
OR 5.6 X1.8		5.60	1.80	5.6	8.6	-	2.5	9.0	6.0	-	2.5
OR 6 X1.8		6.00	1.80	6.0	9.0	-	2.5	9.4	6.4	-	2.5
OR 6.3 X1.8		6.30	1.80	6.3	9.3	-	2.5	9.8	6.8	-	2.5
OR 6.7 X1.8		6.70	1.80	6.7	9.7	-	2.5	10.2	7.2	-	2.5
OR 6.9 X1.8		6.90	1.80	6.9	9.9	-	2.5	10.4	7.4	-	2.5
OR 7.1 X1.8		7.10	1.80	7.1	10.1	-	2.5	10.6	7.6	-	2.5
OR 7.5 X1.8		7.50	1.80	7.5	10.5	-	2.5	11.0	8.0	-	2.5
OR 8 X1.8		8.00	1.80	8.0	11.0	-	2.5	11.4	8.4	-	2.5
OR 8.5 X1.8		8.50	1.80	8.5	11.5	-	2.5	12.0	9.0	-	2.5
OR 8.8 X1.8		8.76	1.80	8.8	11.8	-	2.5	12.2	9.2	-	2.5
OR 9 X1.8		9.00	1.80	9.0	12.0	-	2.5	12.5	9.5	-	2.5
OR 9.5 X1.8		9.50	1.80	9.5	12.5	-	2.5	13.0	10.0	-	2.5
OR 10 X1.8		10.00	1.80	10.0	13.0	-	2.5	13.5	10.5	-	2.5
OR 10.6 X1.8		10.60	1.80	10.6	13.6	-	2.5	14.0	11.0	-	2.5
Corda 2.65											
OR 14X2.65		14.00	2.65	14.0	18.4	-	3.5	19.0	14.6	-	3.5
OR 15X2.65		15.00	2.65	15.0	19.4	-	3.5	20.0	15.6	-	3.5
OR 16X2.65		16.00	2.65	16.0	20.4	-	3.5	21.0	16.6	-	3.5
OR 17X2.65		17.0	2.65	17.0	21.4	-	3.5	22.0	17.6	-	3.5
OR 18X2.65		18.0	2.65	18.0	22.4	-	3.5	23.0	18.6	-	3.5
OR 19x2.65		19.0	2.65	19.0	23.4	-	3.5	24.0	19.6	-	3.5
Corda 3.55											
OR 18X3.55		18.0	3.55	18.0	24.1	-	4.5	25.0	18.9	-	4.5
OR 19X3.55		19.0	3.55	19.0	25.1	-	4.5	26.0	19.9	-	4.5
OR 20X3.55		20.0	3.55	20.0	26.1	-	4.5	27.0	20.9	-	4.5
OR 21.2X3.55		21.2	3.55	21.0	27.1	-	4.5	28.5	22.4	-	4.5
OR 22.4X3.55		22.4	3.55	22.5	28.6	-	4.5	29.5	23.4	-	4.5
OR 23.6X3.55		23.6	3.55	23.5	29.6	-	4.5	30.5	24.4	-	4.5
OR 25X3.55		25.0	3.55	25.0	31.1	-	4.5	32.0	25.9	-	4.5
OR 25.8X3.55		25.8	3.55	26.0	32.1	-	4.5	33.0	26.9	-	4.5
OR 28X3.55		28.0	3.55	28.0	34.1	-	4.5	35.0	28.9	-	4.5
OR 30X3.55		30.0	3.55	30.0	36.1	-	4.5	37.0	30.9	-	4.5
OR 31.5X3.55		31.5	3.55	31.5	37.6	-	4.5	38.5	32.4	-	4.5
OR 32.5X3.55		32.5	3.55	32.5	38.6	-	4.5	39.5	33.4	-	4.5
OR 33.5X3.55		33.5	3.55	33.5	39.6	-	4.5	40.5	34.4	-	4.5
OR 34.5X3.55		34.5	3.55	34.5	40.6	-	4.5	41.5	35.4	-	4.5
OR 35.5X3.55		35.5	3.55	35.5	41.6	-	4.5	42.5	36.4	-	4.5
OR 36.5X3.55		36.5	3.55	36.5	42.6	-	4.5	43.5	37.4	-	4.5
OR 37.5X3.55		37.5	3.55	37.5	43.6	-	4.5	44.5	38.4	-	4.5

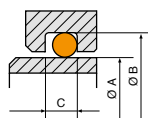
tenuta dinamica

tenuta dinamica

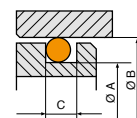
French Standard AFN - Serie dimensionale secondo DIN 3771 ed ISO 3601/1



Tolleranza Accoppiamento:
Fino a 100 Bar: A in f7 e B in H9
Oltre 100 Bar: A in g6 e B in H7



Tolleranza Accoppiamento:
Fino a 100 Bar: B in H8 e A in h9
Oltre 100 Bar: B in H7 e A in g6



N° Rif.	Cod. AS/BS	d	T	Tenuta stelo				Tenuta Pistone			
				A	B Idraulica	B Pneumatica	C ±0.2	B	A Idraulica	A Pneumatica	C ±0.2
Corda 5.30											
OR 40X5.3		40.0	5.30	40	49.4	-	7	50	40.6	-	7
OR 41.2X5.3		41.2	5.30	41	50.4	-	7	51	41.6	-	7
OR 42.5X5.3		42.5	5.30	43	52.4	-	7	53	43.6	-	7
OR 43.7X5.3		43.7	5.30	44	53.4	-	7	54	44.6	-	7
OR 45X5.3		45.0	5.30	45	54.4	-	7	55	45.6	-	7
OR 46.2X5.3		46.2	5.30	46	55.4	-	7	57	47.6	-	7
OR 47.5X5.3		47.5	5.30	48	57.4	-	7	58	48.6	-	7
OR 48.7X5.3		48.7	5.30	49	58.4	-	7	59	49.6	-	7
OR 50X5.3		50.0	5.30	50	59.4	-	7	60	50.6	-	7
OR 51.5X5.3		51.5	5.30	52	61.4	-	7	62	52.6	-	7
OR 53X5.3		53.0	5.30	53	62.4	-	7	63	53.6	-	7
OR 54.5X5.3		54.5	5.30	55	64.4	-	7	65	55.6	-	7
OR 56X5.3		56.0	5.30	56	65.4	-	7	66	56.6	-	7
OR 58X5.3		58.0	5.30	58	67.4	-	7	68	58.6	-	7
OR 60X5.3		60.0	5.30	60	69.4	-	7	70	60.6	-	7
OR 61.5X5.3		61.5	5.30	62	71.4	-	7	72	62.6	-	7
OR 63X5.3		63.0	5.30	63	72.4	-	7	73	63.6	-	7
OR 65X5.3		65.0	5.30	65	74.4	-	7	75	65.6	-	7
OR 67X5.3		67.0	5.30	67	76.4	-	7	77	67.6	-	7
OR 69X5.3		69.0	5.30	69	78.4	-	7	79	69.6	-	7
OR 71X5.3		71.0	5.30	71	80.4	-	7	81	71.6	-	7
OR 73X5.3		73.0	5.30	73	82.4	-	7	83	73.6	-	7
OR 75X5.3		75.0	5.30	75	84.4	-	7	85	75.6	-	7
OR 77.5X5.3		77.5	5.30	78	87.4	-	7	88	78.6	-	7
OR 80X5.3		80.0	5.30	80	89.4	-	7	90	80.6	-	7
OR 82.5X5.3		82.5	5.30	83	92.4	-	7	93	83.6	-	7
OR 85X5.3		85.0	5.30	85	94.4	-	7	95	85.6	-	7
OR 87.5X5.3		87.5	5.30	88	97.4	-	7	98	88.6	-	7
OR 90X5.3		90.0	5.30	90	99.4	-	7	100	90.6	-	7
OR 92.5X5.3		92.5	5.30	93	102.4	-	7	103	93.6	-	7
OR 95X5.3		95.0	5.30	95	104.4	-	7	105	95.6	-	7
OR 97.5X5.3		97.5	5.30	98	107.4	-	7	108	98.6	-	7
OR 100X5.3		100.0	5.30	100	109.4	-	7	110	100.6	-	7
OR 103X5.3		103.0	5.30	103	112.4	-	7	113	103.6	-	7
OR 106X5.3		106.0	5.30	106	115.4	-	7	116	106.6	-	7
OR 109X5.3		109.0	5.30	109	118.4	-	7	119	109.6	-	7
OR 112X5.3		112.0	5.30	112	121.4	-	7	122	112.6	-	7
OR 115X5.3		115.0	5.30	115	124.4	-	7	125	115.6	-	7
Corda 7.0											
OR 206X7		206.0	7.0	205	217.4	-	9.5	220	207.6	-	9.5
OR 212X7		212.0	7.0	210	222.4	-	9.5	225	212.6	-	9.5
OR 218X7		218.0	7.0	220	232.4	-	9.5	230	217.6	-	9.5
OR 224X7		224.0	7.0	225	237.4	-	9.5	240	227.6	-	9.5
OR 230X7		230.0	7.0	230	242.4	-	9.5	245	232.6	-	9.5
OR 236X7		236.0	7.0	235	247.4	-	9.5	250	237.6	-	9.5
OR 243X7		243.0	7.0	245	257.4	-	9.5	255	242.6	-	9.5
OR 250X7		250.0	7.0	250	262.4	-	9.5	265	252.6	-	9.5
OR 258X7		258.0	7.0	260	272.4	-	9.5	270	257.6	-	9.5
OR 265X7		265.0	7.0	265	277.4	-	9.5	280	267.6	-	9.5
OR 272X7		272.0	7.0	270	282.4	-	9.5	285	272.6	-	9.5
OR 280X7		280.0	7.0	280	292.4	-	9.5	295	282.6	-	9.5
OR 290X7		290.0	7.0	290	302.4	-	9.5	305	292.6	-	9.5
OR 300X7		300.0	7.0	300	312.4	-	9.5	315	302.6	-	9.5
OR 307X7		307.0	7.0	305	317.4	-	9.5	320	307.6	-	9.5
OR 315X7		315.0	7.0	315	327.4	-	9.5	330	317.6	-	9.5
OR 325X7		325.0	7.0	325	337.4	-	9.5	340	327.6	-	9.5
OR 335X7		335.0	7.0	335	347.4	-	9.5	350	337.6	-	9.5
OR 345X7		345.0	7.0	345	357.4	-	9.5	360	347.6	-	9.5
OR 355X7		355.0	7.0	355	367.4	-	9.5	370	357.6	-	9.5
OR 365X7		365.0	7.0	365	377.4	-	9.5	380	367.6	-	9.5
OR 375X7		375.0	7.0	375	387.4	-	9.5	390	377.6	-	9.5
OR 387X7		387.0	7.0	385	397.4	-	9.5	400	387.6	-	9.5
OR 400X7		400.0	7.0	400	412.4	-	9.5	415	402.6	-	9.5

◀ continua da pagina precedente

**RESISTENZA
AI PRODOTTI CHIMICI**

resistenza ai prodotti chimici

I dati indicati nelle tabelle seguenti sono stati raccolti ed elaborati in base alle prove e consigli dei nostri fornitori, tuttavia questi dati possono essere considerati solamente come indicativi e non possono essere applicati senza integrazioni a tutte le condizioni operative.

Sostanza	°C	NBR	HNBR	CR	ACM	VMQ	FVMQ	FPM	FFPM	AU	NR	SBR	EPDM	PTFE
Acetaldeide con acido acetico 90/10%	20	☹	☹	☹	☹	☹	☹	☹	☺	☺	☺	☺	☺	☺
Acetammide	20	⊗	⊗	☺	☺	☺	⊗	☺	☺	☺	☺	☺	⊗	☺
Acetato di amile	20	☹	☹	☺	☺	☺	☺	☹	☺	☺	☺	☹	☺	☺
Acetato di ammonio acquoso	60	☺	☺	☺	☺	⊗	⊗	☹	☺	☹	☺	☺	☺	☺
Acetato di butile	20	☹	☹	☹	☺	☺	☺	☹	☺	☺	☺	☹	☺	☺
Acetato di nickel acquoso	20	☺	☺	☺	☺	⊗	⊗	⊗	☺	☹	☺	☺	☺	☺
Acetato di piombo acquoso	60	☺	☺	☺	☺	⊗	⊗	☺	☺	☹	☺	☺	☺	☺
Acetato di piombo acquoso	100	☺	☺	☺	☺	⊗	⊗	☹	☺	☹	☹	☺	☺	☺
Acetato di potassio acquoso	20	☺	☺	☺	☺	⊗	⊗	☺	☺	☺	☺	☺	☺	☺
Acetato di zinco	20	☺	☺	☺	☺	☺	☺	☺	☺	☺	☺	☹	☺	☺
Acetilene	60	☺	☺	☺	☺	☺	☺	☺	☺	⊗	☺	☺	☺	☺
Acetofenone	20	☺	☺	☺	☺	☺	☺	☺	☺	☺	☺	☺	⊗	☺
Acetone	20	☹	☹	☹	☹	☹	☹	☹	☺	☹	☺	☺	☺	☺
Acido acetico acquoso 85%	100	☹	☹	☺	☺	☺	☺	☺	☺	☺	☹	☹	⊗	☺
Acido acetico acquoso dal 25% al 60%	60	☹	☹	☺	☺	☺	☺	☺	☺	☺	☹	☹	☺	☺
Acido acetico glaciale	60	☹	☹	☹	☺	☺	☺	☹	☺	☹	☹	☹	☺	☺
Acido adipico acquoso	20	☺	☺	☺	⊗	⊗	⊗	☺	☺	⊗	☺	☺	☺	☺
Acido aminoacetico acquoso 10%	40	☺	☺	☺	⊗	⊗	⊗	☺	☺	☺	☺	☺	☺	☺
Acido benzioco acquoso	60	☺	☺	☺	☺	☺	☺	☺	☺	☹	☺	☺	☺	☺
Acido bicloroacetico	60	☹	☹	☹	☺	☺	☺	☹	☺	☹	☹	☹	☺	☺
Acido biglicolico acquoso	60	☺	☺	☺	☺	⊗	⊗	☺	☺	☺	☺	☺	☺	☺
Acido borico acquoso	60	☺	☺	☺	☺	☺	☺	☺	☺	☹	☺	☺	☺	☺
Acido bromidrico acquoso	60	☺	☺	☺	☺	☺	☺	☺	⊗	☹	⊗	⊗	☺	☺
Acido butirrico acquoso	20	☺	☺	☺	☺	⊗	⊗	☺	☺	⊗	☹	⊗	⊗	☺
Acido citrico acquoso	60	☺	☺	☺	☺	⊗	⊗	*	☺	☺	☺	☺	☺	☺
Acido clorico acquoso	80	☹	☹	☹	☺	☺	☺	☺	☺	☺	☹	☹	☺	☺
Acido cloridrico concentrato	80	☹	☹	☹	☺	☺	☺	☺	☺	☺	☹	☹	☺	☺
Acido cloridrico concentrato	20	☹	☹	☹	☺	☺	☺	☺	☺	☺	☺	☺	☺	☺
Acido cloridrico diluito	20	☺	☺	☺	☺	☺	☺	☺	☺	☹	☺	☺	☺	☺
Acido cloroacetico	60	☺	☺	☺	☺	☺	☺	☺	☺	☹	☹	☹	☺	☺
Acido clorosolfonico	20	☹	☹	☹	☹	☹	☹	☺	⊗	☺	☹	☹	☹	☺
Acido cromico acquoso	60	☹	☹	☹	☺	☺	☺	☺	☺	☺	☹	☹	⊗	☺
Acido cromico/acido solforico/acqua 50/15/35%	40	☹	☹	☹	☺	☺	☺	☺	☺	☺	☹	☹	⊗	☺
Acido di arsenico acquoso	100	☺	☺	☺	☺	⊗	⊗	☹	☺	☺	☹	☺	☺	☺
Acido di arsenico acquoso	60	☺	☺	☺	⊗	⊗	⊗	☺	☺	☹	☺	☺	☺	☺
Acido fluoridrico concentrato	20	☺	☺	☺	☺	☺	☺	☺	☺	☺	☺	☺	☺	☺

continua a pagina successiva ▶

☺ = corrosione scarsa o inesistente

⊗ = dati non disponibili, da testare prima dell'impiego

☺ = corrosione da debole a media

☺ = dati non disponibili, probabilmente idoneo

☹ = corrosione forte fino a distruzione

* = Necessaria miscela speciale chiedere informazioni

resistenza ai prodotti chimici

Sostanza	°C	NBR	HNBR	CR	ACM	VMQ	FVMQ	FPM	FFPM	AU	NR	SBR	EPDM	PTFE
Acido formico acquoso	60	☹	☹	☹	☺	☺	☺	☺	☺	☹	☺	☺	☺	☺
Acido fosforico	60	☹	☹	☺	☺	☺	☺	☺	☺	☺	☺	☺	☺	☺
Acido ftalico acquoso	60	☺	☺	☺	☺	☒	☒	☺	☺	☺	☹	☒	☺	☺
Acido glicolico acquoso 37%	20	☺	☺	☺	☺	☺	☺	☺	☺	☺	☺	☺	☺	☺
Acido grasso	100	☺	☺	☺	☺	☺	☺	☺	☺	☺	☺	☺	☺	☺
Acido grasso di cuore di palma	60	☺	☺	☺	☒	☒	☒	☺	☺	☒	☹	☹	☹	☺
Acido lattico acquoso 10%	40	☺	☺	☺	☺	☒	☒	☺	☺	☺	☺	☺	☺	☺
Acido linoleico	20	☺	☺	☺	☺	☺	☒	☺	☺	☒	☺	☺	☺	☺
Acido misto I (acido solforico/acido nitrico D%0/ acqua)	20	☹	☹	☺	☹	☹	☹	☺	☺	☹	☹	☹	☺	☺
Acido misto II (acido nitrico/acido fosforico/ acqua)	40	☹	☹	☹	☺	☺	☺	☺	☺	☺	☺	☺	☺	☺
Acido moleico acquoso	100	☺	☺	☺	☺	☒	☒	☺	☺	☺	☹	☹	☺	☺
Acido naftoico	20	☺	☺	☒	☺	☺	☺	☺	☺	☺	☺	☺	☺	☺
Acido nitrico concentrato	80	☹	☹	☹	☺	☺	☺	☹	☒	☹	☹	☹	☹	☺
Acido nitrico diluito	80	☺	☺	☺	☺	☺	☺	☺	☺	☺	☹	☺	☺	☺
Acido nitrico fumante	60	☹	☹	☹	☺	☺	☺	☹	☒	☹	☹	☹	☹	☺
Acido oleico	60	☺	☺	☺	☺	☺	☺	☺	☺	☺	☹	☹	☹	☺
Acido ossalico acquoso	100	☹	☹	☹	☺	☺	☺	☺	☺	☺	☹	☺	☺	☺
Acido palmitico	60	☺	☺	☺	☒	☒	☒	☺	☺	☒	☹	☹	☹	☺
Acido per accumulatori (acido solforico)	60	☹	☹	☹	☺	☺	☺	☺	☺	☹	☺	☺	☺	☺
Acido peracetico <1%	40	☹	☹	☹	☹	☹	☹	☺	☺	☹	☹	☹	☺	☺
Acido peracetico <10%	40	☹	☹	☹	☹	☹	☹	*	☺	☹	☹	☹	☺	☺
Acido perclorico	100	☹	☹	☹	☺	☺	☺	☺	☺	☺	☹	☹	☺	☺
Acido picrico	20	☺	☺	☺	☺	☺	☺	☺	☺	☺	☺	☺	☺	☺
Acido picrico acquoso	20	☺	☺	☺	☺	☺	☺	☺	☺	☺	☺	☺	☺	☺
Acido propionico	60	☺	☺	☺	☺	☺	☺	☺	☺	☺	☺	☒	☒	☺
Acido prussico	20	☒	☒	☺	☺	☺	☒	☒	☺	☺	☒	☒	☒	☺
Acido salicilico	20	☺	☺	☺	☺	☺	☺	☺	☺	☺	☺	☺	☺	☺
Acido solfonico di antrachinone acquoso	30	☺	☺	☺	☺	☺	☺	☺	☺	☹	☺	☺	☺	☺
Acido solforico concentrato	50	☹	☹	☹	☺	☹	☺	☺	☺	☹	☹	☺	☺	☺
Acido solforico diluito	20	☺	☺	☹	☺	☺	☺	☺	☺	☺	☺	☺	☺	☺
Acido stearico	60	☺	☺	☺	☺	☺	☺	☺	☺	☺	☹	☺	☺	☺
Acido succinico acquoso	60	☺	☺	☺	☺	☒	☒	☺	☺	☹	☺	☺	☺	☺
Acido tannico	60	☺	☺	☺	☺	☺	☺	☺	☺	☺	☺	☺	☺	☺
Acido tartarico acquoso	60	☺	☺	☺	☺	☺	☺	☺	☺	☺	☺	☺	☺	☺
Acido tricloracetico acquoso	60	☺	☺	☹	☺	☺	☺	☹	☺	☺	☺	☺	☺	☺

◀ continua da pagina precedente

continua a pagina successiva ▶

☺ = corrosione scarsa o inesistente

☒ = dati non disponibili, da testare prima dell'impiego

☹ = corrosione da debole a media

☺ = dati non disponibili, probabilmente idoneo

☹ = corrosione forte fino a distruzione

* = Necessaria miscela speciale chiedere informazioni

resistenza ai prodotti chimici

Sostanza	°C	NBR	HNBR	CR	ACM	VMQ	FVMQ	FPM	FFPM	AU	NR	SBR	EPDM	PTFE
Acqua	100	☺	☺	☺	☹	☺	⊗	☺	☺	☹	☺	☺	☺	☺
Acqua di cloro satura	20	☹	☹	☹	☺	☺	☺	☺	☺	☺	☹	☹	☺	☺
Acqua di rifiuto di officine del gas	40	☺	☺	☹	☹	☹	☹	☺	☺	☺	☹	☹	☹	☺
Acqua marina	20	☺	☺	☺	☺	☺	☺	☺	☺	☺	☺	☺	☺	☺
Acqua minerale	60	☺	☺	☺	☺	☺	☺	☺	☺	⊗	☺	☺	☺	☺
Acqua regia	20	☹	☹	☹	☹	☹	☹	☹	☺	☹	☹	☹	☹	☺
Acqua salina	20	☺	☺	☺	☺	☺	☺	☺	☺	☺	☺	☺	☺	☺
Acrolonitrile	60	☹	☹	☹	☺	☹	☹	☹	☺	☺	☹	☹	⊗	☺
Alcol amilico	60	☺	☺	☺	☺	⊗	⊗	☹	☺	☹	☺	☺	☺	☺
Alcol butilico	60	☹	☹	☺	☺	⊗	⊗	☺	☺	☹	☺	☺	☺	☺
Alcol di allile	80	☺	☺	☺	☺	☺	☺	☹	☺	☹	☺	☺	☺	☺
Alcol di benzile	60	☺	☺	☺	☺	☺	☺	☺	☺	☹	⊗	⊗	⊗	☺
Alcol di cera	60	☺	☺	☺	⊗	⊗	⊗	☺	☺	⊗	☹	☺	☹	☺
Alcol di grasso di cocco	20	☺	☺	☺	⊗	⊗	⊗	☺	☺	☺	☺	☺	☺	☺
Alcol di Lauryl	20	☺	☺	☺	⊗	⊗	⊗	☺	☺	⊗	☺	☺	☺	☺
Alcol grasso	20	☺	☺	☺	☺	☺	⊗	☺	☺	☺	☺	☺	☺	☺
Alcol isobutilico	20	☺	☺	☺	☹	☺	☺	☺	☺	☹	☺	☺	☺	☺
Aldeide butirrica	20	☺	☺	☺	☺	☺	☺	☺	☺	☺	☺	☺	☺	☺
Allume acquoso	60	☹	☹	☹	☺	☺	☺	☺	☺	☹	☺	☺	☺	☺
Allume acquoso	100	☺	☺	☺	☺	⊗	⊗	☺	☺	☺	☹	☺	☺	☺
Amido acquoso	60	☺	☺	☺	☺	☺	☺	☺	☺	☺	☺	☺	☺	☺
Ammoniaca 100%	20	☺	☺	☺	☺	☺	☺	☹	☺	☹	☺	☺	☺	☺
Ammoniaca in soluzione acquosa (ammoniaca liquida)	40	☺	☺	☺	☹	☺	☺	☹	☺	☹	☺	☺	☺	☺
Aneidride acetica	20	☹	☹	☺	☺	☺	☺	☹	☺	☺	☺	☺	☺	☺
Aneidride acetica	80	☹	☹	☺	☺	☺	☺	☹	☺	☺	☹	☺	⊗	☺
Aneidride cloridrico-silicica acquosa	60	☺	☺	☺	☺	☺	☺	☺	☺	☺	☺	☺	☺	☺
Aneidride fluorosilicica	100	⊗	⊗	⊗	☺	⊗	⊗	⊗	⊗	☺	☹	⊗	⊗	☺
Aneidride moleica	60	☺	☺	☺	☺	☺	⊗	☺	☺	☺	☺	☺	☺	☺
Aneidride silicica acquosa	60	☺	☺	☺	☺	☺	☺	☺	☺	☺	☺	☺	☺	☺
Aneidride solforosa acquosa	60	☹	☹	☹	☺	☺	☺	☺	☺	☺	☹	☺	☺	☺
Aneidride solforosa fluida	60	☹	☹	☹	☺	☺	☺	☺	☺	☺	☹	☺	☺	☺
Aneidride solforosa secca	80	☹	☹	☹	☺	⊗	⊗	☺	☺	☺	☹	☺	☺	☺
Anilina	60	☹	☹	☹	☺	☹	☹	☹	☺	☹	☹	☹	☺	☺
Anilincoloridrato	20	☺	☺	☺	☺	☺	⊗	☺	☺	☹	☹	☹	☺	☺
Anilincoloridrato	100	☹	☹	⊗	☺	☺	☺	☺	☺	☹	☹	☹	☺	☺
Anisol	20	☹	☹	☹	☺	☺	☺	☺	☺	☺	☹	☹	☺	☺
Anon	20	☹	☹	☹	☺	☺	☺	☺	☺	☺	☹	☹	☹	☺

◀ continua da pagina precedente

continua a pagina successiva ▶

☺ = corrosione scarsa o inesistente

⊗ = dati non disponibili, da testare prima dell'impiego

☺ = corrosione da debole a media

☺ = dati non disponibili, probabilmente idoneo

☹ = corrosione forte fino a distruzione

* = Necessaria miscela speciale chiedere informazioni

resistenza ai prodotti chimici

Sostanza	°C	NBR	HNBR	CR	ACM	VMQ	FVMQ	FPM	FFPM	AU	NR	SBR	EPDM	PTFE
Antigelo per veicoli	60	☺	☺	☺	☺	☺	☺	☺	☺	☹	☺	☺	☺	☺
Aria contenente olio	80	☺	☺	☺	☺	☺	☺	☺	☺	☺	☹	☹	☹	☺
Aria pura	80	☺	☺	☺	☺	☺	☺	☺	☺	☺	☺	☺	☺	☺
Asfalto	100	☺	☺	☺	☹	☺	☺	☹	☺	☺	☺	☺	☺	☺
Azoto	20	☺	☺	☺	☺	☺	☺	☺	☺	☺	☺	☺	☺	☺
Bagni fotofissanti	40	☹	☹	☹	☺	☹	☹	☺	☺	☺	☺	☺	☺	☺
Benzaldeide acquosa	60	☹	☹	☹	☺	☺	☺	☺	☺	☹	☹	☹	☹	☺
Benzina	60	☹	☹	☹	☹	☹	☺	☺	☺	☺	☹	☹	☹	☺
Benzina solvente	60	☺	☹	☹	☺	☹	☹	☺	☺	☹	☹	☹	☹	☺
Benzina-benzene-etanolo 50/30/20%	20	☹	☹	☹	☹	☹	☹	*	☺	☹	☹	☹	☹	☺
Benzoato di sodio acquoso	40	☺	☺	☹	☺	☹	☹	☺	☺	☹	☺	☺	☺	☺
Benzolo	20	☹	☹	☹	☹	☹	☹	☹	☺	☹	☹	☹	☹	☺
Biacetonalcol	20	☹	☹	☹	☺	☹	☹	☺	☺	☹	☺	☺	☺	☺
Bianco di balena	20	☺	☺	☹	☹	☹	☹	☺	☺	☹	☹	☺	☹	☺
Bicarbonato di sodio	60	☺	☺	☹	☺	☹	☹	☺	☺	☺	☺	☺	☺	☺
Bicarbonato di sodio acquoso	60	☺	☺	☹	☺	☹	☹	☺	☺	☺	☺	☺	☺	☺
Biclorobenzolo	20	☹	☹	☹	☺	☺	☹	☺	☺	☺	☹	☹	☹	☺
Biclorobutilene	20	☹	☹	☹	☺	☺	☺	☹	☺	☺	☹	☹	☹	☺
Bicloroetano	20	☹	☹	☹	☹	☹	☹	☹	☹	☹	☹	☹	☹	☺
Bicloroetilene	20	☹	☹	☹	☺	☺	☺	☹	☹	☺	☹	☹	☺	☺
Biclorometano	20	☹	☹	☹	☹	☹	☺	☺	☺	☹	☹	☹	☹	☺
Bicromato di potassio acquoso 40%	20	☹	☹	☹	☺	☹	☹	☺	☺	☺	☹	☹	☺	☺
Biesilftalato	60	☹	☹	☹	☺	☺	☺	☹	☹	☺	☹	☹	☺	☺
Bietilammina	20	☹	☹	☹	☺	☺	☺	☹	☹	☺	☹	☹	☺	☺
Bifenile	20	☹	☹	☹	☺	☺	☺	☺	☺	☹	☹	☹	☹	☺
Biisobutilchetone	60	☹	☹	☹	☺	☺	☺	☹	☹	☺	☹	☹	☺	☺
Bimetilammina	20	☹	☹	☹	☺	☺	☺	☹	☹	☺	☹	☹	☺	☺
Bimetiletere	20	☹	☹	☹	☺	☺	☺	☹	☹	☺	☹	☹	☺	☺
Binonilftalato	30	☹	☹	☹	☺	☺	☺	☹	☹	☺	☹	☹	☺	☺
Bioctilftalato	60	☹	☹	☹	☹	☺	☺	☹	☺	☺	☹	☹	☺	☺
Bioctilsebacato	60	☹	☹	☹	☺	☺	☺	☹	☹	☺	☹	☹	☺	☺
Biogas	20	☺	☺	☺	☹	☺	☹	☺	☺	☹	☹	☹	☺	☺
Biossido di carbonio secco	60	☺	☺	☺	☺	☺	☺	☺	☺	☹	☺	☺	☺	☺
Bipentene	20	☹	☹	☹	☹	☹	☹	☺	☺	☹	☹	☹	☹	☺
Birra	20	☺	☺	☺	☺	☺	☺	☺	☺	☺	☺	☺	☺	☺
Bisolfato potassico acquoso	40	☺	☺	☹	☺	☹	☹	☺	☺	☹	☺	☺	☺	☺
Bisolfato di calcio acquoso	20	☺	☺	☺	☺	☹	☹	☺	☺	☺	☺	☺	☺	☺
Bisolfato di sodio acquoso	100	☺	☺	☹	☺	☹	☹	☺	☺	☺	☺	☺	☺	☺

◀ continua da pagina precedente

continua a pagina successiva ▶

☺ = corrosione scarsa o inesistente

☹ = dati non disponibili, da testare prima dell'impiego

☺ = corrosione da debole a media

☺ = dati non disponibili, probabilmente idoneo

☹ = corrosione forte fino a distruzione

* = Necessaria miscela speciale chiedere informazioni

resistenza ai prodotti chimici

Sostanza	°C	NBR	HNBR	CR	ACM	VMQ	FVMQ	FPM	FFPM	AU	NR	SBR	EPDM	PTFE
Bitumi	60	☹	☹	☹	☺	☺	☺	☺	☺	☺	☺	☺	☺	☺
Borace acquosa	60	☺	☺	☺	☺	☺	☺	☺	☺	☹	☺	☺	☺	☺
Borato di potassio acquoso	60	☺	☺	☺	☺	☹	☹	☺	☺	☹	☺	☺	☺	☺
Bromato di potassio acquoso	60	☺	☺	☺	☺	☹	☹	☺	☺	☹	☺	☺	☺	☺
Bromo fluido	20	☹	☹	☹	☺	☺	☺	☺	☹	☺	☹	☹	☹	☺
Bromo in soluzione acquosa saturato a freddo	20	☹	☹	☹	☺	☺	☺	☺	☹	☺	☹	☹	☹	☺
Bromo vapore	20	☹	☹	☹	☺	☺	☺	☺	☹	☺	☹	☹	☹	☺
Bromuro di benzene	20	☺	☺	☺	☺	☺	☹	☹	☹	☺	☺	☺	☺	☺
Bromuro di litio acquoso	20	☺	☺	☺	☺	☺	☺	☺	☺	☺	☺	☺	☺	☺
Bromuro di metile	20	☹	☹	☹	☹	☹	☹	☺	☺	☹	☹	☹	☹	☺
Bromuro di potassio acquoso	60	☺	☺	☺	☺	☹	☹	☺	☺	☹	☺	☺	☺	☺
Burro	20	☺	☺	☺	☹	☹	☺	☺	☺	☺	☺	☺	☺	☺
Burro	80	☺	☺	☺	☹	☹	☹	☺	☺	☹	☹	☹	☺	☺
Butadiene	60	☹	☹	☺	☺	☺	☺	☺	☺	☹	☹	☹	☹	☺
Butandiolo acquoso	20	☺	☺	☺	☺	☹	☹	☺	☺	☹	☺	☺	☺	☺
Butandiolo acquoso	60	☺	☺	☺	☺	☹	☹	☹	☹	☹	☺	☺	☺	☺
Butano gassoso	20	☺	☺	☺	☺	☹	☺	☺	☺	☺	☹	☹	☹	☺
Butanolo acquoso	20	☺	☺	☹	☺	☺	☺	☺	☺	☺	☺	☺	☺	☺
Butanolo acquoso	60	☹	☹	☺	☺	☹	☹	☺	☺	☹	☺	☺	☺	☺
Butilene fluido	20	☺	☺	☺	☹	☹	☺	☺	☺	☺	☹	☹	☺	☺
Butilfenolo	20	☹	☹	☹	☹	☹	☺	☺	☺	☹	☹	☹	☹	☺
Butindiolo	20	☺	☺	☺	☺	☹	☹	☺	☺	☺	☺	☺	☺	☺
Canfora	20	☺	☺	☺	☺	☺	☺	☺	☺	☺	☹	☹	☹	☺
Carbammide acquosa	60	☺	☺	☺	☺	☹	☹	☺	☺	☺	☺	☺	☺	☺
Carbolineum	60	☺	☺	☺	☺	☺	☹	☹	☺	☺	☺	☺	☺	☺
Carbolineum	80	☹	☹	☹	☹	☹	☺	☺	☺	☺	☹	☹	☹	☺
Carbonato di ammonio	60	☺	☺	☺	☺	☹	☹	☹	☺	☹	☺	☺	☺	☺
Carbonato di potassio acquoso	40	☺	☺	☺	☺	☺	☺	☺	☺	☺	☺	☺	☺	☺
Carburante ASTM A	60	☺	☺	☺	☺	☹	☺	☺	☺	☺	☹	☹	☹	☺
Carburante ASTM B	60	☺	☺	☹	☹	☹	☺	☺	☺	☹	☹	☹	☹	☺
Carburante ASTM C	60	☹	☹	☹	☹	☹	☺	☺	☺	☹	☹	☹	☹	☺
Carburanti diesel	60	☺	☺	☺	☺	☺	☺	☺	☺	☺	☹	☹	☹	☺
Carburanti per motori aeronautici JP3 (MIL-J-5624)	20	☺	☺	☹	☺	☹	☺	☺	☺	☺	☹	☹	☹	☺
Carburanti per motori aeronautici JP4 (MIL-J-5624)	20	☺	☺	☹	☺	☹	☺	☺	☺	☺	☹	☹	☹	☺
Carburanti per motori aeronautici JP5 (MIL-J-5624)	20	☺	☺	☹	☺	☹	☺	☺	☺	☺	☹	☹	☹	☺
Carburanti per motori aeronautici JP6 (MIL-J-25656)	20	☺	☺	☹	☺	☹	☺	☺	☺	☺	☹	☹	☹	☺

◀ continua da pagina precedente

continua a pagina successiva ▶

☺ = corrosione scarsa o inesistente

☹ = dati non disponibili, da testare prima dell'impiego

☺ = corrosione da debole a media

☺ = dati non disponibili, probabilmente idoneo

☹ = corrosione forte fino a distruzione

* = Necessaria miscela speciale chiedere informazioni

resistenza ai prodotti chimici

Sostanza	°C	NBR	HNBR	CR	ACM	VMQ	FVMQ	FPM	FFPM	AU	NR	SBR	EPDM	PTFE
Catrame	20	☹	☹	☹	☺	☺	☺	☹	☺	☺	☹	☹	☹	☺
Cellosolve	20	☺	☺	☺	☺	☺	☺	☺	☹	☺	☺	☺	☺	☺
Cherosene	20	☺	☺	☹	☺	☺	☺	☺	☺	☺	☹	☹	☹	☺
Cianuro di potassio acquoso	40	☺	☺	☺	☺	☺	☺	☺	☺	☹	☺	☺	☺	☺
Cianuro di potassio acquoso	80	☺	☺	☺	☺	☺	☺	☺	☺	☹	☹	☹	☺	☺
Cicloesano	20	☺	☺	☹	☺	☺	☺	☺	☺	☺	☹	☹	☹	☺
Cicloesanolio	20	☺	☺	☹	☺	☺	☺	☺	☺	☺	☹	☹	☹	☺
Cicloesanone	20	☹	☹	☹	☺	☺	☺	☺	☺	☺	☹	☹	☹	☺
Cicloesilamina	20	☹	☹	☹	☺	☺	☺	☹	☺	☺	☹	☹	☹	☺
Clofene	T			☹	☹	☹	☹	☺	☹	☺	☺	☹	☹	☺
Clorato di potassio acquoso	60	☹	☹	☺	☺	☹	☹	☺	☺	☹	☺	☺	☺	☺
Clorato di sodio	20	☹	☹	☹	☺	☹	☹	☺	☺	☺	☹	☹	☺	☺
Cloro fluido	20	☹	☹	☹	☺	☺	☺	☺	☺	☺	☹	☹	☺	☺
Cloro gassoso secco	20	☹	☹	☹	☺	☺	☺	☺	☺	☺	☹	☹	☺	☺
Cloro gassoso umido	20	☹	☹	☹	☺	☺	☺	☺	☺	☺	☹	☹	☺	☺
Clorobenzolo	20	☹	☹	☹	☹	☹	☹	☺	☺	☹	☹	☹	☹	☺
Clorobromometano	20	☺	☺	☺	☺	☺	☺	☺	☺	☺	☺	☺	☺	☺
Cloroformio	20	☹	☹	☹	☺	☺	☺	☺	☺	☹	☹	☹	☹	☺
Cloruro di ammina acquosa	20	☺	☺	☺	☹	☹	☹	☺	☺	☹	☺	☺	☺	☺
Cloruro di ammonio acquoso	60	☺	☺	☺	☺	☹	☹	☺	☺	☹	☺	☺	☺	☺
Cloruro di antimonio acquoso	20	☺	☺	☺	☺	☺	☺	☺	☺	☺	☺	☺	☺	☺
Cloruro di calce	60	☹	☹	☹	☺	☺	☺	☺	☺	☹	☹	☹	☺	☺
Cloruro di calcio acquoso	100	☺	☺	☺	☺	☺	☺	☺	☺	☹	☹	☺	☺	☺
Cloruro di carbonile	20	☺	☺	☺	☺	☺	☺	☹	☹	☺	☺	☺	☹	☺
Cloruro di etanolo	60	☹	☹	☹	☺	☺	☺	☹	☺	☺	☹	☹	☺	☺
Cloruro di etile	20	☺	☺	☺	☹	☹	☺	☺	☺	☺	☺	☺	☺	☺
Cloruro di etilene	20	☺	☺	☺	☹	☹	☺	☺	☺	☺	☺	☺	☺	☺
Cloruro di ferro (III) acquoso	40	☺	☺	☺	☺	☹	☹	☺	☺	☹	☺	☺	☺	☺
Cloruro di litio acquoso	20	☺	☺	☺	☺	☺	☺	☺	☺	☺	☺	☺	☺	☺
Cloruro di magnesio acquoso	100	☺	☺	☺	☹	☹	☹	☺	☺	☺	☺	☺	☺	☺
Cloruro di metile	20	☹	☹	☹	☺	☺	☺	☺	☺	☺	☹	☹	☹	☺
Cloruro di metilene	20	☹	☹	☹	☹	☹	☺	☺	☺	☹	☹	☹	☹	☺
Cloruro di nickel acquoso	20	☺	☺	☺	☺	☹	☹	☺	☺	☺	☺	☺	☺	☺
Cloruro di potassio acquoso	60	☺	☺	☺	☺	☹	☹	☺	☺	☹	☺	☺	☺	☺
Cloruro di rame (I) acquoso	20	☺	☺	☺	☺	☺	☺	☺	☺	☺	☺	☺	☺	☺
Cloruro di sodio	100	☺	☺	☺	☺	☹	☹	☺	☺	☺	☺	☺	☺	☺
Cloruro di stagno (II) acquoso	80	☺	☺	☺	☺	☹	☹	☺	☺	☺	☺	☺	☺	☺
Cloruro di tionile	20	☹	☹	☹	☺	☺	☺	☺	☺	☺	☺	☺	☺	☺

◀ continua da pagina precedente

continua a pagina successiva ▶

☺ = corrosione scarsa o inesistente

☹ = dati non disponibili, da testare prima dell'impiego

☺ = corrosione da debole a media

☺ = dati non disponibili, probabilmente idoneo

☹ = corrosione forte fino a distruzione

* = Necessaria miscela speciale chiedere informazioni

resistenza ai prodotti chimici

Sostanza	°C	NBR	HNBR	CR	ACM	VMQ	FVMQ	FPM	FFPM	AU	NR	SBR	EPDM	PTFE
Cloruro di vinile fluido	20	☉	☉	☉	☉	☉	☉	☉	☉	☉	☉	☉	☉	☉
Cloruro di zolfo	20	☹	☹	☹	☉	☉	☺	☺	☺	☉	☉	☉	☉	☺
Colla	20	☺	☺	☺	☺	☺	☺	☺	☺	☺	☺	☺	☺	☺
Combustibili di prova FAM DIN 51 604-A	20	☹	☹	☹	☉	☹	☺	☺	☺	☺	☹	☹	☹	☺
Combustibili di prova FAM DIN 51 604-C	20	☹	☹	☹	☹	☹	☹	*	☺	☹	☹	☹	☹	☺
Creosolo acquoso	45	☹	☹	☹	☉	☉	☉	☺	☺	☺	☹	☹	☹	☺
Cromato di potassio acquoso	20	☹	☹	☹	☉	☒	☒	☺	☺	☹	☺	☺	☺	☺
Crotonaldeide	20	☉	☉	☉	☉	☉	☉	☹	☹	☒	☹	☹	☺	☺
Decaidronaftalina (decalina)	20	☹	☹	☹	☹	☉	☉	☹	☹	☉	☹	☹	☹	☺
Decaidronaftalina (decalina)	60	☹	☹	☹	☹	☉	☉	☹	☹	☉	☹	☹	☹	☺
Desmodur	T		☹	☹	☹	☹	☉	☉	☉	☹	☹	☹	☹	☹
Desmofen 2000	80	☺	☺	☒	☒	☒	☒	☒	☒	☉	☒	☺	☒	☺
Destrina acquosa	60	☺	☺	☺	☉	☺	☺	☺	☺	☹	☺	☺	☺	☺
Detersivi	100	☺	☺	☹	☉	☉	☉	☹	☹	☉	☹	☹	☺	☺
Detersivi sintetici	60	☺	☺	☹	☹	☒	☒	☺	☺	☒	☺	☺	☺	☺
Dibenziletere	20	☹	☹	☹	☉	☉	☉	☹	☺	☉	☹	☹	☹	☺
Dibutiletere	20	☹	☹	☹	☉	☉	☉	☹	☺	☉	☹	☹	☹	☺
Dibutilftalato	20	☹	☹	☹	☉	☺	☺	☺	☺	☺	☹	☹	☒	☺
Dibutilftalato	60	☹	☹	☹	☉	☺	☺	☹	☺	☒	☹	☹	☒	☺
Dibutilsebacato	60	☹	☹	☹	☉	☹	☹	☉	☹	☒	☹	☹	☹	☺
Dietilenglicolo	20	☺	☺	☺	☉	☺	☺	☺	☺	☉	☺	☺	☺	☺
Dietiletere	20	☹	☹	☹	☉	☉	☉	☹	☺	☉	☹	☹	☹	☺
Dietilsebacato	20	☹	☹	☹	☉	☉	☉	☹	☹	☉	☹	☹	☹	☺
Dimetilformammide	60	☹	☹	☹	☒	☹	☒	☹	☹	☹	☹	☹	☹	☺
Dioxano	60	☹	☹	☹	☉	☉	☉	☹	☒	☉	☹	☹	☹	☺
Emulsione di sego bovino solforata	20	☺	☺	☹	☉	☹	☹	☺	☺	☉	☹	☹	☹	☺
Emulsioni di paraffina	40	☺	☺	☺	☺	☺	☺	☺	☺	☺	☹	☹	☹	☺
Epidoridrina	20	☉	☉	☉	☉	☉	☉	☹	☒	☉	☉	☉	☹	☺
Eptano	60	☺	☺	☹	☺	☹	☺	☺	☺	☺	☹	☹	☹	☺
Esaclorobutadiene	20	☹	☹	☉	☉	☉	☉	☺	☺	☉	☹	☹	☉	☺
Esaclorocicloesano	20	☉	☉	☉	☉	☉	☒	☺	☺	☹	☹	☹	☉	☺
Esaffluoruro di zolfo	20	☺	☺	☺	☒	☺	☺	☺	☺	☒	☒	☺	☺	☺
Esaldeide	20	☹	☹	☹	☉	☉	☉	☉	☹	☉	☹	☹	☉	☺
Esano	60	☺	☺	☹	☺	☹	☺	☺	☺	☺	☹	☹	☹	☺
Esantriolo	20	☺	☺	☹	☉	☺	☺	☺	☺	☉	☒	☒	☺	☺
Esene	20	☹	☹	☹	☺	☒	☺	☺	☺	☺	☹	☹	☹	☺
Essenza di lavanda	20	☹	☹	☹	☹	☉	☹	☺	☺	☒	☉	☉	☉	☺
Essenza di trementina	20	☹	☹	☹	☒	☉	☉	☺	☺	☉	☹	☹	☹	☺

◀ continua da pagina precedente

continua a pagina successiva ▶

☺ = corrosione scarsa o inesistente

☒ = dati non disponibili, da testare prima dell'impiego

☹ = corrosione da debole a media

☉ = dati non disponibili, probabilmente idoneo

☹ = corrosione forte fino a distruzione

* = Necessaria miscela speciale chiedere informazioni

resistenza ai prodotti chimici

Sostanza	°C	NBR	HNBR	CR	ACM	VMQ	FVMQ	FPM	FFPM	AU	NR	SBR	EPDM	PTFE
Esteri acetici	20	☹	☹	☺	☺	☺	☺	☹	☺	☺	☹	☹	☺	☺
Estratti da concia	20	☺	☺	☺	☺	☺	☺	☺	☺	☺	☺	☺	☺	☺
Etano	20	☺	☺	☺	☺	☺	☺	☺	☺	☺	☹	☹	☹	☺
Etano (alcol)	20	☺	☺	☺	☺	☺	☺	*	☺	☺	☺	☺	☺	☺
Etano (alcol)	80	☹	☹	☹	☺	☹	☹	*	☺	☹	☺	☺	☺	☺
Etano (alcol) c. acido acetico (miscela di fermentazione)	60	☹	☹	☹	☺	☺	☺	*	☺	☺	☺	☺	☺	☺
Etano (alcol) c. acido acetico (miscela di fermentazione)	20	☹	☹	☺	☺	☺	☺	*	☺	☺	☺	☺	☺	☺
Etilacetato	60	☹	☹	☹	☺	☺	☺	☹	☺	☹	☹	☹	☹	☺
Etilacrilato	20	☹	☹	☺	☹	☹	☹	☹	☺	☺	☺	☺	☹	☺
Etilbenzolo	20	☹	☹	☹	☹	☹	☺	☺	☺	☹	☹	☹	☹	☺
Etilendiammina	60	☹	☹	☹	☹	☹	☺	☹	☺	☹	☺	☺	☺	☺
Etilenetero	20	☹	☹	☹	☹	☹	☹	☹	☺	☹	☺	☹	☺	☺
Etiltricloruro	20	☺	☺	☺	☺	☺	☺	☹	☺	☺	☺	☺	☺	☺
Etilestere di acido acrilico	20	☹	☹	☺	☹	☹	☹	☹	☺	☹	☺	☺	☹	☺
Etilestere monocloroacetico	60	☹	☹	☹	☹	☹	☹	☺	☺	☹	☹	☹	☺	☺
Fenilbenzene	20	☹	☹	☹	☺	☺	☺	☺	☺	☺	☹	☹	☹	☺
Feniletiletere	20	☹	☹	☹	☹	☹	☹	☹	☺	☹	☹	☹	☹	☺
Fenilidrazina	60	☺	☺	☹	☺	☺	☺	☺	☺	☺	☹	☹	☹	☺
Fenilidrazincloridrato acquoso	80	☺	☺	☹	☺	☺	☺	☺	☺	☺	☹	☹	☺	☺
Fenolo acquoso fino al 90%	80	☹	☹	☹	☺	☺	☺	☺	☺	☺	☹	☹	☹	☺
Fluidi idraulici, acqua di poliglicole HFC	60	☺	☺	☺	☺	☺	☺	☺	☺	☺	☺	☺	☺	☺
Fluidi idraulici, emulsioni olio in acqua HFA	55	☺	☺	☺	☺	☹	☹	*	☺	☺	☹	☹	☹	☺
Fluidi idraulici, estere di acido fosforico HFD	80	☹	☹	☹	☹	☹	☹	*	☺	☹	☹	☹	*	☺
Fluidi idraulici, oli idraulici DIN 51 524	80	☺	☺	☺	☺	☺	☺	☺	☺	☺	☹	☹	☹	☺
Fluidi idraulici. Emulsioni acqua-olio HFB	60	*	*	☺	☺	☹	☹	*	☺	☺	☹	☹	☹	☺
Fluidi per freni (glicoletere)	80	☹	☹	☺	☹	☺	☺	☺	☹	☺	☺	☺	☺	☺
Fluidi per freni ATE	100	☹	☹	☺	☹	☺	☺	☹	☹	☺	☺	☺	☺	☺
Fluido di trasmissione tipo A	20	☺	☺	☺	☺	☺	☺	☺	☺	☺	☺	☺	☺	☺
Fluoro secco	60	☹	☹	☺	☺	☺	☺	☺	☹	☺	☹	☺	☺	☺
Fluoroammionio acquoso	20	☺	☺	☺	☺	☺	☺	☺	☺	☺	☺	☺	☺	☺
Fluoroammionio acquoso	100	☺	☺	☺	☺	☹	☹	☹	☺	☺	☹	☺	☺	☺
Fluoruro di ammonio acquoso	20	☺	☺	☺	☺	☺	☺	☺	☺	☺	☺	☺	☺	☺
Fluoruro di ammonio acquoso	100	☺	☺	☺	☺	☹	☹	☹	☺	☺	☹	☺	☺	☺
Fluoruro di rame acquoso	50	☺	☺	☺	☺	☹	☹	☺	☺	☺	☺	☺	☺	☺
Fluorobenzolo	20	☹	☹	☹	☹	☹	☹	☺	☺	☺	☹	☹	☹	☺
Formaldeide acquosa	60	☺	☺	☺	☹	☹	☹	☺	☺	☺	☺	☺	☺	☺
Formammine	60	☹	☹	☹	☺	☺	☺	☺	☺	☺	☺	☹	☺	☺

◀ continua da pagina precedente

continua a pagina successiva ▶

☺ = corrosione scarsa o inesistente

☹ = dati non disponibili, da testare prima dell'impiego

☺ = corrosione da debole a media

☺ = dati non disponibili, probabilmente idoneo

☹ = corrosione forte fino a distruzione

* = Necessaria miscela speciale chiedere informazioni

resistenza ai prodotti chimici

Sostanza	°C	NBR	HNBR	CR	ACM	VMQ	FVMQ	FPM	FFPM	AU	NR	SBR	EPDM	PTFE
Fosfato di ammonio acquoso	60	☺	☺	☺	☉	⊗	⊗	☹	☺	☹	☺	☺	☺	☺
Fosfato di calcio acquoso	20	☺	☺	☺	☉	☺	☺	☺	☺	⊗	☺	☺	☺	☺
Fosfato di sodio acquoso	60	☺	☺	☺	☉	⊗	⊗	☺	☺	☉	☺	☺	☺	☺
Fosforossicloruro	20	☹	☹	☉	☉	☉	☉	⊗	⊗	☉	☉	⊗	⊗	☺
Fosfortricloruro	20	☹	☹	☹	☉	☉	☉	☺	☺	☉	☺	⊗	☺	☺
Fotoemulsioni	20	☺	☺	☺	☉	⊗	⊗	☺	☺	☉	☺	☺	☺	☺
Fotosviluppatori	40	☺	☺	☺	☉	⊗	⊗	☺	☺	☉	☺	☺	☺	☺
Freon secondo DIN 8962 R11	20	☺	☺	☺	☉	☉	⊗	☺	☉	☉	☉	☉	☉	☺
Freon secondo DIN 8962 R113	20	☺	☺	☺	☉	☉	⊗	☺	☉	☺	☉	☉	☉	☺
Freon secondo DIN 8962 R114	20	☺	☺	☺	☉	☉	⊗	⊗	☉	☺	☺	☺	☺	☺
Freon secondo DIN 8962 R12	20	☺	☺	☺	☉	☉	☉	☺	☉	☺	☺	☺	☺	☺
Freon secondo DIN 8962 R13	20	☺	☺	☺	☉	☉	☉	☺	☉	☺	☉	☺	☺	☺
Freon secondo DIN 8962 R134a	20	☺	☺	☺	☉	☉	⊗	☹	☹	☉	☉	☉	☺	☺
Freon secondo DIN 8962 R22	20	☹	☹	☺	☉	☉	⊗	☹	☉	☺	☺	☺	☺	☺
Furano	20	☉	☉	☉	☉	☉	☉	☹	☺	☹	☉	☉	☉	☺
Furfuralcol	20	☉	☉	☉	☉	☉	☉	☉	☺	☹	☉	☉	☉	☺
Furfurolo	20	☹	☹	☉	☉	☉	☉	☉	☺	☹	☉	☉	☉	☺
Gas arrostiti secchi	60	☹	☹	☺	☉	☺	☺	☺	☺	☉	☺	☺	☺	☺
Gas cloruro d'idrogeno	60	☹	☹	☹	☉	☉	☉	☺	☺	☉	☺	☺	☺	☺
Gas d'altoforno	100	☺	☺	☺	☺	☺	☺	☺	☺	⊗	☹	☺	☺	☺
Gas di città senza benzene	20	☺	☺	☺	☺	☺	☺	☺	☺	☺	☹	☹	☹	☺
Gas di cokeria	80	☹	☹	☹	☉	⊗	⊗	☺	☺	☉	☹	☹	☹	☺
Gas di scarico contenente acido cloridrico	60	☺	☺	☺	☉	⊗	⊗	☺	☺	☉	☺	☺	☺	☺
Gas di scarico contenente tracce di acido cloridrico	60	☺	☺	☺	⊗	⊗	⊗	☺	☺	☉	☺	☺	☺	☺
Gas di scarico contenenti acido solforico	60	☺	☺	☺	☉	⊗	⊗	☺	☺	☉	☺	☺	☺	☺
Gas di scarico contenenti acido solforico	80	☹	☹	☺	☉	⊗	⊗	☺	☺	☉	☺	☺	☺	☺
Gas di scarico contenenti tracce di anidride nitrosa	60	⊗	⊗	☺	☹	☹	☺	☺	☺	☉	☹	⊗	☺	☺
Gas di scarico contenenti tracce di anidride nitrosa	80	⊗	⊗	☺	☹	☹	☺	☺	☺	☉	☹	⊗	☺	☺
Gas di scarico contenenti anidride solforosa	60	☺	☺	☺	☉	⊗	⊗	☺	☺	☉	☺	☺	☺	☺
Gas di scarico contenenti biossido di carbonio	60	☺	☺	☺	☺	☺	☺	☺	☺	⊗	☺	☺	☺	☺
Gas di scarico contenente ossido di carbonio	60	☺	☺	☺	☺	☺	☺	☺	☺	☺	☺	☺	☺	☺
Gas esilerante	20	☺	☺	☺	☺	☺	☺	☺	☺	☺	☺	☺	☺	☺
Gas naturale	20	☺	☺	☺	☺	☺	☺	☺	☺	☺	☺	☺	☺	☺
Gas nitrosi	20	☹	☹	☹	☹	☹	☹	☺	☺	☹	☹	☹	☺	☺
Gasohol	20	☹	☹	☹	☹	☹	☺	*	☺	☹	☹	☹	☹	☺
Gasolio	80	☺	☺	☺	☺	☺	☺	☺	☺	☺	☹	☹	☹	☺
Gelatina acquosa	40	☺	☺	☺	☺	☺	☺	☺	☺	☉	☺	☺	☺	☺
Glicerina acquosa	100	☺	☺	☺	☉	☺	☺	☺	☺	☉	☺	☺	☺	☺

◀ continua da pagina precedente

continua a pagina successiva ▶

☺ = corrosione scarsa o inesistente

⊗ = dati non disponibili, da testare prima dell'impiego

☺ = corrosione da debole a media

☉ = dati non disponibili, probabilmente idoneo

☹ = corrosione forte fino a distruzione

* = Necessaria miscela speciale chiedere informazioni

resistenza ai prodotti chimici

Sostanza	°C	NBR	HNBR	CR	ACM	VMQ	FVMQ	FPM	FFPM	AU	NR	SBR	EPDM	PTFE
Glicerincoloridrina	60	☹	☹	☹	☺	☺	☺	☺	☺	☺	☺	☺	☺	☺
Glicole acquoso	100	☺	☺	☺	☺	☺	☹	☺	☺	☹	☺	☺	☺	☺
Glicole butilico	60	☺	☺	☺	☺	☺	☺	☺	☺	☺	☺	☺	☺	☺
Glicole di etilene	100	☺	☺	☺	☺	☺	☹	☺	☺	☹	☹	☺	☺	☺
Glucosio	80	☺	☺	☺	☺	☺	☺	☺	☺	☺	☹	☺	☺	☺
Glucosio acquoso	80	☺	☺	☺	☺	☺	☺	☺	☺	☺	☺	☺	☺	☺
Grassi minerali, animali o vegetali	80	☺	☺	☺	☺	☺	☺	☺	☺	☺	☹	☹	☹	☺
Grasso di cocco	80	☺	☺	☺	☺	☺	☺	☺	☺	☺	☹	☹	☹	☺
Grasso silconico	20	☺	☺	☺	☺	☹	☺	☺	☺	☺	☺	☺	☺	☺
Idrogeno	20	☺	☺	☺	☺	☺	☺	☺	☺	☺	☺	☺	☺	☺
Idrato di cloro acquoso	60	☹	☹	☹	☺	☺	☺	☺	☺	☺	☹	☹	☺	☺
Idrazina idrata	20	☺	☺	☺	☺	☺	☺	☺	☺	☺	☹	☺	☺	☺
Idrochinone acquoso	20	☺	☺	☺	☺	☹	☹	☺	☺	☺	☺	☺	☺	☺
Idrogeno fosforato	20	☹	☹	☺	☺	☹	☹	☺	☺	☺	☺	☹	☺	☺
Idrogeno solforato acquoso	60	☺	☺	☺	☺	☺	☺	☺	☺	☺	☺	☺	☺	☺
Idrogeno solforato secco	60	☺	☺	☺	☺	☹	☹	☺	☺	☹	☺	☺	☺	☺
Idrosolfito acquoso	40	☺	☺	☺	☺	☹	☹	☺	☺	☺	☺	☺	☺	☺
Idrossido di bario acquoso	60	☺	☺	☺	☺	☹	☹	☺	☺	☹	☺	☺	☺	☺
Idrossido di calcio acquoso	20	☺	☺	☺	☺	☺	☺	☺	☺	☹	☺	☺	☺	☺
Idrossilamminsolato acquoso	35	☺	☺	☺	☺	☺	☺	☺	☺	☺	☺	☺	☺	☺
Inchiostro	20	☺	☺	☺	☺	☺	☺	☺	☺	☺	☺	☺	☺	☺
Iodato di potassio acquoso	60	☺	☺	☺	☺	☹	☹	☺	☺	☹	☺	☺	☺	☺
Iodoformio	20	☺	☺	☺	☺	☺	☺	☺	☺	☺	☺	☺	☺	☺
Ipcolorito di sodio acquoso	20	☺	☺	☺	☺	☹	☹	☺	☺	☺	☹	☹	☺	☺
Ipcoloruro di calcio acquoso	60	☹	☹	☺	☹	☺	☺	☺	☺	☹	☹	☹	☺	☺
Isoforone	20	☹	☹	☹	☹	☹	☹	☹	☺	☺	☹	☹	☺	☺
Isopropanolo	60	☺	☺	☺	☹	☺	☺	*	☺	☺	☺	☺	☺	☺
Isopropilacetato	80	☹	☹	☹	☹	☹	☹	☹	☺	☺	☹	☹	☺	☺
Isopropilcloruro	20	☹	☹	☹	☹	☹	☺	☺	☺	☹	☹	☹	☹	☺
Isopropiletere	60	☹	☹	☹	☹	☹	☹	☹	☺	☹	☺	☹	☺	☺
Isoptano	20	☺	☺	☺	☺	☺	☺	☺	☺	☺	☹	☹	☹	☺
Lactam	80	☹	☹	☹	☺	☺	☺	☹	☺	☺	☹	☹	☹	☺
Lanolina	60	☺	☺	☺	☺	☺	☺	☺	☺	☺	☺	☺	☹	☺
Lanolina	50	☺	☺	☺	☺	☺	☺	☺	☺	☺	☺	☺	☺	☺
Latte	20	☺	☺	☺	☺	☺	☺	☺	☺	☺	☺	☺	☺	☺
Latte di calce	80	☹	☹	☺	☺	☺	☺	☺	☺	☺	☹	☺	☹	☺
Lievito acquoso	20	☺	☺	☺	☺	☺	☺	☺	☺	☹	☺	☺	☺	☺
Liquori	20	☺	☺	☺	☺	☺	☺	☺	☺	☺	☺	☺	☺	☺

◀ continua da pagina precedente

continua a pagina successiva ▶

☺ = corrosione scarsa o inesistente

☹ = dati non disponibili, da testare prima dell'impiego

☺ = corrosione da debole a media

☺ = dati non disponibili, probabilmente idoneo

☹ = corrosione forte fino a distruzione

* = Necessaria miscela speciale chiedere informazioni

resistenza ai prodotti chimici

Sostanza	°C	NBR	HNBR	CR	ACM	VMQ	FVMQ	FPM	FFPM	AU	NR	SBR	EPDM	PTFE
Margarina	80	☺	☺	☺	☺	☺	☺	☺	☺	☺	☹	☹	☹	☺
Melassa	100	☺	☺	☺	☺	☹	☹	☺	☺	☺	☹	☹	☺	☺
Mentolo	60	☹	☹	☹	☺	☺	☺	☺	☺	☺	☹	☹	☹	☺
Mercurio	60	☺	☺	☺	☺	☺	☺	☺	☺	☺	☺	☺	☺	☺
Metano	20	☺	☺	☺	☺	☺	☺	☺	☺	☹	☺	☺	☺	☺
Metanolo	60	☺	☺	☺	☺	☺	☺	*	☺	☺	☺	☺	☺	☺
Metilacrilato	20	☹	☹	☹	☹	☹	☹	☹	☺	☹	☹	☹	☹	☺
Metilammina acquosa	20	☹	☹	☺	☺	☺	☺	☹	☺	☺	☺	☺	☺	☺
Metilestere monodloracetico	60	☹	☹	☹	☹	☹	☹	☺	☺	☹	☹	☹	☺	☺
Metiletilchetone	20	☹	☹	☹	☹	☹	☹	☹	☺	☹	☹	☹	☺	☺
Metilisobutilchetone	20	☹	☹	☹	☹	☹	☹	☹	☺	☹	☹	☹	☺	☺
Metilmetacrilato	20	☹	☹	☹	☹	☹	☹	☹	☺	☹	☹	☹	☹	☺
Metosibutanolo	60	☺	☺	☺	☺	☹	☹	☺	☺	☹	☹	☹	☺	☺
Miristilalcol	20	☺	☺	☺	☺	☹	☹	☺	☺	☹	☺	☺	☺	☺
Miscela di benzina-benzene 50/50%	20	☹	☹	☹	☹	☹	☺	☺	☺	☺	☹	☹	☹	☺
Miscela di benzina-benzene 60/40%	20	☹	☹	☹	☹	☹	☺	☺	☺	☺	☹	☹	☹	☺
Miscela di benzina-benzene 70/30%	20	☺	☹	☹	☺	☹	☺	☺	☺	☺	☹	☹	☹	☺
Miscela di benzina-benzene 80/20%	20	☺	☹	☹	☺	☹	☺	☺	☺	☺	☹	☹	☹	☺
Monobromobenzene	20	☹	☹	☹	☹	☹	☹	☺	☺	☹	☹	☹	☹	☺
Morfolina	60	☹	☹	☹	☺	☹	☹	☺	☹	☺	☹	☹	☺	☺
Nafta	20	☹	☹	☹	☺	☺	☺	☺	☺	☹	☺	☺	☺	☺
Naftalina	60	☹	☹	☹	☺	☺	☺	☺	☺	☺	☹	☹	☹	☺
Naftolene ZD	20	☺	☺	☹	☹	☺	☹	☺	☺	☺	☹	☹	☹	☺
Nitrato d'argento acquoso	100	☺	☺	☺	☺	☹	☹	☺	☺	☺	☺	☺	☺	☺
Nitrato di ammonio acquoso	60	☺	☺	☺	☺	☹	☹	☺	☺	☹	☺	☺	☺	☺
Nitrato di ammonio acquoso	100	☺	☺	☺	☺	☹	☹	☹	☺	☺	☹	☺	☺	☺
Nitrato di calcio acquoso	40	☺	☺	☺	☺	☺	☺	☺	☺	☺	☺	☺	☺	☺
Nitrato di piombo acquoso	20	☺	☺	☺	☹	☹	☹	☺	☺	☹	☺	☺	☺	☺
Nitrato di potassio acquoso	60	☺	☺	☺	☺	☹	☹	☺	☺	☹	☺	☺	☺	☺
Nitrato di rame acquoso	60	☺	☺	☺	☺	☹	☹	☺	☺	☺	☺	☺	☺	☺
Nitrato di sodio	60	☺	☺	☺	☺	☹	☹	☺	☺	☺	☺	☺	☺	☺
Nitrato di sodio acquoso	60	☺	☺	☺	☺	☹	☹	☺	☺	☺	☺	☺	☺	☺
Nitrobenzolo	60	☹	☹	☹	☹	☹	☹	☹	☺	☹	☹	☹	☹	☺
Nitroglicerina	20	☹	☹	☺	☺	☺	☺	☺	☺	☺	☺	☺	☺	☺
Nitroglicole acquoso	20	☹	☹	☺	☺	☹	☹	☺	☺	☹	☹	☹	☺	☺
Nitrometano	20	☹	☹	☺	☹	☹	☹	☹	☺	☹	☺	☺	☺	☺
Nitropropano	20	☹	☹	☹	☹	☹	☹	☹	☹	☹	☺	☺	☺	☺
Nitrotoluene-o	60	☹	☹	☹	☹	☹	☹	☹	☹	☺	☹	☹	☹	☺

◀ continua da pagina precedente

continua a pagina successiva ▶

☺ = corrosione scarsa o inesistente

☹ = dati non disponibili, da testare prima dell'impiego

☺ = corrosione da debole a media

☺ = dati non disponibili, probabilmente idoneo

☹ = corrosione forte fino a distruzione

* = Necessaria miscela speciale chiedere informazioni

resistenza ai prodotti chimici

Sostanza	°C	NBR	HNBR	CR	ACM	VMQ	FVMQ	FPM	FFPM	AU	NR	SBR	EPDM	PTFE
Oleilalcol	20	☺	☺	☺	☺	☺	☺	☺	☺	☹	☺	☺	☺	☺
Oleum 10%	20	☹	☹	☹	☹	☹	☹	☺	☺	☹	☹	☹	☺	☺
Oli di etere	20	☹	☹	☹	☹	☹	☹	☺	☺	☹	☹	☹	☹	☺
Oli di fluorocarbonio	100	⊗	⊗	⊗	⊗	☺	⊗	⊗	⊗	⊗	⊗	⊗	⊗	☺
Oli motore	100	☺	☺	☺	☺	☺	☺	☺	☺	☺	☹	☹	☹	☺
Oli per macchine minerali	80	☺	☺	☺	☺	☺	☺	☺	☺	☺	☹	☹	☹	☺
Olio ASTM N°1	100	☺	☺	☺	☺	☺	☺	☺	☺	☺	☹	☹	☹	☺
Olio ASTM N°2	100	☺	☺	☺	☺	☺	☺	☺	☺	☺	☹	☹	☹	☺
Olio ASTM N°3	100	☺	☺	☺	☺	☺	☺	☺	☺	☺	☹	☹	☹	☺
Olio ATF	100	☺	☺	☺	☹	☺	☺	☺	☺	☺	☹	☹	☹	☺
Olio combustibile	60	☺	☺	☹	⊗	☹	⊗	⊗	⊗	☹	☹	☹	☹	☺
Olio combustibile a base di petrolio grezzo	60	☺	☺	☺	☺	☺	☺	☺	☺	☺	☹	☹	☹	☺
Olio di aghi di abete	20	☺	☺	☹	☹	☹	⊗	☺	☺	⊗	☹	☹	☹	☺
Olio di aghi di pino	60	☺	☺	☹	☺	☺	☺	☺	☺	☺	☹	☹	☹	☺
Olio di canfora	20	☺	☺	☹	☹	☹	☹	☺	☺	☹	☹	☹	☹	☺
Olio di catrame	20	☹	☹	☹	☹	☹	☹	⊗	☺	☹	☹	☹	☹	☺
Olio di colza	20	☺	☺	☺	☺	☹	☺	☺	☺	☺	☹	☹	☺	☺
Olio di ebollizione	60	☺	☺	☹	☺	☺	☺	☺	☺	☺	☹	☹	☹	☺
Olio di fegato di merluzzo	20	☺	☺	☺	☺	☺	☺	☺	☺	☺	☺	☺	☺	☺
Olio di noce di cocco	80	☺	☺	☺	⊗	⊗	⊗	☺	☺	⊗	☹	☹	☹	☺
Olio di noce di cocco	60	☺	☺	☺	☺	☺	☺	☺	☺	☺	☹	☹	☹	☺
Olio di oliva	60	☺	☺	☺	☺	☺	☺	☺	☺	⊗	☺	☺	☺	☺
Olio di paraffina	60	☺	☺	☺	☺	☺	☺	☺	☺	☺	☹	☹	☹	☺
Olio di pesce	20	☺	☺	☺	☺	☺	☺	☺	☺	⊗	☺	☺	☺	☺
Olio di semi di cotone	20	☺	☺	☺	⊗	⊗	⊗	☺	☺	☺	☺	☺	☺	☺
Olio di semi di lino	60	☺	☺	☺	⊗	☺	⊗	☺	☺	☺	☺	☺	☺	☺
Olio di semi di mais	60	☺	☺	☺	⊗	⊗	⊗	☺	☺	⊗	☹	☹	☹	☺
Olio di silicone	20	☺	☺	☺	☺	☹	☺	☺	☺	☺	☺	☺	☺	☺
Olio di vaselina	60	☺	☺	☺	☺	☺	☺	☺	☺	⊗	☹	☹	☹	☺
Olio minerale	100	☺	☺	☹	☺	☺	☺	☺	☺	☺	☹	☹	☹	☺
Olio per fusti	60	☺	☺	☺	☺	☺	☺	☺	☺	☺	☹	☹	☹	☺
Olio per trasformatori	60	☺	☺	☹	☺	☺	☺	☺	☺	☺	☹	☹	☹	☺
Olio raffinato chiaro	20	☺	☺	☺	☺	☺	☺	☺	☺	⊗	☹	☹	☹	☺
Ossido di carbonio secco	60	☺	☺	☺	☺	☺	☺	☺	☺	☺	☺	☺	☺	☺
Ossido di carbonio umido	20	☺	☺	☺	☺	☺	☺	☺	☺	☹	☺	☺	☺	☺
Ossido di difenile	100	☹	☹	☹	☹	☹	☹	☹	⊗	☹	☹	☹	☹	☺
Ossido di mesitile	20	⊗	⊗	☹	☹	☹	⊗	⊗	⊗	⊗	☹	☹	☺	☺
Ossido di propilene	20	☹	☹	☹	☹	☹	☹	☹	☺	☹	☹	☹	☹	☺

◀ continua da pagina precedente

continua a pagina successiva ▶

☺ = corrosione scarsa o inesistente

⊗ = dati non disponibili, da testare prima dell'impiego

☹ = corrosione da debole a media

☹ = dati non disponibili, probabilmente idoneo

☹ = corrosione forte fino a distruzione

* = Necessaria miscela speciale chiedere informazioni

resistenza ai prodotti chimici

Sostanza	°C	NBR	HNBR	CR	ACM	VMQ	FVMQ	FPM	FFPM	AU	NR	SBR	EPDM	PTFE
Ottano	20	☒	☒	☉	☉	☉	☺	☺	☺	☒	☉	☉	☉	☺
Ottilalcol	20	☺	☺	☺	☉	☺	☺	☺	☺	☉	☺	☺	☺	☺
Ottilcreosolo	20	☉	☉	☹	☹	☹	☹	☺	☺	☉	☹	☹	☹	☺
Ozono	20	☹	☺	☺	☺	☺	☺	☺	☺	☒	☹	☹	☺	☺
Paraffina	60	☺	☺	☺	☒	☒	☒	☺	☺	☒	☹	☹	☹	☺
Pectin	20	☺	☺	☺	☺	☺	☺	☺	☺	☺	☺	☺	☺	☺
Pentaclorodifenile	60	☹	☹	☹	☉	☉	☉	☉	☒	☉	☹	☹	☹	☺
Pentano	20	☺	☺	☺	☒	☒	☒	☺	☺	☒	☹	☹	☹	☺
Perclorato di potassio acquoso	80	☹	☹	☺	☉	☒	☒	☺	☺	☉	☹	☹	☺	☺
Percloretilene	60	☹	☹	☹	☉	☹	☉	☺	☺	☉	☹	☹	☹	☺
Permanganato di potassio acquoso	40	☹	☹	☺	☉	☉	☉	☺	☺	☉	☹	☺	☺	☺
Perossido d'idrogeno acquoso	20	☹	☹	☹	☉	☺	☺	☺	☺	☉	☹	☹	☺	☺
Persolfato di potassio acquoso	60	☹	☹	☹	☉	☉	☉	☺	☺	☉	☹	☺	☺	☺
Petroletere	60	☺	☺	☺	☺	☺	☺	☺	☺	☺	☹	☹	☹	☺
Petrolio	20	☺	☺	☺	☺	☺	☺	☺	☺	☺	☹	☹	☹	☺
Petrolio	60	☺	☺	☺	☺	☺	☺	☺	☺	☺	☹	☹	☹	☺
Pinene	20	☺	☺	☺	☉	☉	☺	☺	☺	☺	☉	☉	☉	☺
Piombo tetraetile	20	☺	☺	☹	☉	☉	☺	☺	☺	☉	☉	☉	☉	☺
Piperidina	20	☉	☉	☉	☉	☉	☉	☉	☒	☉	☉	☉	☉	☺
Piridina	20	☹	☹	☹	☹	☹	☹	☹	☒	☹	☹	☹	☉	☺
Pirrolo	20	☉	☉	☉	☉	☺	☺	☒	☒	☉	☹	☹	☹	☺
Potassa acquosa	40	☺	☺	☺	☉	☺	☺	☺	☺	☉	☺	☺	☺	☺
Potassa caustica 50%	60	☺	☺	☺	☹	☹	☹	☹	☺	☹	☺	☺	☺	☺
Propano fluido/gassoso	20	☺	☺	☺	☺	☺	☺	☺	☺	☺	☹	☹	☉	☺
Propanolo-n	60	☺	☺	☺	☉	☺	☺	☺	☺	☹	☺	☺	☺	☺
Propargilalcol acquoso	60	☺	☺	☺	☒	☒	☒	☺	☺	☉	☺	☒	☺	☺
Propilglicolo	60	☺	☺	☺	☉	☒	☒	☺	☺	☉	☺	☺	☺	☺
Refrigeranti secondo DIN 8962 R 11	20	☺	☺	☺	☉	☉	☒	☺	☉	☉	☉	☉	☉	☺
Refrigeranti secondo DIN 8962 R 113	20	☺	☺	☺	☉	☉	☒	☺	☉	☺	☉	☉	☉	☺
Refrigeranti secondo DIN 8962 R 114	20	☺	☺	☺	☉	☉	☒	☒	☉	☺	☺	☺	☺	☺
Refrigeranti secondo DIN 8962 R 12	20	☺	☺	☺	☉	☉	☉	☺	☉	☺	☺	☺	☺	☺
Refrigeranti secondo DIN 8962 R 13	20	☺	☺	☺	☉	☉	☉	☺	☉	☺	☺	☺	☺	☺
Refrigeranti secondo DIN 8962 R 134a	20	☺	☺	☺	☉	☉	☒	☹	☹	☉	☉	☉	☺	☺
Refrigeranti secondo DIN 8962 R 22	20	☹	☹	☺	☉	☉	☒	☹	☉	☺	☺	☺	☺	☺
Sagrotan	20	☺	☺	☺	☉	☺	☺	☺	☺	☹	☺	☺	☺	☺
Sale di concime acquoso	60	☺	☺	☺	☉	☺	☺	☺	☺	☉	☺	☺	☺	☺
Sale di Glauber acquoso	20	☺	☺	☺	☺	☒	☒	☺	☺	☉	☺	☺	☺	☺
Sale di mercurio acquoso	60	☺	☺	☺	☉	☺	☺	☺	☺	☉	☺	☺	☺	☺

◀ continua da pagina precedente

continua a pagina successiva ▶

☺ = corrosione scarsa o inesistente

☒ = dati non disponibili, da testare prima dell'impiego

☺ = corrosione da debole a media

☉ = dati non disponibili, probabilmente idoneo

☹ = corrosione forte fino a distruzione

* = Necessaria miscela speciale chiedere informazioni

resistenza ai prodotti chimici

Sostanza	°C	NBR	HNBR	CR	ACM	VMQ	FVMQ	FPM	FFPM	AU	NR	SBR	EPDM	PTFE
Sali d'argento acquosi	60	☺	☺	☺	⊙	☺	☺	☺	☺	⊙	☺	☺	☺	☺
Sali di bario acquosi	60	☺	☺	☺	⊙	☺	☺	☺	☺	☹	☺	☺	☺	☺
Sciroppo d'amido	60	☺	☺	☺	⊙	⊗	⊗	☺	☺	⊙	☺	☺	☺	☺
Sciroppo di zucchero	60	☺	☺	⊙	⊙	⊗	⊗	☺	☺	⊙	☺	⊗	☺	☺
Sego	60	☺	☺	☺	⊗	⊗	⊗	☺	☺	⊙	☹	☹	☹	☺
Silicato di sodio acquoso	60	☺	☺	☺	⊙	⊗	⊗	☺	☺	⊙	☺	☺	☺	☺
Skydrol	20	☹	☹	☹	☹	☹	☹	☹	☹	☹	☹	☹	☹	☺
Soda acquosa	60	☺	☺	☺	⊙	☺	☺	☺	☺	⊙	☺	☺	☺	☺
Soda caustica	20	☺	☺	☺	☹	☹	☹	☹	☺	⊙	☺	☺	☺	☺
Solfonilcloruro	20	☹	☹	☹	⊙	⊙	⊙	☺	☺	⊙	☺	☺	☺	☺
Solfato di alluminio acquoso	60	☺	☺	☺	⊙	⊗	⊗	☺	☺	☹	☺	☺	☺	☺
Solfato di alluminio acquoso	100	☺	☺	☺	⊙	⊗	⊗	☹	☺	☹	☺	☺	☺	☺
Solfato di ammonio	60	☺	☺	☺	⊙	⊗	⊗	☺	☺	☹	☺	☺	☺	☺
Solfato di ammonio	100	☺	☺	☺	⊙	⊗	⊗	☹	☺	☹	☹	☺	☺	☺
Solfato di magnesio acquoso	100	☺	☺	☺	☹	⊗	⊗	☺	☺	⊙	⊙	☺	☺	☺
Solfato di nickel acquoso	60	☺	☺	☺	⊙	⊗	⊗	☺	☺	⊙	☺	☺	☺	☺
Solfato di potassio acquoso	60	☺	☺	☺	⊙	⊗	⊗	☺	☺	⊙	☺	☺	☺	☺
Solfato di rame acquoso	60	☺	☺	☺	⊙	⊗	⊗	☺	☺	⊙	☺	☺	☺	☺
Solfato di sodio acquoso	60	☺	☺	☺	⊙	⊗	⊗	☺	☺	⊙	☺	☺	☺	☺
Solfuro di ammonio acquoso	60	☺	☺	☺	⊙	⊗	⊗	☺	☺	☹	☺	☺	☺	☺
Solfuro di ammonio acquoso	100	☺	☺	☺	⊙	⊗	⊗	☹	☺	☹	☹	☺	☺	☺
Solfuro di carbonio	20	☹	☹	☹	⊙	☹	⊙	☺	☺	☹	☹	☹	☹	☺
Solfuro di sodio	40	☺	☺	☺	⊙	⊗	⊗	☺	☺	⊙	☺	☺	☺	☺
Solfuro di sodio	100	☺	☺	☺	⊙	⊗	⊗	☺	☺	⊙	☹	☺	☺	☺
Soluzione alcalina da sbianca	60	☹	☹	☺	⊙	⊙	⊙	☺	☺	☹	☹	☺	☺	☺
Soluzione alcalina di bisolfito	50	☺	☺	☺	⊙	⊗	⊗	⊙	☺	☹	☺	☺	☺	☺
Soluzione di picklaggio (picklaggio pelli)	20	⊗	⊗	⊗	⊙	⊙	⊙	☺	☺	⊙	⊙	⊙	☺	☺
Soluzione henkel P3	100	☺	☺	☺	⊙	⊗	⊗	⊙	☺	⊙	☺	☺	☺	☺
Soluzione salina bianca	100	☺	☺	☺	⊙	⊙	⊙	☹	☺	⊙	☹	☺	☺	☺
Soluzione salina nera	100	☺	☺	☺	⊙	⊙	⊙	☺	☺	⊙	☺	☺	☺	☺
Soluzione saponata acquosa	20	☺	☺	☺	⊙	⊗	⊗	☺	☺	☺	☺	☺	☺	☺
Solventi stoddard	20	☺	☺	☹	☺	⊙	☺	☺	☺	☺	⊙	⊙	⊙	☺
Stirolo	20	☹	☹	☹	⊙	☹	⊙	☺	⊗	⊙	☹	☹	☹	☺
Succhi di frutta	100	☺	☺	☺	⊙	☺	⊗	☺	☺	☹	☹	☺	☺	☺
Succo di limone non diluito	20	☺	☺	☺	⊙	☺	⊗	*	☺	⊗	☺	☺	⊗	☺
Tannino	40	☺	☺	☺	⊙	⊗	⊗	☺	☺	⊙	☺	☺	☺	☺
Tetracloroetano	60	☹	☹	☹	⊙	⊙	⊙	☺	☺	⊙	☹	☹	☹	☺
Tetracloroetilene	60	☹	☹	☹	⊙	⊙	⊙	☺	☺	⊙	☹	☹	☹	☺

◀ continua da pagina precedente

continua a pagina successiva ▶

☺ = corrosione scarsa o inesistente

⊗ = dati non disponibili, da testare prima dell'impiego

☺ = corrosione da debole a media

⊙ = dati non disponibili, probabilmente idoneo

☹ = corrosione forte fino a distruzione

* = Necessaria miscela speciale chiedere informazioni

resistenza ai prodotti chimici

Sostanza	°C	NBR	HNBR	CR	ACM	VMQ	FVMQ	FPM	FFPM	AU	NR	SBR	EPDM	PTFE
Tetracloruro di carbonio	60	☹	☹	☹	☺	☺	☺	☺	☺	☺	☹	☹	☹	☺
Tetracloruro di titanio	20	☺	☺	☺	☺	☺	☺	☺	☺	☺	☺	☺	☺	☺
Tetraidrofurano	20	☹	☹	☹	☺	☺	☺	☹	☺	☺	☹	☹	☹	☺
Tetraidronaftalina (tetralina)	20	☹	☹	☹	☺	☺	☹	☺	☺	☺	☹	☹	☹	☺
Tetrossido di azoto	20	☺	☺	☺	☺	☹	☺	☺	☹	☺	☺	☺	☹	☺
Tintura di iodio	20	☺	☺	☺	☺	☺	☺	☺	☺	☹	☺	☺	☺	☺
Tiofene	60	☹	☹	☹	☺	☺	☺	☹	☹	☺	☹	☹	☹	☺
Tiosolfato di sodio	60	☹	☹	☺	☹	☹	☹	☺	☺	☺	☺	☺	☺	☺
Tipi A di clofene	100	☹	☹	☹	☹	☺	☺	☺	☺	☹	☹	☹	☺	☺
Toulene	20	☹	☹	☹	☹	☹	☹	☺	☺	☹	☹	☹	☹	☺
Trementina	60	☺	☺	☹	☹	☺	☺	☺	☺	☹	☹	☹	☹	☺
Triacetina	20	☺	☺	☺	☺	☺	☺	☺	☹	☺	☺	☹	☺	☺
Tributilfosfato	60	☹	☹	☹	☺	☺	☺	☺	☺	☹	☹	☹	☹	☺
Tributossietilfosfato	20	☹	☹	☹	☺	☺	☺	☺	☺	☺	☹	☹	☹	☺
Tricloroetilene	20	☹	☹	☹	☺	☹	☺	☺	☺	☹	☹	☹	☹	☺
Tricloroetilfosfato	20	☹	☹	☹	☺	☺	☺	☹	☺	☺	☺	☺	☺	☺
Tricloruro di ammonio senza acqua	60	☺	☺	☺	☺	☺	☺	☺	☺	☺	☺	☺	☺	☺
Tricresilfosfato	60	☹	☹	☹	☺	☺	☹	☺	☹	☺	☹	☹	☺	☺
Trietanolamina	20	☹	☹	☺	☺	☺	☺	☺	☺	☺	☹	☹	☺	☺
Trietilalluminio	20	☺	☺	☺	☺	☺	☺	☺	☺	☺	☺	☺	☺	☺
Trietilborano	20	☺	☺	☺	☺	☺	☺	☺	☺	☺	☺	☺	☺	☺
Triglicole	20	☺	☺	☺	☺	☹	☹	☺	☺	☹	☺	☺	☺	☺
Trimetilolpropano acquoso	100	☹	☹	☺	☺	☹	☹	☺	☺	☺	☺	☹	☺	☺
Trinitrotoulene	20	☺	☺	☺	☺	☺	☺	☺	☺	☺	☺	☺	☺	☺
Triotilfosfato	60	☹	☹	☹	☺	☺	☹	☺	☺	☺	☹	☺	☺	☺
Trisodiofosfato	20	☺	☺	☺	☺	☺	☺	☺	☺	☹	☺	☺	☺	☺
Vapor Acqueo	130	☹	☹	☹	☺	☹	☹	*	*	☹	☹	☹	☺	☺
Vapore	130	☹	☹	☹	☺	☹	☹	*	*	☹	☹	☹	☺	☺
Vaselina	60	☺	☺	☺	☺	☺	☺	☺	☺	☹	☹	☹	☹	☺
Vinilacetato	20	☺	☺	☺	☺	☺	☺	☺	☺	☺	☺	☺	☺	☺
Vino	20	☺	☺	☺	☹	☺	☺	☺	☺	☺	☺	☺	☺	☺
Whisky	20	☺	☺	☺	☺	☺	☺	☺	☺	☺	☺	☺	☺	☺
Xilene	20	☹	☹	☹	☹	☹	☹	☺	☺	☹	☹	☹	☹	☺
Xylamon	20	☹	☹	☹	☹	☺	☺	☺	☺	☺	☹	☹	☹	☺
Zeolite	20	☺	☺	☺	☺	☺	☺	☺	☺	☺	☺	☺	☺	☺
Zolfo	60	☺	☺	☺	☺	☹	☹	☺	☺	☹	☺	☺	☺	☺

◀ continua da pagina precedente

☺ = corrosione scarsa o inesistente

☹ = dati non disponibili, da testare prima dell'impiego

☺ = corrosione da debole a media

☺ = dati non disponibili, probabilmente idoneo

☹ = corrosione forte fino a distruzione

* = Necessaria miscela speciale chiedere informazioni



FLUMEC
under pressure technology

O-RING
X-RING
BACK-UP RING
ANELLI ANTIESTRUSIONE
BONDED SEALS
TENUTE PIANE
ANELLI DI TENUTA
V-RING
COPERCHI DI CHIUSURA
GUARNIZIONI PER
MOVIMENTI ALTERNATIVI
PNEUMATICA-OLEODINAMICA
GUARNIZIONI PER ALTE PRESTAZIONI
ANTIVIBRANTI



Flumec
Via Tecchio, 15 - 36075 Montecchio Maggiore (Vi) - Italy
Fax. +39 0444 694415 - Tel. +39 348 7653678 - info@flumec.it

www.flumec.it